



HE908_48 Winter Poinsettia Swirls
2.26 X 4.67 in.
57.40 X 118.62 mm
6,737 St. ❖



HE909_48 Winter Poinsettia Swirls 2
5.02 X 2.00 in.
127.51 X 50.80 mm
8,000 St. ❖ L



HE910_48 Swirling Snowflake
2.61 X 4.08 in.
66.29 X 103.63 mm
3,520 St. ❖



HE911_48 Medium Swirling Snowflake
2.54 X 4.06 in.
64.52 X 103.12 mm
2,738 St. ❖



HE912_48 Little Swirling Snowflake
1.97 X 3.19 in.
50.04 X 81.03 mm
2,344 St. ❖



HE913_48 Snowflake Corner
3.61 X 3.61 in.
91.69 X 91.69 mm
8,717 St. ❖



HE914_48 Snowflake Border 1
6.32 X 1.96 in.
160.53 X 49.78 mm
10,344 St. ❖ L



HE915_48 Snowflake Border 2
4.74 X 1.87 in.
120.40 X 47.50 mm
6,175 St. ❖



HE916_48 Snowflake
2.59 X 2.69 in.
65.79 X 68.33 mm
4,730 St. ❖



HE917_48 Snowflake 2
2.36 X 2.64 in.
59.94 X 67.06 mm
5,226 St. ❖



HE918_48 Snowflake 3
2.54 X 2.75 in.
64.52 X 69.85 mm
5,289 St. ❖



HE919_48 Swirling Snowflakes
3.51 X 2.72 in.
89.15 X 69.09 mm
5,271 St. ❖



HE920_48 Swirling Snowflakes 2
3.43 X 2.78 in.
87.12 X 70.61 mm
5,831 St. ❖



HE921_48 Swirling Snowstorm
6.46 X 3.70 in.
164.08 X 93.98 mm
11,159 St. ❖ L



HE922_48 Winter Tree
2.77 X 3.92 in.
70.36 X 99.57 mm
9,599 St. ❖



HE923_48 Winter Trees
3.52 X 4.06 in.
89.41 X 103.12 mm
16,228 St. ❖



HE924_48 Snow Dove
4.06 X 3.36 in.
103.12 X 85.34 mm
7,652 St. ❖



HE925_48 Winter Wonderland
4.46 X 3.82 in.
113.28 X 97.03 mm
5,768 St. ❖



HE926_48 Snow Angel
4.95 X 2.20 in.
125.73 X 55.88 mm
4,267 St. ❖



HE927_48 Let It Snow
4.85 X 2.51 in.
123.19 X 63.75 mm
4,577 St. ❖

❖ Design contains a loose fill.

❖ Some white areas shown are not stitched.

L = Design is larger than 5" (127 mm) in either direction.

S = Design is smaller than 1.5" (38.1 mm) in either direction.



HE928_48 Snowman
2.96 X 3.97 in.
75.18 X 100.84 mm
8,834 St. ❄️



HE929_48 Forest Snowman
8.55 X 4.31 in.
217.17 X 109.47 mm
35,922 St. ❄️ L



HE930_48 Winter Mittens
4.23 X 4.19 in.
107.44 X 106.43 mm
13,211 St. ❄️



HE931_48 Winter Love
4.97 X 2.97 in.
126.24 X 75.44 mm
10,096 St. ❄️



HE932_48 Winter Angel
3.90 X 2.97 in.
99.06 X 75.44 mm
11,020 St. ❄️



HE933_48 Snowflake Ornament
3.58 X 3.89 in.
90.93 X 98.81 mm
5,380 St. ❄️



HE934_48 Snowflake 2 Ornament
3.70 X 3.89 in.
93.98 X 98.81 mm
5,633 St. ❄️



HE935_48 Snowflake 3 Ornament
3.69 X 4.67 in.
93.73 X 118.62 mm
6,160 St. ❄️

❄️ Design contains a loose fill.
⚙️ Some white areas shown are not stitched.

L = Design is larger than 5" (127 mm) in either direction.
S = Design is smaller than 1.5" (38.1 mm) in either direction.

Listings below indicate color sample, stitching order and suggested thread color number, Yenmet or YLI Variegated threads.

**HE908_48 Winter
Poinsettia Swirls**

1. Swirls.....	3650
2. Small Light Flakes.....	3840
3. Small Medium Flakes.....	3641
4. Flower.....	3840
5. Flower.....	3650
6. Berries.....	3641

**HE909_48 Winter
Poinsettia Swirls 2**

1. Flower.....	3840
2. Flower.....	3650
3. Berries.....	3641
4. Swirls.....	3650
5. Dark Flakes.....	3641
6. Light Flakes.....	3650

**HE910_48 Swirling
Snowflake**

1. Swirls.....	3650
2. Light Snowflake.....	3840
3. Dark Snowflake.....	3641

**HE911_48 Medium
Swirling Snowflake**

1. Swirls.....	3650
2. Light Snowflake.....	3840
3. Dark Snowflake.....	3641

**HE912_48 Little
Swirling Snowflake**

1. Swirls.....	3650
2. Light Snowflake.....	3840
3. Dark Snowflake.....	3641

**HE913_48 Snowflake
Corner**

1. Swirls.....	3650
2. Light Snowflake.....	3840
3. Dark Snowflake.....	3641

**HE914_48 Snowflake
Border 1**

1. Swirls.....	3650
2. Light Snowflake.....	3840
3. Dark Snowflake.....	3641

**HE915_48 Snowflake
Border 2**

1. Swirls.....	3650
2. Light Flake Shading.....	3840
3. Dark Flake Shading.....	3641
4. Light Flake Shading.....	3840

HE916_48 Snowflake

1. Light Snowflake.....	3840
2. Dark Snowflake.....	3641
3. Medium Snowflake.....	3920

HE917_48 Snowflake 2

1. Light Snowflake.....	3840
2. Dark Snowflake.....	3641
3. Medium Snowflake.....	3920

HE918_48 Snowflake 3

1. Light Snowflake.....	3840
2. Dark Snowflake.....	3641
3. Medium Snowflake.....	3920

**HE919_48 Swirling
Snowflakes**

1. Swirls.....	3650
2. Light Snowflake.....	3840
3. Dark Snowflake.....	3641

**HE920_48 Swirling
Snowflakes 2**

1. Swirls.....	3650
2. Light Snowflake.....	3840
3. Dark Snowflake.....	3641

**HE921_48 Swirling
Snowstorm**

1. Swirls.....	3650
2. Light Snowflake.....	3840
3. Dark Snowflake.....	3641

HE922_48 Winter Tree

1. Snow.....	0101
2. Light Snowflake.....	3840
3. Dark Snowflake.....	3641
4. Light Tree.....	5822
5. Dark Tree.....	5933
6. Snow Outlines & Swirls.....	0145

**HE923_48 Winter
Trees**

1. Snow.....	0101
2. Light Snowflake.....	3840
3. Dark Snowflake.....	3641
4. Light Tree.....	5822
5. Dark Tree.....	5933
6. Snow Outlines & Swirls.....	0145

HE924_48 Snow Dove

1. Bird.....	0101
2. Bird Outlines & Swirls.....	0145
3. Light Snowflake & Swirls.....	3840
4. Dark Snowflake.....	3641
5. Swirls.....	3650

**HE925_48 Winter
Wonderland**

1. Letters.....	3620
2. Light Snowflake.....	3840
3. Dark Snowflake.....	3641
4. Swirls.....	3650

HE926_48 Snow Angel

1. Letters.....	3620
2. Light Snowflake.....	3840
3. Dark Snowflake.....	3641

HE927_48 Let It Snow

1. Letters.....	3620
2. Light Snowflake.....	3840
3. Dark Snowflake.....	3641

HE928_48 Snowman

1. Snowman.....	0101
2. Light Snowflake & Scarf.....	3840
3. Dark Snowflake & Scarf.....	3641
4. Snowman Outlines & Swirls.....	0145
5. Eyes & Buttons.....	3853
6. Nose.....	0821
7. Arms.....	0853

**HE929_48 Forest
Snowman**

1. Snow & Snowman.....	0101
2. Light Snowflake & Scarf.....	3840
3. Dark Snowflake & Scarf.....	3641
4. Snowman Outlines & Swirls.....	0145
5. Eyes & Buttons.....	3853
6. Nose.....	0821
7. Arms.....	0853
8. Light Tree.....	5822
9. Dark Tree.....	5933
10. Snow Outlines & Swirls.....	0145

**HE930_48 Winter
Mittens**

1. Swirl.....	3650
2. Ribbon.....	0101
3. Ribbon.....	0145
4. Mittens.....	3920
5. Mitten Outlines.....	3641
6. Mitten Swirls.....	0015
7. Light Snowflakes.....	3840
8. Dark Snowflakes.....	3641
9. Light Snowflakes.....	3840

HE931_48 Winter Love

1. Heart.....	0101
2. Heart Outlines.....	3650
3. Heart Swirls.....	0145
4. Scarf.....	3840
5. Scarf & Outlines.....	3920
6. Light Snowflakes.....	3840
7. Dark Snowflakes.....	3641
8. Light Snowflakes.....	3840
9. Swirls.....	3650

**HE932_48 Winter
Angel**

1. Wings.....	3840
2. Skin.....	1060
3. Robe.....	0101
4. Hair.....	2051
5. Wing Outlines.....	3641
6. Hair Outlines.....	2241
7. Robe Outlines.....	0145
8. Swirls.....	3650
9. Light Snowflakes.....	3840
10. Dark Snowflakes.....	3641
11. Light Snowflakes.....	3840

Listings below indicate color sample, stitching order and suggested thread color number, Yenmet or YLI Variegated threads.

He933_48 Snowflake

Ornament

- 1. Pattern/Placement..... 0015
- 2. Tack Down.....0015
- 3. Light Snowflake..... 3840
- 4. Dark Snowflake..... 3641
- 5. Medium Snowflake..... 3920
- 6. Ribbon, Fabric, & Seam
Stitch.....0015

HE934_48 Snowflake 2

Ornament

- 1. Pattern/Placement..... 0015
- 2. Tack Down.....0015
- 3. Light Snowflake..... 3840
- 4. Dark Snowflake..... 3641
- 5. Medium Snowflake..... 3920
- 6. Ribbon, Fabric, & Seam
Stitch.....0015

HE935_48 Snowflake 3

Ornament

- 1. Pattern/Placement..... 0015
- 2. Tack Down.....0015
- 3. Light Snowflake..... 3840
- 4. Dark Snowflake..... 3641
- 5. Medium Snowflake..... 3920
- 6. Ribbon, Fabric, & Seam
Stitch.....0015



12173 Winter Glitz Holiday Ornaments


These beautiful ornaments will make any tree truly sparkle and they are made entirely in the hoop! You will want to make dozens for yourself and friends. They also make great package decorations!

Supplies:

- Design Pack 12173 Winter Glitz
- Scraps of fabric for ornaments, scraps and bits of lace, sequins, feathers, cording etc. for decorating ornaments.
- EZ Glitzer and Glitz
- Super Tac Glue from Helmar (or white fabric glue) or 450 Stainless Adhesive for attaching lace and/or trims
- OESD Ultra Clean & Tear Stabilizer
- Temporary Adhesive Spray such as 505 or 101 Quilt Basting Spray
- OESD Fusible Poly Mesh Stabilizer
- Scraps of low loft batting
- Isacord thread of your choice

Instructions for making ornaments:

1. Hoop stabilizer, low loft batting and ornament fabric with the low loft batting in between stabilizer and fabric. Use 505 or 101 Quilt Basting Spray to create a quilters sandwich prior to hooping.
2. Attach hoop to machine and embroider the design stopping before the last color.



3. Cut a length of ribbon approximately 1” less than the length of the ornament for the hanger. Fold the ribbon in half and spray both ends of ribbon with temporary spray adhesive. Place the cut ends of the ribbon in the “notch” stitched on the fabric.



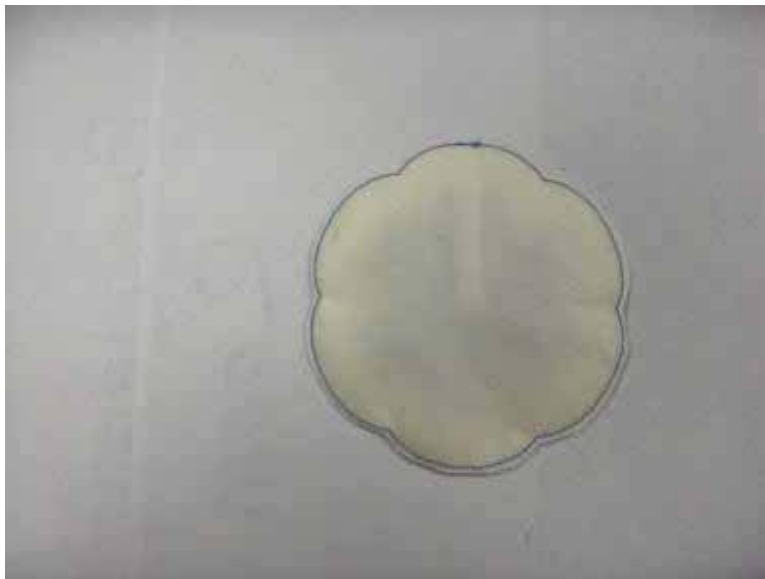
4. Before embroidering the last color, prepare the fabric for the back of the ornament by pressing Fusible Poly Mesh to the wrong side of the fabric. (This is to enable you to cut the fabric and turn it without the fabric fraying). Place the backing fabric (fabric side down) over the design and ribbon.



5. Lightly hold this in place with your fingers (keeping them out of the sewing field, of course). Finish the last color.



6. Remove the project from the hoop and cut outside the embroidery line a scant $\frac{1}{4}$ inch.



7. Very carefully and neatly, cut a slit in the back side of ornament. Be careful not to cut the ribbon or the right side of the ornament. Turn the ornament right side out.



8. Place a scrap of fusible poly mesh inside the slit with the “dotted” side up. Carefully press the slit shut.
9. Decorate your ornament as desired. Add lots of glitz, or finish it with sequins and lace.

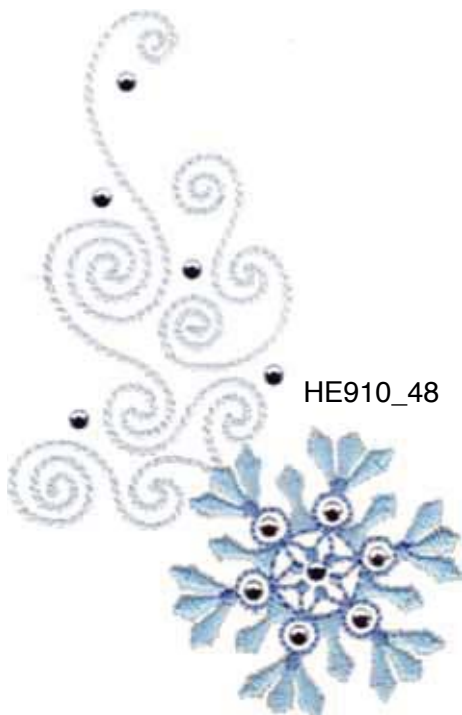


Glitz Garden (12151) offered all of the exuberant glory of a garden in full blossom. Now the year is turning toward the cool elegance of winter, and so, to celebrate the season, we present Winter Glitz. This extraordinary collection was designed to be used in combination with OESD Glitz Crystals, although it is just as beautiful in the stark minimalism of simple embroidery alone.

These actual-sized images display the Glitz colors, sizes, and arrangements that the artist selected for use on our Winter Glitz examples. However, as with Glitz Garden, there are no limits on what you can create with these designs and your choice of embellishments. Feel free to play with colors, sizes, styles, placements, and quantity of Glitz crystals to create in each design your own personal statement of winter beauty.



HE908_48



HE910_48



HE911_48



HE909_48




HE912_48



HE913_48



HE916_48



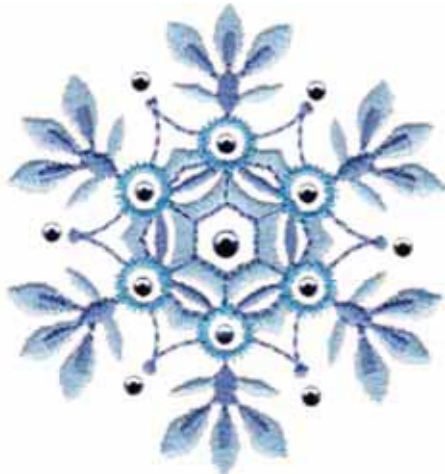
HE914_48



HE915_48



HE917_48




HE918_48



HE919_48



HE920_48



HE921_48



HE922_48



HE923_48



HE924_48



HE925_48




HE926_48



HE928_48



HE927_48



HE929_48



HE930_48



HE933_48



HE931_48



HE932_48



HE934_48



HE935_48