

Note: Some designs in this collection may have been created using unique special stitches and/or techniques. To preserve design integrity when rescaling or rotating designs in your software, always rescale or rotate designs using the handles directly on-screen.



12409-01 Cutwork Flower 1
4.07 X 6.64 in.
103.38 X 168.66 mm
15,931 St. **L**



12409-02 Cutwork Flower 2
4.59 X 7.47 in.
116.59 X 189.74 mm
15,309 St. **L**



12409-03 Cutwork Flower 3
3.95 X 3.83 in.
100.33 X 97.28 mm
9,128 St.



12409-04 Cutwork Flower 4
4.70 X 6.77 in.
119.38 X 171.96 mm
16,526 St. **L**



12409-05 Cutwork Bud 1
1.68 X 4.85 in.
42.67 X 123.19 mm
4,215 St.



12409-06 Leaves 1
4.28 X 6.19 in.
108.71 X 157.23 mm
10,374 St. **L**



12409-07 Leaves 2
3.53 X 3.97 in.
89.66 X 100.84 mm
5,027 St.



12409-08 Cutwork Flower 5
3.85 X 6.42 in.
97.79 X 163.07 mm
9,293 St. **L**



12409-09 Cutwork Flower 6
3.25 X 3.32 in.
82.55 X 84.33 mm
5,110 St.



12409-10 Cutwork Flower 7
4.32 X 6.80 in.
109.73 X 172.72 mm
8,188 St. **L**



12409-11 Cutwork Flower 8
4.01 X 7.39 in.
101.85 X 187.71 mm
9,424 St. **L**




12409-12 Cutwork Flower & Rose
5.23 X 7.32 in.
132.84 X 185.93 mm
21,238 St. **L**

⌘ Design contains a loose fill.
⚙ Some white areas shown are not stitched.

L Design is larger than 5" (127 mm) in either direction.
S Design is smaller than 1.5" (38.1 mm) in either direction.

Note: Some designs in this collection may have been created using unique special stitches and/or techniques. To preserve design integrity when rescaling or rotating designs in your software, always rescale or rotate designs using the handles directly on-screen.



12409-13 Cutwork Rose
4.44 X 7.38 in.
112.78 X 187.45 mm
14,881 St. **L**



12409-14 Cutwork Rose 2
4.82 X 4.27 in.
122.43 X 108.46 mm
8,204 St.




12409-15 Cutwork Rose & Lily
4.62 X 8.00 in.
117.35 X 203.20 mm
16,455 St. **L**



12409-16 Cutwork Rosebud
1.95 X 3.70 in.
49.53 X 93.98 mm
3,859 St.



12409-17 Cutwork Lilies
5.41 X 7.22 in.
137.41 X 183.39 mm
15,883 St. **L**



12409-18 Cutwork Leaf 1
4.41 X 4.59 in.
112.01 X 116.59 mm
7,931 St.



12409-19 Cutwork Leaf 2
2.44 X 2.88 in.
61.98 X 73.15 mm
4,463 St.



12409-20 Cutwork Leaves
4.25 X 4.55 in.
107.95 X 115.57 mm
9,708 St.



12409-21 Cutwork Accent Piece Flower
2.52 X 3.81 in.
64.01 X 96.77 mm
5,211 St.



12409-22 Cutwork Accent Flower Corner
5.05 X 4.92 in.
128.27 X 124.97 mm
9,695 St. **L**



12409-23 Cutwork Bird
5.03 X 6.59 in.
127.76 X 167.39 mm
13,733 St. **L**



12409-24 Dainty Cutwork Flower
1.95 X 4.20 in.
49.53 X 106.68 mm
2,759 St.

⌘ Design contains a loose fill.
⚙ Some white areas shown are not stitched.

L Design is larger than 5" (127 mm) in either direction.
S Design is smaller than 1.5" (38.1 mm) in either direction.

Note: Some designs in this collection may have been created using unique special stitches and/or techniques. To preserve design integrity when rescaling or rotating designs in your software, always rescale or rotate designs using the handles directly on-screen.



12409-25 Dainty Cutwork Flowers
3.19 X 5.25 in.
81.03 X 133.35 mm
5,980 St. **L**



12409-26 Dainty Cutwork Flowers 2
4.51 X 6.92 in.
114.55 X 175.77 mm
11,175 St. **L**



12409-27 Cutwork Leaves Border
2.75 X 6.48 in.
69.85 X 164.59 mm
5,994 St. **L**



12409-28 Leaves Border
2.52 X 8.66 in.
64.01 X 219.96 mm
7,548 St. **L**



12409-29 Cutwork Leaves 2
5.46 X 3.71 in.
138.68 X 94.23 mm
9,339 St. **L**



12409-30 Cutwork Jumbo Medallion 1
9.37 X 9.37 in.
238.00 X 238.00 mm
34,864 St. **L**

⌘ Design contains a loose fill.
⚙ Some white areas shown are not stitched.

L Design is larger than 5" (127 mm) in either direction.
S Design is smaller than 1.5" (38.1 mm) in either direction.



Classic Cutwork en Broderie I

#12409 / 30 Designs

Listings below indicate color sample, stitching order and suggested thread color number. Most numbers indicate Isacord thread. However, colors beginning with 20501 refer to YLI Fine Metallics, 7 refer to Yenmet Metallic, 8 refer to YLI Variations Variegated Thread and 9 refer to Isacord Multicolor Variegated.

12409-01 Cutwork Flower 1

1. Cut Line & Tackdown.....	0761
2. Flower Linework.....	0761
3. Flower Cover Stitch.....	0761
4. Leaves.....	0761

12409-02 Cutwork Flower 2

1. Cut Line & Tackdown.....	0761
2. Leaves, Stem & Bud.....	0761
3. Flower Linework.....	0761
4. Flower Cover Stitch & Detail.....	0761

12409-03 Cutwork Flower 3

1. Cut Line & Tackdown.....	0761
2. Flower Linework.....	0761
3. Flower Cover Stitch & Detail.....	0761

12409-04 Cutwork Flower 4

1. Cut Line & Tackdown.....	0761
2. Leaves & Stems.....	0761
3. Flower Linework.....	0761
4. Flower Cover Stitch.....	0761

12409-05 Cutwork Bud 1

1. Cut Line & Tackdown.....	0761
2. Cover Stitch & Design.....	0761

12409-06 Leaves 1

1. Single Color Design.....	0761
-----------------------------	------

12409-07 Leaves 2

1. Single Color Design.....	0761
-----------------------------	------

12409-08 Cutwork Flower 5

1. Cut Line & Tackdown.....	0761
2. Leaves, Stems & Bud.....	0761
3. Flower Linework.....	0761
4. Flower Cover Stitch.....	0761

12409-09 Cutwork Flower 6

1. Cut Line & Tackdown.....	0761
2. Flower Linework.....	0761
3. Flower Cover Stitch & Detail.....	0761

12409-10 Cutwork Flower 7

1. Cut Line & Tackdown.....	0761
2. Flower Linework.....	0761
3. Flower Cover Stitch.....	0761
4. Leaves & Stem.....	0761

12409-11 Cutwork Flower 8

1. Cut Line & Tackdown.....	0761
2. Small Flower & Leaves.....	0761
3. Flower Linework.....	0761
4. Flower Cover Stitch.....	0761

12409-12 Cutwork Flower & Rose

1. Cut Line & Tackdown.....	0761
2. Leaves, Stems & Flowers.....	0761
3. Rose Flower Linework.....	0761
4. Rose Flower Cover Stitch.....	0761

12409-13 Cutwork Rose

1. Cut Line & Tackdown.....	0761
2. Rose Flower Linework.....	0761
3. Rose Flower Cover Stitch.....	0761
4. Leaves & Stems.....	0761

12409-14 Cutwork Rose 2

1. Cut Line & Tackdown.....	0761
2. Leaves & Stems.....	0761
3. Rose Flower Linework.....	0761
4. Rose Flower Cover Stitch.....	0761

12409-15 Cutwork Rose & Lily

1. Cut Line & Tackdown.....	0761
2. Rose Flower Linework.....	0761
3. Rose Flower Cover Stitch & Leaves.....	0761
4. Lower Flower Linework.....	0761
5. Lower Flower Cover Stitch.....	0761

12409-16 Cutwork Rosebud

1. Cut Line & Tackdown.....	0761
2. Flower.....	0761

12409-17 Cutwork Lilies

1. Cut Line & Tackdown.....	0761
2. Flowers.....	0761

12409-18 Cutwork Leaf 1

1. Cut Line & Tackdown.....	0761
2. Flower.....	0761

12409-19 Cutwork Leaf 2

1. Cut Line & Tackdown.....	0761
2. Leaf.....	0761

12409-20 Cutwork Leaves

1. Cut Line & Tackdown.....	0761
2. Leaves.....	0761

12409-21 Cutwork Accent Piece Flower

1. Cut Line & Tackdown.....	0761
2. Flower.....	0761

12409-22 Cutwork Accent Flower Corner

1. Cut Line & Tackdown.....	0761
2. Flowers.....	0761

12409-23 Cutwork Bird

1. Cut Line & Tackdown.....	0761
2. Leaves.....	0761
3. Bird.....	0761

12409-24 Dainty Cutwork Flower

1. Cut Line & Tackdown.....	0761
2. Flower.....	0761

12409-25 Dainty Cutwork Flowers

1. Cut Line & Tackdown.....	0761
2. Flowers.....	0761

12409-26 Dainty Cutwork Flowers 2

1. Cut Line & Tackdown.....	0761
2. Flowers.....	0761

12409-27 Cutwork Leaves Border

1. Cut Line & Tackdown.....	0761
2. Leaf Linework.....	0761
3. Design Cover Stitch.....	0761

12409-28 Leaves Border

1. Single Color Design.....	0761
-----------------------------	------

12409-29 Cutwork Leaves 2

1. Cut Line & Tackdown.....	0761
2. Leaves.....	0761

12409-30 Cutwork Jumbo Medallion 1

1. Cut Line & Tackdown.....	0761
2. Design.....	0761



12409-01_CWC For Use With the
Bernina CutWork Accessory
4.07 X 6.64 in.
103.38 X 168.66 mm
18,643 St. **L**



12409-02_CWC For Use With the
Bernina CutWork Accessory
4.59 X 7.47 in.
116.59 X 189.74 mm
17,707 St. **L**



12409-03_CWC For Use With the
Bernina CutWork Accessory
3.95 X 3.83 in.
100.33 X 97.28 mm
11,347 St.



12409-04_CWC For Use With the
Bernina CutWork Accessory
4.70 X 6.77 in.
119.38 X 171.96 mm
18,658 St. **L**



12409-05_CWC For Use With the
Bernina CutWork Accessory
1.68 X 4.85 in.
42.67 X 123.19 mm
4,483 St.



12409-08_CWC For Use With the
Bernina CutWork Accessory
3.85 X 6.42 in.
97.79 X 163.07 mm
10,989 St. **L**



12409-09_CWC For Use With the
Bernina CutWork Accessory
3.25 X 3.32 in.
82.55 X 84.33 mm
6,337 St.



12409-10_CWC For Use With the
Bernina CutWork Accessory
4.32 X 6.80 in.
109.73 X 172.72 mm
9,520 St. **L**



12409-11_CWC For Use With the
Bernina CutWork Accessory
4.01 X 7.39 in.
101.85 X 187.71 mm
11,107 St. **L**



12409-12_CWC For Use With the
Bernina CutWork Accessory
5.23 X 7.32 in.
132.84 X 185.93 mm
24,269 St. **L**



12409-13_CWC For Use With the
Bernina CutWork Accessory
4.44 X 7.38 in.
112.78 X 187.45 mm
15,292 St. **L**



12409-14_CWC For Use With the
Bernina CutWork Accessory
4.82 X 4.27 in.
122.43 X 108.46 mm
8,574 St.



12409-15_CWC For Use With the
Bernina CutWork Accessory
4.62 X 8.00 in.
117.35 X 203.20 mm
17,317 St. **L**



12409-16_CWC For Use With the
Bernina CutWork Accessory
1.95 X 3.70 in.
49.53 X 93.98 mm
4,174 St.



12409-17_CWC For Use With the
Bernina CutWork Accessory
5.41 X 7.22 in.
137.41 X 183.39 mm
16,767 St. **L**



12409-18_CWC For Use With the
Bernina CutWork Accessory
4.41 X 4.59 in.
112.01 X 116.59 mm
8,504 St.



12409-19_CWC For Use With the
Bernina CutWork Accessory
2.44 X 2.88 in.
61.98 X 73.15 mm
5,041 St.



12409-20_CWC For Use With the
Bernina CutWork Accessory
4.25 X 4.55 in.
107.95 X 115.57 mm
11,851 St.



12409-21_CWC For Use With the
Bernina CutWork Accessory
2.52 X 3.81 in.
64.01 X 96.77 mm
6,487 St.



12409-22_CWC For Use With the
Bernina CutWork Accessory
5.05 X 4.92 in.
128.27 X 124.97 mm
12,010 St. **L**



12409-23_CWC For Use With the
Bernina CutWork Accessory
5.03 X 6.59 in.
127.76 X 167.39 mm
14,650 St. **L**



12409-24_CWC For Use With the
Bernina CutWork Accessory
1.95 X 4.20 in.
49.53 X 106.68 mm
2,972 St.



12409-25_CWC For Use With the
Bernina CutWork Accessory
3.19 X 5.25 in.
81.03 X 133.35 mm
6,381 St. **L**



12409-26_CWC For Use With the
Bernina CutWork Accessory
4.51 X 6.92 in.
114.55 X 175.77 mm
12,035 St. **L**



12409-27_CWC For Use With the
Bernina CutWork Accessory
2.75 X 6.48 in.
69.85 X 164.59 mm
6,331 St. **L**



12409-29_CWC For Use With the
Bernina CutWork Accessory
5.46 X 3.71 in.
138.68 X 94.23 mm
10,275 St. **L**



12409-30_CWC For Use With the
Bernina CutWork Accessory
9.37 X 9.37 in.
238.00 X 238.00 mm
43,833 St. **L**



Classic Cutwork en Broderie I

Cutwork files for use with BERNINA® CutWork Accessory

NOTE: Placement Stitch and Basting Stitch should match your background fabric.

12409-01_CWC For Use With the Bernina

CutWork Accessory

1. Tackdown	0761
2. Bernina CutWork Accessory Cut 1	Cut 1
3. Bernina CutWork Accessory Cut 2	Cut 2
4. Bernina CutWork Accessory Cut 3	Cut 3
5. Bernina CutWork Accessory Cut 4	Cut 4
6. Flower Linework	0761
7. Flower Cover Stitch	0761
8. Leaves	0761

12409-02_CWC For Use With the Bernina

CutWork Accessory

1. Tackdown	0761
2. Bernina CutWork Accessory Cut 1	Cut 1
3. Bernina CutWork Accessory Cut 2	Cut 2
4. Bernina CutWork Accessory Cut 3	Cut 3
5. Bernina CutWork Accessory Cut 4	Cut 4
6. Leaves, Stem & Bud	0761
7. Flower Linework	0761
8. Flower Cover Stitch & Detail	0761

12409-03_CWC For Use With the Bernina

CutWork Accessory

1. Tackdown	0761
2. Bernina CutWork Accessory Cut 1	Cut 1
3. Bernina CutWork Accessory Cut 2	Cut 2
4. Bernina CutWork Accessory Cut 3	Cut 3
5. Bernina CutWork Accessory Cut 4	Cut 4
6. Flower Linework	0761
7. Flower Cover Stitch & Detail	0761

12409-04_CWC For Use With the Bernina

CutWork Accessory

1. Tackdown	0761
2. Bernina CutWork Accessory Cut 1	Cut 1
3. Bernina CutWork Accessory Cut 2	Cut 2
4. Bernina CutWork Accessory Cut 3	Cut 3
5. Bernina CutWork Accessory Cut 4	Cut 4
6. Leaves & Stems	0761
7. Flower Linework	0761
8. Flower Cover Stitch	0761

12409-05_CWC For Use With the Bernina

CutWork Accessory

1. Tackdown	0761
2. Bernina CutWork Accessory Cut 1	Cut 1
3. Bernina CutWork Accessory Cut 2	Cut 2
4. Bernina CutWork Accessory Cut 3	Cut 3
5. Bernina CutWork Accessory Cut 4	Cut 4
6. Cover Stitch & Design	0761

12409-08_CWC For Use With the Bernina

CutWork Accessory

1. Tackdown	0761
2. Bernina CutWork Accessory Cut 1	Cut 1
3. Bernina CutWork Accessory Cut 2	Cut 2
4. Bernina CutWork Accessory Cut 3	Cut 3
5. Bernina CutWork Accessory Cut 4	Cut 4
6. Leaves, Stems & Bud	0761

12409-09_CWC For Use With the Bernina

CutWork Accessory

1. Tackdown	0761
2. Bernina CutWork Accessory Cut 1	Cut 1
3. Bernina CutWork Accessory Cut 2	Cut 2
4. Bernina CutWork Accessory Cut 3	Cut 3
5. Bernina CutWork Accessory Cut 4	Cut 4
6. Flower Linework	0761

12409-10_CWC For Use With the Bernina

CutWork Accessory

1. Tackdown	0761
2. Bernina CutWork Accessory Cut 1	Cut 1
3. Bernina CutWork Accessory Cut 2	Cut 2
4. Bernina CutWork Accessory Cut 3	Cut 3
5. Bernina CutWork Accessory Cut 4	Cut 4
6. Flower Linework	0761

12409-11_CWC For Use With the Bernina

CutWork Accessory

1. Tackdown	0761
2. Bernina CutWork Accessory Cut 1	Cut 1
3. Bernina CutWork Accessory Cut 2	Cut 2
4. Bernina CutWork Accessory Cut 3	Cut 3
5. Bernina CutWork Accessory Cut 4	Cut 4
6. Small Flower & Leaves	0761
7. Flower Linework	0761
8. Flower Cover Stitch	0761

12409-12_CWC For Use With the Bernina

CutWork Accessory

1. Tackdown	0761
2. Bernina CutWork Accessory Cut 1	Cut 1
3. Bernina CutWork Accessory Cut 2	Cut 2
4. Bernina CutWork Accessory Cut 3	Cut 3
5. Bernina CutWork Accessory Cut 4	Cut 4
6. Leaves, Stems & Flowers	0761
7. Rose Flower Linework	0761
8. Rose Flower Cover Stitch	0761

12409-13_CWC For Use With the Bernina

CutWork Accessory

1. Tackdown	0761
2. Bernina CutWork Accessory Cut 1	Cut 1
3. Bernina CutWork Accessory Cut 2	Cut 2
4. Bernina CutWork Accessory Cut 3	Cut 3
5. Bernina CutWork Accessory Cut 4	Cut 4
6. Rose Flower Linework	0761
7. Rose Flower Cover Stitch	0761
8. Leaves & Stems	0761

12409-14_CWC For Use With the Bernina

CutWork Accessory

1. Tackdown	0761
2. Bernina CutWork Accessory Cut 1	Cut 1
3. Bernina CutWork Accessory Cut 2	Cut 2
4. Bernina CutWork Accessory Cut 3	Cut 3
5. Bernina CutWork Accessory Cut 4	Cut 4
6. Leaves & Stems	0761
7. Rose Flower Linework	0761
8. Rose Flower Cover Stitch	0761

12409-15_CWC For Use With the Bernina

CutWork Accessory

1. Tackdown	0761
2. Bernina CutWork Accessory Cut 1	Cut 1
3. Bernina CutWork Accessory Cut 2	Cut 2
4. Bernina CutWork Accessory Cut 3	Cut 3
5. Bernina CutWork Accessory Cut 4	Cut 4
6. Rose Flower Linework	0761
7. Rose Flower Cover Stitch & Leaves	0761
8. Lower Flower Linework	0761
9. Lower Flower Cover Stitch	0761

12409-16_CWC For Use With the Bernina

CutWork Accessory

1. Tackdown	0761
2. Bernina CutWork Accessory Cut 1	Cut 1
3. Bernina CutWork Accessory Cut 2	Cut 2
4. Bernina CutWork Accessory Cut 3	Cut 3
5. Bernina CutWork Accessory Cut 4	Cut 4
6. Flower	0761

12409-17_CWC For Use With the Bernina

CutWork Accessory

1. Tackdown	0761
2. Bernina CutWork Accessory Cut 1	Cut 1
3. Bernina CutWork Accessory Cut 2	Cut 2
4. Bernina CutWork Accessory Cut 3	Cut 3
5. Bernina CutWork Accessory Cut 4	Cut 4
6. Flowers	0761

12409-18_CWC For Use With the Bernina

CutWork Accessory

1. Tackdown	0761
2. Bernina CutWork Accessory Cut 1	Cut 1
3. Bernina CutWork Accessory Cut 2	Cut 2
4. Bernina CutWork Accessory Cut 3	Cut 3
5. Bernina CutWork Accessory Cut 4	Cut 4
6. Flower	0761

12409-19_CWC For Use With the Bernina

CutWork Accessory

1. Tackdown	0761
2. BERNINA CutWork Accessory Cut 1	Cut 1
3. BERNINA CutWork Accessory Cut 2	Cut 2
4. Leaf	0761

12409-20_CWC For Use With the Bernina

CutWork Accessory

1. Tackdown	0761
2. Bernina CutWork Accessory Cut 1	Cut 1
3. Bernina CutWork Accessory Cut 2	Cut 2
4. Bernina CutWork Accessory Cut 3	Cut 3
5. Bernina CutWork Accessory Cut 4	Cut 4
6. Leaves	0761

12409-21_CWC For Use With the Bernina

CutWork Accessory

1. Tackdown	0761
2. Bernina CutWork Accessory Cut 1	Cut 1
3. Bernina CutWork Accessory Cut 2	Cut 2
4. Bernina CutWork Accessory Cut 3	Cut 3
5. Bernina CutWork Accessory Cut 4	Cut 4
6. Flower	0761

12409-22_CWC For Use With the Bernina

CutWork Accessory

1. Tackdown	0761
2. Bernina CutWork Accessory Cut 1	Cut 1
3. Bernina CutWork Accessory Cut 2	Cut 2
4. Bernina CutWork Accessory Cut 3	Cut 3
5. Bernina CutWork Accessory Cut 4	Cut 4
6. Flowers	0761

12409-23_CWC For Use With the Bernina

CutWork Accessory

1. Tackdown	0761
2. Bernina CutWork Accessory Cut 1	Cut 1
3. Bernina CutWork Accessory Cut 2	Cut 2
4. Bernina CutWork Accessory Cut 3	Cut 3
5. Bernina CutWork Accessory Cut 4	Cut 4
6. Leaves	0761
7. Bird	0761



Classic Cutwork en Broderie I

Cutwork files for use with BERNINA® CutWork Accessory

NOTE: Placement Stitch and Basting Stitch should match your background fabric.

12409-24_CWC For Use With the Bernina

CutWork Accessory

1. Tackdown	0761
2. Bernina CutWork Accessory Cut 1	Cut 1
3. Bernina CutWork Accessory Cut 2	Cut 2
4. Bernina CutWork Accessory Cut 3	Cut 3
5. Bernina CutWork Accessory Cut 4	Cut 4
6. Flower.....	0761

12409-26_CWC For Use With the Bernina

CutWork Accessory

1. Tackdown	0761
2. Bernina CutWork Accessory Cut 1	Cut 1
3. Bernina CutWork Accessory Cut 2	Cut 2
4. Bernina CutWork Accessory Cut 3	Cut 3
5. Bernina CutWork Accessory Cut 4	Cut 4
6. Flowers.....	0761

12409-29_CWC For Use With the Bernina

CutWork Accessory

1. Tackdown	0761
2. Bernina CutWork Accessory Cut 1	Cut 1
3. Bernina CutWork Accessory Cut 2	Cut 2
4. Bernina CutWork Accessory Cut 3	Cut 3
5. Bernina CutWork Accessory Cut 4	Cut 4
6. Leaves.....	0761

12409-25_CWC For Use With the Bernina

CutWork Accessory

1. Tackdown	0761
2. Bernina CutWork Accessory Cut 1	Cut 1
3. Bernina CutWork Accessory Cut 2	Cut 2
4. Bernina CutWork Accessory Cut 3	Cut 3
5. Bernina CutWork Accessory Cut 4	Cut 4
6. Flowers.....	0761

12409-27_CWC For Use With the Bernina

CutWork Accessory

1. Tackdown	0761
2. Bernina CutWork Accessory Cut 1	Cut 1
3. Bernina CutWork Accessory Cut 2	Cut 2
4. Bernina CutWork Accessory Cut 3	Cut 3
5. Bernina CutWork Accessory Cut 4	Cut 4
6. Leaf Linework	0761
7. Design Cover Stitch.....	0761

12409-30_CWC For Use With the Bernina

CutWork Accessory

1. Tackdown	0761
2. Bernina CutWork Accessory Cut 1	Cut 1
3. Bernina CutWork Accessory Cut 2	Cut 2
4. Bernina CutWork Accessory Cut 3	Cut 3
5. Bernina CutWork Accessory Cut 4	Cut 4
6. Design	0761

NOTE: Refer to manufacturer's documentation for further in-depth instructions on using the CutWork Accessory. All fabric, designs and stabilizer combinations should be tested first. Proper preparation of the fabric, design and stabilizer are required to achieve the best results and may require adjustment based on combinations used. OESD is not responsible for final results.


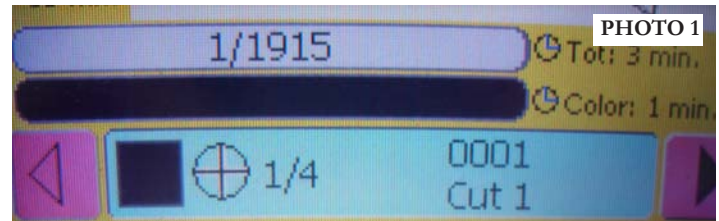
PREPARE FABRIC

- Starch fabric 2-3 times following manufacturer's instructions.
- Fabric to be cut should be crisp.
- Use two layers of Heavy Weight CutAway or TearAway; spray to adhere to wrong side of your fabric.
- Hoop stabilizer and fabric.

EMBROIDER AND CUT

1. Send desired design to the embroidery machine .
2. Designs enhanced to work with the CutWork tool will end in "CWC".
3. Replace normal stitch plate with the CutWork stitch plate.
4. Attach the hoop to the machine.
5. Stitch the design as normal until the machine shows "Cut".

PHOTO 1



1. When the machine calls for cut 1, 2, 3 or 4 you must replace embroidery foot with foot #44 and replace your embroidery needle with the CutWork tool. (If you do not have foot #44 you can leave foot #15 on the machine). **PHOTO 2**
2. Unthread the machine.
3. Follow the "thread changes" on your machine screen and turn the dial on the CutWork tool as required.
4. After cuts are complete, remove hoop from machine but do not remove the fabric from the hoop.
5. Gently remove cut fabric piece. Do not pull the fabric to separate. Trim any areas not completely cut to help prevent frizzy ends.
6. Apply a piece of mesh water-soluble stabilizer over the cut pieces on the backside of the hoop, making sure to completely cover cut areas. **PHOTO 3**
7. When the machine calls for threads again, replace the needle and foot, rethread the machine and stitch as normal.
8. Repeat as required, until design is completed. **PHOTO 4**
9. Remove hoop from machine and fabric and stabilizer from hoop.
10. Carefully cut away excess stabilizer.
11. Follow instructions printed on stabilizer packaging to remove remaining stabilizer.

NOTE: Designs shown in pictures are for instructional purpose only and may not be included in your collection.

SUPPLIES:

- Fabric
- Any firmly woven high quality fabric
- Thread
- Embroidery Thread
- Stabilizer
- Heavy Weight or Mesh Water-Soluble Stabilizer

Optional Notions

- Embroider's Wand
- Temporary Adhesive Spray

INSTRUCTIONS:

1. Lightly spray the top of a hoop-sized piece of water-soluble stabilizer with temporary adhesive spray.
2. Place the sprayed stabilizer onto the wrong side of the fabric. Hoop the stabilizer and fabric together.
3. Place the hoop on the machine and begin stitching the design.
4. AFTER the "cutwork guide stitch" has been stitched, remove the hoop from the machine. DO NOT remove the fabric from the hoop.

PHOTO A

5. Use the sharp point of an Embroidery Wand to gently pull the fabric apart from the stabilizer.
6. Use a small sharp pair of scissors to clip away ONLY the fabric inside the guide stitches. Leave the stabilizer intact. Any enclosed area that is created by the first color of the design can be trimmed away to create the open work. **PHOTO B**
7. Return the hoop to the machine. Continue stitching the remainder of the embroidery design.
8. Follow manufacturer's instructions on stabilizer packaging to remove the stabilizer.



PHOTO A



PHOTO B

NOTE: *Designs shown in pictures are for instructional purpose only and may not be included in your collection.*