



Note: Some designs in this collection may have been created using unique special stitches and/or techniques. To preserve design integrity when rescaling or rotating designs in your software, always rescale or rotate designs using the handles directly on-screen.





**12472-01 Baseball Appliqué**

5.42 X 5.58 in.  
137.67 X 141.73 mm  
23,419 St.   L





**12472-02 Basketball Appliqué**

5.44 X 4.72 in.  
138.18 X 119.89 mm  
15,369 St.   L





**12472-03 Football Appliqué**

5.43 X 6.78 in.  
137.92 X 172.21 mm  
17,906 St.   L





**12472-04 Golf Appliqué**

4.80 X 7.52 in.  
121.92 X 199.39 mm  
21,560 St.   L





**12472-05 Hockey Appliqué**

5.98 X 4.73 in.  
151.89 X 120.14 mm  
18,624 St.   L





**12472-06 Soccer Appliqué**

5.43 X 6.14 in.  
137.92 X 155.96 mm  
18,108 St.   L





**12472-07 Softball Appliqué**


5.34 X 6.42 in.  
135.64 X 163.07 mm  
20,614 St.   L



**12472-08 Tennis Appliqué**

5.19 X 8.57 in.  
131.83 X 217.68 mm  
34,734 St.   L

 Design contains a loose fill.

 Some white areas shown are not stitched.

**L** Design is larger than 5" (127 mm) in either direction.

**S** Design is smaller than 1.5" (38.1 mm) in either direction.



# Painted Sports Appliqué

## #12472 / 8 Designs


Listings below indicate color sample, stitching order and suggested thread color number. "I" refers to Isacord Thread and "T" refers to Timeless. Colors beginning with 20501 refer to YLI Fine Metallics, 7 refer to Yenmet Metallic, 8 refer to YLI Variations Variegated Thread and 9 refer to Isacord Multicolor Variegated.

I T			I T			I T		
<b>12472-01 Baseball Appliqué</b>			<b>12472-04 Golf Appliqué</b>			<b>12472-07 Softball Appliqué</b>		
■ 1. Plum Details.....	2504	16148	■ 1. Green Details.....	5610	18136	■ 1. Light Blue Details.....	4240	14178
■ 2. Blue Details.....	3901	14205	■ 2. Blue Details.....	3901	14205	■ 2. Blue Details.....	3901	14205
■ 3. Green Details.....	5610	18136	■ 3. Light Blue Details.....	4240	14178	■ 3. Green Details.....	5610	18136
■ 4. Light Blue Details.....	4240	14178	■ 4. Plum Details.....	2504	16148	■ 4. Plum Details.....	2504	16148
□ 5. Placement Stitch.....	0015	28154	□ 5. Placement Stitch.....	0015	28154	■ 5. Placement Stitch.....	0506	22133
□ 6. Tackdown Stitch.....	0015	28154	□ 6. Tackdown Stitch.....	0015	28154	■ 6. Tackdown Stitch.....	0506	22133
■ 7. Light Brown Baseball Details.....	1123	20130	■ 7. Light Grey Ball Details.....	3971	28124	■ 7. Ball Shading.....	0546	18175
■ 8. Tan Baseball Details.....	0761	20103	■ 8. Medium Grey Ball Details.....	0131	28130	□ 8. Ball Highlights.....	0015	28154
■ 9. Baseball Stitches.....	1902	12121	■ 9. Dark Grey Ball Details.....	0111	28139	■ 9. Ball Stitches.....	1902	12121
■ 10. Plum Cover Stitch.....	2504	16148	■ 10. Tee.....	1134	26124	■ 10. Light Blue Cover Stitch.....	4240	14178
■ 11. Blue Cover Stitch.....	3901	14205	■ 11. Tee Highlights.....	0811	22145	■ 11. Plum Cover Stitch.....	2504	16148
■ 12. Green Cover Stitch.....	5610	18136	■ 12. Plum Cover Stitch.....	2504	16148	■ 12. Orange Cover Stitch.....	1301	24101
■ 13. Light Blue Cover Stitch.....	4240	14178	■ 13. Blue Cover Stitch.....	3901	14205	■ 13. Green Cover Stitch.....	5610	18136
■ 14. Orange Satin Details.....	1300	24121	■ 14. Green Cover Stitch.....	5610	18136			
			■ 15. Orange Cover Stitch.....	1300	24121			
			■ 16. Light Blue Cover Stitch.....	4240	14178			
<b>12472-02 Basketball Appliqué</b>			<b>12472-05 Hockey Appliqué</b>			<b>12472-08 Tennis Appliqué</b>		
■ 1. Green Details.....	5610	18136	■ 1. Plum Details.....	2504	16148	■ 1. Light Blue Details.....	4240	14178
■ 2. Plum Details.....	2504	16148	■ 2. Green Details.....	5610	18136	■ 2. Plum Details.....	2504	16148
■ 3. Blue Details.....	3901	14205	■ 3. Blue Details.....	3901	14205	■ 3. Green Details.....	5610	18136
■ 4. Light Blue Details.....	4240	14178	■ 4. Light Blue Details.....	4240	14178	■ 4. Blue Details.....	3901	14205
■ 5. Placement Stitch.....	1312	24142	■ 5. Hockey Stick.....	1055	26151	■ 5. Racquet Strings.....	3971	28124
■ 6. Tackdown Stitch.....	1312	24142	■ 6. Puck Placement Stitch.....	0020	28151	■ 6. Placement Stitch.....	0506	22133
■ 7. Black Basketball Details.....	0020	28151	■ 7. Puck Tackdown Stitch.....	0020	28151	■ 7. Tackdown Stitch.....	0506	22133
■ 8. Gold Basketball Details.....	0811	22145	■ 8. Medium Grey Details.....	0131	28130	□ 8. Ball Details.....	0015	28154
■ 9. Brown Basketball Details.....	1355	26133	■ 9. Plum Cover Stitch.....	2504	16148	■ 9. Racquet.....	1055	26151
■ 10. Orange Cover Stitch.....	1300	24121	■ 10. Orange Cover Stitch.....	1300	24121	■ 10. Plum Cover Stitch.....	2504	16148
■ 11. Plum Cover Stitch.....	2504	16148	■ 11. Tan Stick Details.....	0761	20103	■ 11. Orange Cover Stitch.....	1300	24121
■ 12. Light Blue Cover Stitch.....	4240	14178	■ 12. Blue Cover Stitch.....	3901	14205	■ 12. Green Cover Stitch.....	5610	18136
■ 13. Green Cover Stitch.....	5610	18136	■ 13. Light Blue Details.....	4240	14178	■ 13. Light Blue Cover Stitch.....	4240	14178
			■ 14. Green Cover Stitch.....	5610	18136			
<b>12472-03 Football Appliqué</b>			<b>12472-06 Soccer Appliqué</b>					
■ 1. Green Details.....	5610	18136	■ 1. Green Details.....	5610	18136			
■ 2. Blue Details.....	3901	14205	■ 2. Plum Details.....	2504	16148			
■ 3. Light Blue Details.....	4240	14178	■ 3. Light Blue Details.....	4240	14178			
■ 4. Plum Details.....	2504	16148	■ 4. Blue Details.....	3901	14205			
■ 5. Placement Stitch.....	1355	26133	□ 5. Placement Stitch.....	0015	28154			
■ 6. Tackdown Stitch.....	1355	26133	□ 6. Tackdown Stitch.....	0015	28154			
□ 7. White Stripes & Stitches.....	0015	28154	■ 7. Medium Grey Ball Details.....	0131	28130			
■ 8. Brown Football Details.....	1134	26124	■ 8. Black Ball Details.....	0020	28151			
■ 9. Black Football Details.....	0020	28151	■ 9. Orange Cover Stitch.....	1300	24121			
■ 10. Light Blue Cover Stitch.....	4240	14178	■ 10. Green Cover Stitch.....	5610	18136			
■ 11. Orange Cover Stitch.....	1300	24121	■ 11. Light Blue Cover Stitch.....	4240	14178			
■ 12. Green Cover Stitch.....	5610	18136	■ 12. Blue Cover Stitch.....	3901	14205			
■ 13. Plum Cover Stitch.....	2504	16148	■ 13. Plum Cover Stitch.....	2504	16148			

1. Print out the necessary pages from the PDF of the appliqué pattern(s).
2. Mark the right side of the pattern pieces so you'll know which direction to lay the pattern on the fabric.
3. Lightly spray the wrong side of the pattern pieces with temporary adhesive spray and allow it to set for a few minutes.
4. Place the pattern pieces on the right side of the fabric and carefully cut them out. **PHOTO 1**
5. Sew the placement stitch on your hooped fabric. **PHOTO 2**
6. With the paper still stuck to the right side of the appliqué fabric, spray the wrong side of the fabric with temporary spray adhesive.
7. Place the fabric inside the sewing placement stitch so that it matches the stitching line, and then remove the paper pattern. **PHOTO 3**
8. Sew the tackdown. **PHOTO 4**
9. Sew the remainder of the design and repeat for any remaining pieces. **PHOTO 5**

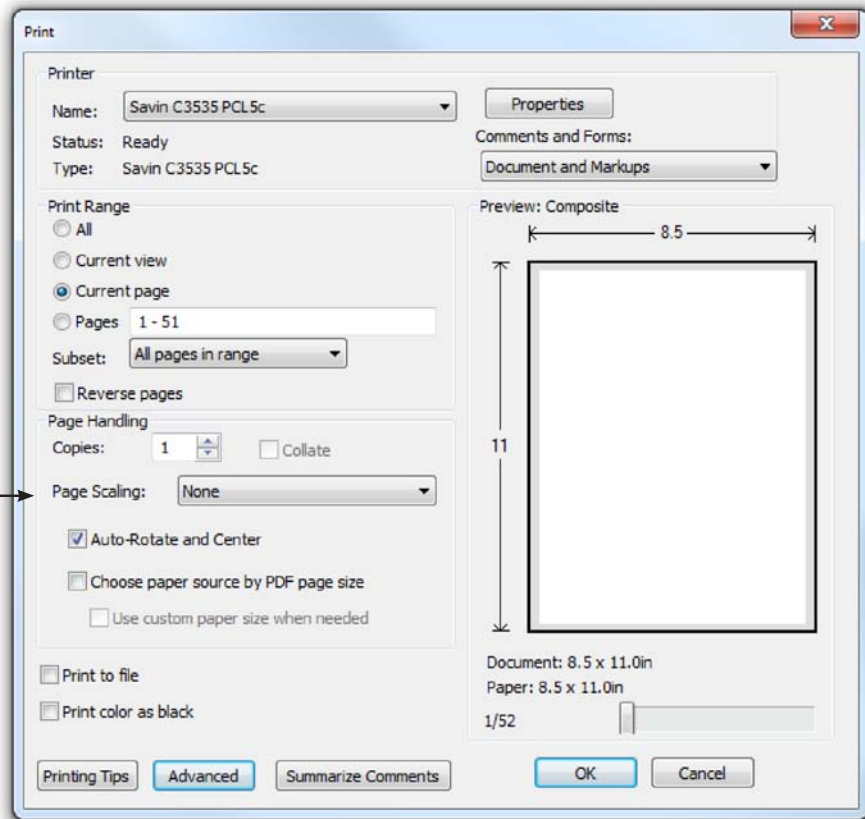
**NOTE: The patterns are sized for the designs as they were made. If you resize the design, you will need to resize the pattern the same amount. You can print out the pattern at the normal size then copy it on a copy machine at the changed size. For example, resize the designs to 80%, resize the printed pattern to 80%.**

**TIP: When Printing the patterns, make sure that the "Fit to page" option is UNCHECKED in the Print Dialog Box. If this option is checked the printed patterns will not be actual size.**



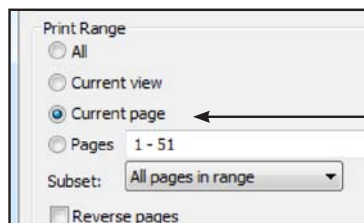
## ATTENTION


When printing this document, any page scaling or page fitting options in your print dialog box must be turned OFF or set to NONE so that your files will print out at their actual size. Images not printed at actual size will not function as intended.



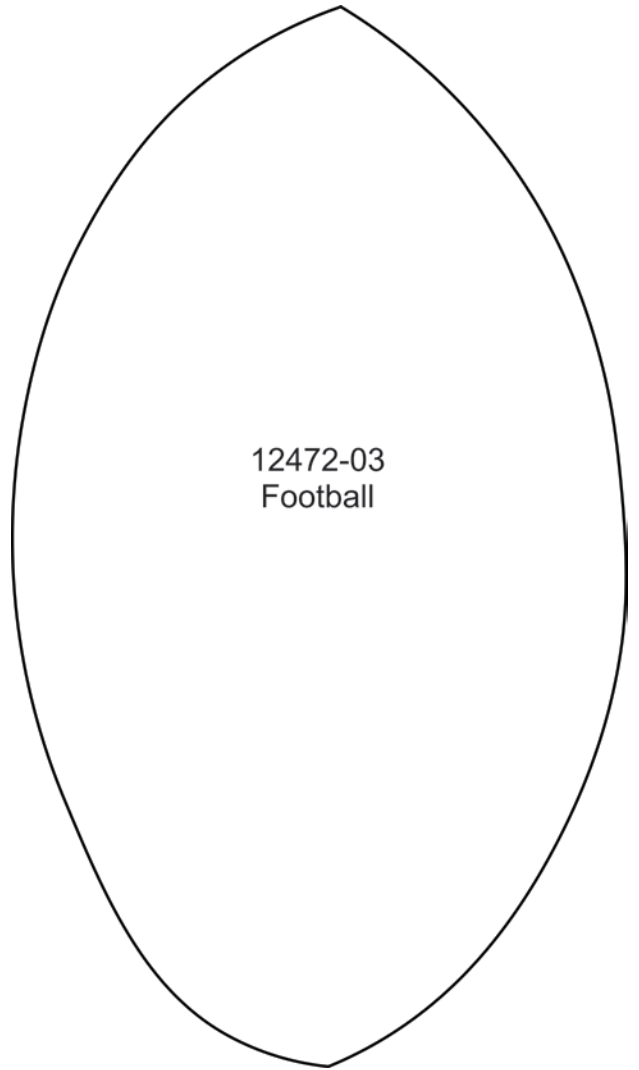
## TO SAVE PAPER

Only print the desired image by navigating to the image's page, go to File > Print and select "Current page" in the print dialog box. Repeat for each desired image.

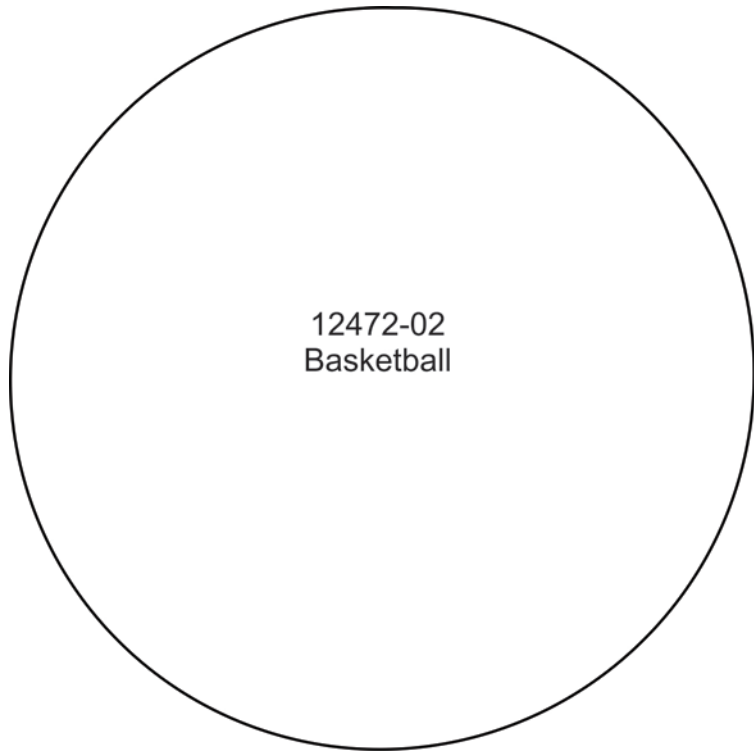




12472-01  
Baseball



12472-03  
Football



12472-02  
Basketball

