





Note: Some designs in this collection may have been created using unique special stitches and/or techniques. To preserve design integrity when rescaling or rotating designs in your software, always rescale or rotate designs using the handles directly on-screen.





12485-01 Leaf Cluster 1
2.91 X 3.76 in.
73.91 X 95.50 mm
5,989 St.  





12485-02 Leaf Cluster 2
3.49 X 4.39 in.
88.65 X 111.51 mm
7,997 St.  





12485-03 Leaf Cluster 3
3.08 X 1.97 in.
78.23 X 50.04 mm
3,131 St.  





12485-04 Leaf Cluster 4
3.20 X 4.35 in.
81.28 X 110.49 mm
4,866 St.  





12485-05 Leaf Cluster 5
2.86 X 4.45 in.
72.64 X 113.03 mm
5,531 St.  





12485-06 Leaf Cluster 6
4.76 X 2.59 in.
120.90 X 65.79 mm
7,599 St.  





12485-07 Leaf Cluster 7
3.87 X 3.07 in.
98.30 X 77.98 mm
5,687 St.  






12485-08 Leaf Cluster 8
2.60 X 4.17 in.
66.04 X 105.92 mm
2,887 St.  





12485-09 Leaf Cluster 9
4.46 X 4.80 in.
113.28 X 121.92 mm
7,991 St.  






12485-10 Leaf Branch
4.01 X 5.09 in.
101.85 X 129.29 mm
6,816 St.   





12485-11 Leaf Cluster 10
2.76 X 3.06 in.
70.10 X 77.72 mm
3,313 St.  




12485-12 Leaf Border 1
5.47 X 1.63 in.
138.94 X 41.40 mm
3,436 St.   

 Design contains a loose fill.

 Some white areas shown are not stitched.

 Design is larger than 5" (127 mm) in either direction.

 Design is smaller than 1.5" (38.1 mm) in either direction.

It is a violation of Copyright law to make and distribute copies of electronic designs or artwork.

Electronic designs are licensed to the original purchaser for use at one location. ©2013 OESD, LLC. All rights reserved.

Note: Some designs in this collection may have been created using unique special stitches and/or techniques. To preserve design integrity when rescaling or rotating designs in your software, always rescale or rotate designs using the handles directly on-screen.



12485-13 Leaf Corner
4.15 X 7.78 in.
105.41 X 197.61 mm
7,533 St. ⚡⚡ L



12485-14 Accent Leaves 1
2.59 X 3.45 in.
65.79 X 87.63 mm
3,313 St. ⚡⚡



12485-15 Accent Leaves 2
3.03 X 2.24 in.
76.96 X 56.90 mm
2,428 St. ⚡⚡



12485-16 Accent Leaves 3
2.88 X 3.09 in.
73.15 X 78.49 mm
2,841 St. ⚡⚡




12485-17 Dandelion Seeds
2.59 X 2.37 in.
65.79 X 60.20 mm
941 St. ⚡



12485-18 Accent Leaves 4
2.52 X 2.53 in.
64.01 X 64.26 mm
2,715 St. ⚡⚡



12485-19 Accent Leaves 5
1.73 X 2.83 in.
43.94 X 71.88 mm
2,662 St. ⚡⚡



12485-20 Accent Leaves 6
1.11 X 2.05 in.
28.19 X 52.07 mm
1,466 St. ⚡⚡ S



12485-21 Accent Leaves 7
2.00 X 1.47 in.
50.80 X 37.34 mm
1,204 St. ⚡⚡ S



12485-22 Linework Leaf Spray 1
4.36 X 1.87 in.
110.74 X 47.50 mm
1,231 St. ⚡



12485-23 Linework Leaf Spray 2
3.40 X 3.45 in.
86.36 X 87.63 mm
1,481 St. ⚡



12485-24 Paisley Leaf
1.49 X 2.01 in.
37.85 X 51.05 mm
1,411 St. ⚡⚡ S

⚡ Design contains a loose fill.

⚡ Some white areas shown are not stitched.

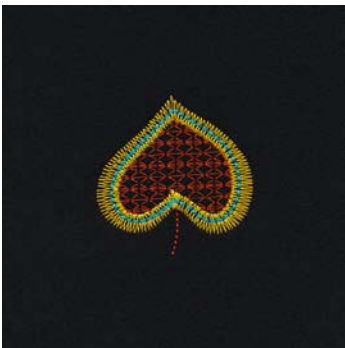
L Design is larger than 5" (127 mm) in either direction.

S Design is smaller than 1.5" (38.1 mm) in either direction.

It is a violation of Copyright law to make and distribute copies of electronic designs or artwork.

Electronic designs are licensed to the original purchaser for use at one location. ©2013 OESD, LLC. All rights reserved.

Note: Some designs in this collection may have been created using unique special stitches and/or techniques. To preserve design integrity when rescaling or rotating designs in your software, always rescale or rotate designs using the handles directly on-screen.



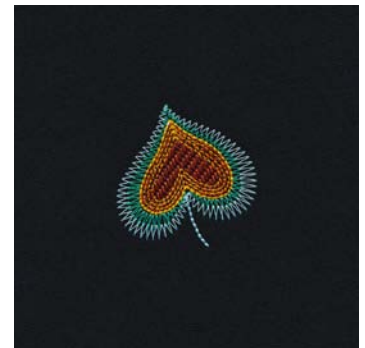
12485-25 Heart Leaf 1
1.78 X 1.84 in.
45.21 X 46.74 mm
1,248 St.



12485-26 Individual Leaf 1
1.25 X 2.04 in.
31.75 X 51.82 mm
1,487 St. S



12485-27 Individual Leaf 2
1.99 X 2.50 in.
50.55 X 63.50 mm
2,455 St.




12485-28 Heart Leaf 2
1.65 X 1.68 in.
41.91 X 42.67 mm
1,100 St.



12485-29 Individual Leaf 3
1.79 X 3.51 in.
45.47 X 89.15 mm
2,885 St.



12485-30 Heart Leaf 3
1.73 X 2.01 in.
43.94 X 51.05 mm
1,796 St.



12485-31 Feathery Leaves Border
1.80 X 8.87 in.
45.72 X 225.30 mm
2,254 St. L



12485-32 Leaves Sprinkle
3.82 X 5.16 in.
97.03 X 131.06 mm
3,154 St. L



12485-33 Swirls 1
3.16 X 5.50 in.
80.26 X 139.70 mm
3,794 St. L



12485-34 Swirls 2
2.28 X 3.70 in.
57.91 X 93.98 mm
2,224 St.



12485-35 Swirls 3
3.23 X 3.43 in.
82.04 X 87.12 mm
2,562 St.

Design contains a loose fill.
 Some white areas shown are not stitched.

Design is larger than 5" (127 mm) in either direction.
 Design is smaller than 1.5" (38.1 mm) in either direction.

Note: Some designs in this collection may have been created using unique special stitches and/or techniques. To preserve design integrity when rescaling or rotating designs in your software, always rescale or rotate designs using the handles directly on-screen.



12485-36 Jumbo Leaves Combo

5.81 X 9.96 in.
147.57 X 252.98 mm
17,760 St. ⚙️ ⚙️ L



12485-37 Jumbo Leaves Border

2.72 X 12.61 in.
69.09 X 320.29 mm
15,251 St. ⚙️ ⚙️ L

⚙️ Design contains a loose fill.
⚙️ Some white areas shown are not stitched.

L Design is larger than 5" (127 mm) in either direction.
S Design is smaller than 1.5" (38.1 mm) in either direction.

It is a violation of Copyright law to make and distribute copies of electronic designs or artwork.
Electronic designs are licensed to the original purchaser for use at one location. ©2013 OESD, LLC. All rights reserved.

Listings below indicate color sample, stitching order and suggested thread color number. "I" refers to Isacord thread and "T" refers to Timeless thread. Colors beginning with 20501 refer to YLI Fine Metallics, 7 refer to Yenmet Metallic, 8 refer to YLI Variations Variegated Thread and 9 refer to Isacord Multicolor Variegated.
















	I	T		I	T		I	T
12485-01 Leaf Cluster 1			12485-10 Leaf Branch			12485-21 Accent Leaves 7		
1. Pink Leaf	1430	10187	1. Brown Leaf Linework	1115	24109	1. Single Color Design	0600	22124
2. Gold Leaf Details	0702	22142	2. Gold Leaf & Details	0702	22142	12485-22 Linework Leaf Spray 1		
3. Yellow Details	0600	22124	3. Burnt Orange Leaf	1312	24142	1. Single Color Design	1430	10187
4. Burnt Orange Leaf	1312	24142	4. Pink Leaf Details & Tufted Satins	1430	10187	12485-23 Linework Leaf Spray 2		
5. Brown Leaf	1115	24109	5. Yellow Leaf	0600	22124	1. Single Color Design	1134	26124
6. Light Yellow Leaf & Details	0520	22103	6. Bright Green Leaf	5324	18202	12485-24 Paisley Leaf		
7. Turquoise Leaves	4111	14190	7. Light Green Leaf Outlines	5210	18104	1. Medium Green Details	5210	18104
12485-02 Leaf Cluster 2			8. Turquoise Leaf & Tufted Satins	4111	14190	2. Light Blue Outlines	4240	14178
1. Burnt Orange Leaf & Tufted Satins	1312	24142	9. Light Blue Tufted Satins	4240	14178	3. Turquoise Outlines	4111	14190
2. Gold Tufted Leaves	0702	22142	10. Tan Stem & Leaf Details	0842	26103	12485-25 Heart Leaf 1		
3. Pink Leaf	1430	10187	12485-11 Leaf Cluster 10			1. Burnt Orange Middle	1312	24142
4. Brown Leaf	1115	24109	1. Burnt Orange Leaf	1312	24142	2. Gold Leaf Edge	0702	22142
5. Gold Linework Leaf	0702	22142	2. Brown Leaf	1115	24109	3. Yellow Inner Edge	0600	22124
6. Brown Leaf & Outlines	1115	24109	3. Pink Leaf	1430	10187	4. Turquoise Linework	4111	14190
7. Yellow Leaf	0600	22124	4. Yellow Leaf Side	0600	22124	12485-26 Individual Leaf 1		
8. Light Blue Tufted Satins	4240	14178	5. Light Yellow Leaf Side	0520	22103	1. Burnt Orange Inner Leaf	1312	24142
9. Turquoise Tufted Satins	4111	14190	12485-12 Leaf Border 1			2. Turquoise Details	4111	14190
10. Light Yellow Outlines	0520	22103	1. Medium Brown Leaf	1134	26124	3. Light Blue Details	4240	14178
12485-03 Leaf Cluster 3			2. Light Yellow Leaf	0520	22103	4. Yellow Linework	0600	22124
1. Pink Leaves	1430	10187	3. Light Blue Leaves	4240	14178	12485-27 Individual Leaf 2		
2. Burnt Orange Leaf Details & Tufted Satins	1312	24142	4. Turquoise Leaf	4111	14190	1. Bright Green Leaf	5324	18202
3. Yellow Linework Leaf	0600	22124	5. Gold Leaf Side	0702	22142	2. Light Blue Details	4240	14178
12485-04 Leaf Cluster 4			6. Pink Leaf Side	1430	10187	3. Light Green Outlines	5210	18104
1. Burnt Orange Leaf	1312	24142	12485-13 Leaf Corner			4. Light Yellow Details	0520	22103
2. Tan Leaf	0842	26103	1. Burnt Orange Leaves	1312	24142	12485-28 Heart Leaf 2		
3. Light Blue Leaf	4240	14178	2. Gold Leaves	0702	22142	1. Burnt Orange Leaf	1312	24142
4. Pink Leaf	1430	10187	3. Pink Leaf Sides & Linework	1430	10187	2. Light Green Details	5210	18104
5. Yellow Leaf	0600	22124	4. Turquoise Leaf & Details	4111	14190	3. Light Blue Details	4240	14178
6. Light Yellow Leaf & Details	0520	22103	5. Light Green Leaf	5210	18104	4. Gold Linework	0702	22142
12485-05 Leaf Cluster 5			6. Light Blue Linework & Details	4240	14178	12485-29 Individual Leaf 3		
1. Pink Leaf	1430	10187	7. Yellow Details	0600	22124	1. Turquoise Leaf	4111	14190
2. Medium Brown Leaf	1134	26124	12485-14 Accent Leaves 1			2. Gold Linework	0702	22142
3. Burnt Orange Leaf	1312	24142	1. Single Color Design	4111	14190	3. Light Blue Stem	4240	14178
4. Light Yellow Details & Leaves	0520	22103	12485-15 Accent Leaves 2			12485-30 Heart Leaf 3		
5. Gold Details	0702	22142	1. Pink Leaf Side	1430	10187	1. Light Blue Details	4240	14178
12485-06 Leaf Cluster 6			2. Gold Leaf Side	0702	22142	2. Turquoise Details & Stem	4111	14190
1. Gold Leaves	0702	22142	3. Turquoise Leaves	4111	14190	12485-31 Feathery Leaves Border		
2. Brown Leaf & Details	1115	24109	12485-16 Accent Leaves 3			1. Gold Leaf Side	0702	22142
3. Medium Brown Leaf & Details	1134	26124	1. Brown Leaf	1115	24109	2. Light Yellow Leaf Side	0520	22103
4. Turquoise Leaf & Tufted Satins	4111	14190	2. Leaf Pink Center	1430	10187	12485-32 Leaves Sprinkle		
5. Light Blue Leaf & Tufted Satins	4240	14178	3. Tan Leaf	0842	26103	1. Light Green Leaf	5210	18104
6. Light Yellow Leaves	0520	22103	4. Turquoise Leaf	4111	14190	2. Turquoise Leaf	4111	14190
12485-07 Leaf Cluster 7			5. Light Yellow Details	0520	22103	3. Gold Leaf	0702	22142
1. Turquoise Leaf	4111	14190	6. Light Blue Stem	4240	14178	4. Light Blue Leaf	4240	14178
2. Burnt Orange Leaf	1312	24142	12485-17 Dandelion Seeds			5. Medium Brown Leaf	1134	26124
3. Yellow Details	0600	22124	1. Single Color Design	0520	22103	6. Pink Leaf	1430	10187
4. Gold Leaf	0702	22142	12485-18 Accent Leaves 4			7. Yellow Leaf	0600	22124
5. Light Blue Details	4240	14178	1. Turquoise Leaf	4111	14190	12485-33 Swirls 1		
12485-08 Leaf Cluster 8			2. Light Blue Leaf & Details	4240	14178	1. Turquoise Details	4111	14190
1. Medium Brown Leaf	1134	26124	12485-19 Accent Leaves 5			2. Light Blue Details	4240	14178
2. Gold Linework	0702	22142	1. Medium Brown Leaf	1134	26124	12485-34 Swirls 2		
3. Pink Linework	1430	10187	2. Light Yellow Details	0520	22103	1. Turquoise Details	4111	14190
12485-09 Leaf Cluster 9			3. Brown Outlines	1115	24109	2. Light Blue Linework	4240	14178
1. Medium Brown Leaf	1134	26124	4. Pink Leaf	1430	10187	12485-20 Accent Leaves 6		
2. Burnt Orange Leaf	1312	24142	12485-20 Accent Leaves 6			1. Tan Leaf	0842	26103
3. Gold Leaf & Details	0702	22142	1. Tan Leaf	0842	26103	2. Light Blue Details	4240	14178
4. Light Yellow Leaf & Details	0520	22103	2. Light Blue Details	4240	14178	3. Yellow Leaf	0600	22124
5. Turquoise Leaf	4111	14190	3. Yellow Leaf	0600	22124			
6. Yellow Linework	0600	22124						



Layered Leaves

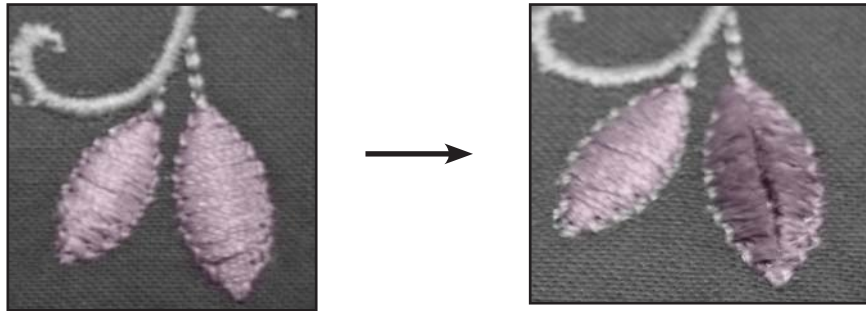
#12485 / 37 Designs

Listings below indicate color sample, stitching order and suggested thread color number. "I" refers to Isacord thread and "T" refers to Timeless thread. Colors beginning with 20501 refer to YLI Fine Metallics, 7 refer to Yenmet Metallic, 8 refer to YLI Variations Variegated Thread and 9 refer to Isacord Multicolor Variegated.

	I	T		I	T		I	T
12485-35 Swirls 3			12485-36 Jumbo Leaves Combo			12485-37 Jumbo Leaves Border		
 1. Turquoise Details.....	4111	14190	 1. Turquoise Leaves & Details.....	4111	14190	 1. Brown Leaves.....	1115	24109
 2. Light Blue Linework.....	4240	14178	 2. Light Blue Leaf & Details.....	4240	14178	 2. Gold Leaves.....	0702	22142
			 3. Yellow Leaves.....	0600	22124	 3. Yellow Leaves & Stems.....	0600	22124
			 4. Gold Leaves.....	0702	22142	 4. Light Yellow Leaves.....	0520	22103
			 5. Medium Brown Leaves.....	1134	26124			
			 6. Turquoise Tufted Satins.....	4111	14190			
			 7. Light Yellow Outlines.....	0520	22103			
			 8. Pink Linework Leaves & Details.....	1430	10187			
			 9. Burnt Orange Leaves & Outlines.....	1312	24142			

General Tufted Satin Embroidery Instructions

1. Lay embroidered design flat.
2. Refer to the *Tufted Satin Embroidery Guides* on the following pages to determine which satins are to be cut.
3. With a craft knife, lightly slice through the satins. You may need to repeat slicing the satins until you have achieved the desired look while being careful not to cut the fabric.



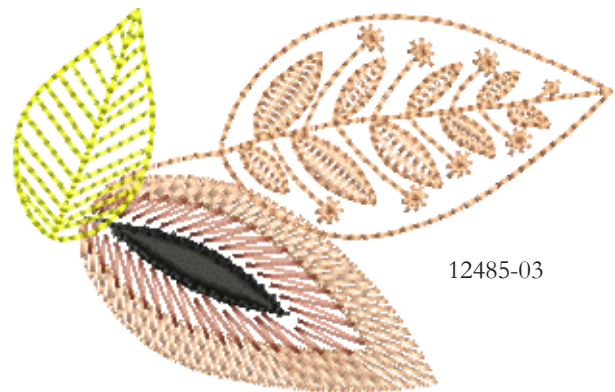
Tufted Satin Guides

Solid black area denotes tufted satin cut areas.


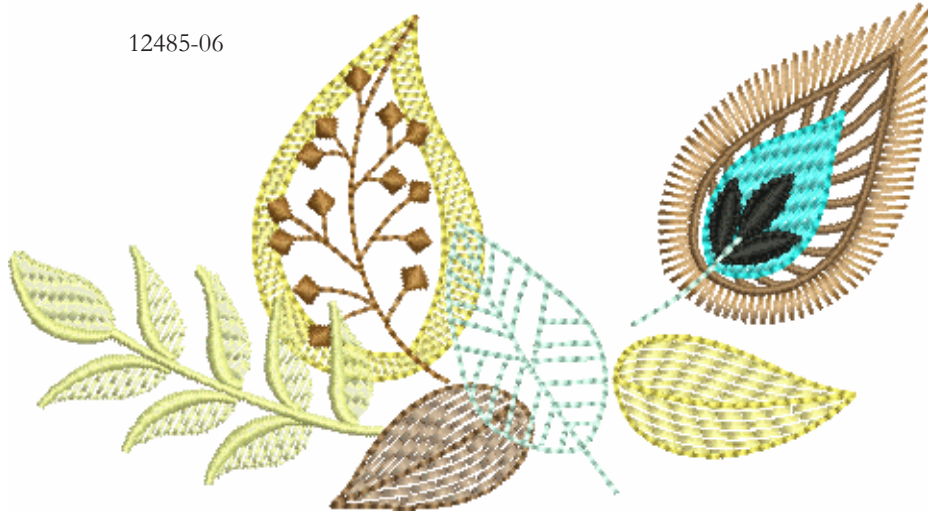
12485-02



12485-03




12485-06



12485-10

12485-14



12485-36

