

Note: Some designs in this collection may have been created using unique special stitches and/or techniques. To preserve design integrity when rescaling or rotating designs in your software, always rescale or rotate designs using the handles directly on-screen.



**12501-01 Monster Monogram Appliqué A**  
3.30 X 3.35 in.  
83.82 X 85.09 mm  
9,554 St.



**12501-02 Monster Monogram Appliqué B**  
3.42 X 5.34 in.  
86.87 X 135.64 mm  
10,938 St. ✿ L



**12501-03 Monster Monogram Appliqué C**  
4.16 X 3.42 in.  
105.66 X 86.87 mm  
10,195 St.



**12501-04 Monster Monogram Appliqué D**  
3.01 X 4.55 in.  
76.45 X 115.57 mm  
8,585 St.



**12501-05 Monster Monogram Appliqué E**  
3.46 X 4.49 in.  
87.88 X 114.05 mm  
10,817 St.



**12501-06 Monster Monogram Appliqué F**  
3.70 X 3.54 in.  
93.98 X 89.92 mm  
12,196 St.



**12501-07 Monster Monogram Appliqué G**  
4.10 X 4.47 in.  
104.14 X 113.54 mm  
9,528 St. ✿



**12501-08 Monster Monogram Appliqué H**  
4.74 X 3.55 in.  
120.40 X 90.17 mm  
11,093 St.



**12501-09 Monster Monogram Appliqué I**  
3.20 X 3.76 in.  
81.28 X 95.50 mm  
10,292 St.



**12501-10 Monster Monogram Appliqué J**  
4.50 X 3.27 in.  
114.30 X 83.06 mm  
11,121 St.



**12501-11 Monster Monogram Appliqué K**  
4.15 X 3.73 in.  
105.41 X 94.74 mm  
11,923 St.



**12501-12 Monster Monogram Appliqué L**  
2.93 X 3.93 in.  
74.42 X 99.82 mm  
8,337 St.

✿ Design contains a loose fill.

✿ Some white areas shown are not stitched.


L Design is larger than 5" (127 mm) in either direction.

S Design is smaller than 1.5" (38.1 mm) in either direction.

Note: Some designs in this collection may have been created using unique special stitches and/or techniques. To preserve design integrity when rescaling or rotating designs in your software, always rescale or rotate designs using the handles directly on-screen.



**12501-13 Monster Monogram Appliqué M**  
3.58 X 4.37 in.  
90.93 X 111.00 mm  
9,213 St.



**12501-14 Monster Monogram Appliqué N**  
4.37 X 4.89 in.  
111.00 X 124.21 mm  
15,452 St.



**12501-15 Monster Monogram Appliqué O**  
3.26 X 4.00 in.  
82.80 X 101.60 mm  
10,238 St.



**12501-16 Monster Monogram Appliqué P**  
3.92 X 3.92 in.  
99.57 X 99.57 mm  
8,346 St.



**12501-17 Monster Monogram Appliqué Q**  
3.86 X 3.80 in.  
98.04 X 96.52 mm  
8,895 St. ⚡



**12501-18 Monster Monogram Appliqué R**  
3.98 X 4.03 in.  
101.09 X 102.36 mm  
11,221 St.



**12501-19 Monster Monogram Appliqué S**  
2.77 X 4.91 in.  
70.36 X 124.71 mm  
12,177 St.



**12501-20 Monster Monogram Appliqué T**  
2.40 X 4.66 in.  
60.96 X 118.36 mm  
6,846 St. ⚡⚡



**12501-21 Monster Monogram Appliqué U**  
3.25 X 3.96 in.  
82.55 X 100.58 mm  
7,841 St.



**12501-22 Monster Monogram Appliqué V**  
3.13 X 4.15 in.  
79.50 X 105.41 mm  
8,375 St.



**12501-23 Monster Monogram Appliqué W**  
3.87 X 4.52 in.  
98.30 X 114.81 mm  
17,986 St.



**12501-24 Monster Monogram Appliqué X**  
4.21 X 4.01 in.  
106.93 X 101.85 mm  
11,099 St. ⚡

⚡ Design contains a loose fill.

⚡ Some white areas shown are not stitched.

L Design is larger than 5" (127 mm) in either direction.

S Design is smaller than 1.5" (38.1 mm) in either direction.

It is a violation of Copyright law to make and distribute copies of electronic designs or artwork.

Electronic designs are licensed to the original purchaser for use at one location. ©2014 OESD, LLC. All rights reserved.

Note: Some designs in this collection may have been created using unique special stitches and/or techniques. To preserve design integrity when rescaling or rotating designs in your software, always rescale or rotate designs using the handles directly on-screen.



12501-25 Monster Monogram  
**Appliqué Y**  
 3.45 X 4.76 in.  
 87.63 X 120.90 mm  
 10,116 St.



12501-26 Monster Monogram  
**Appliqué Z**  
 4.33 X 3.62 in.  
 109.98 X 91.95 mm  
 11,306 St. ⚠

⚠ Design contains a loose fill.

⚠ Some white areas shown are not stitched.

L Design is larger than 5" (127 mm) in either direction.

S Design is smaller than 1.5" (38.1 mm) in either direction.

It is a violation of Copyright law to make and distribute copies of electronic designs or artwork.

Electronic designs are licensed to the original purchaser for use at one location. ©2014 OESD, LLC. All rights reserved.



# Monster Monogram Appliqués

#12501 / 26 Designs

Listings below indicate color sample, stitching order and suggested thread color number. "I" refers to Isacord thread and "T" refers to Timeless thread. Colors beginning with 20501 refer to YLI Fine Metallics, 7 refer to Yenmet Metallic, 8 refer to YLI Variations Variegated Thread and 9 refer to Isacord Multicolor Variegated.

	I	T
<b>12501-01 Monster Monogram Appliqué A</b>		
1. Monster Placement Stitch	1115	24109
2. Monster Cut Line & Tackdown	1115	24109
3. Mouth Placement Stitch	1115	24109
4. Mouth Cut Line & Tackdown	1115	24109
5. Letter A	5912	18130
6. Teeth	0015	28154
7. Monster Cover Stitch	1115	24109
8. Tongue	2155	10136
9. Tongue Outline	2530	10145
10. Eyes Placement Stitch	0108	28136
11. Eyes Cut Line & Tackdown	0108	28136
12. Eyes Cover Stitch	0108	28136
13. Pupils	0020	28151
14. Nose	1902	12121

<b>12501-02 Monster Monogram Appliqué B</b>		
1. Monster Placement Stitch	5633	18154
2. Monster Cut Line & Tackdown	5633	18154
3. Eyes	0552	20145
4. Scale & Eye Outlines	0015	28154
5. Letter B	2810	16157
6. Pupils	0020	28151
7. Monster Cover Stitch & Detail	5633	18154

<b>12501-03 Monster Monogram Appliqué C</b>		
1. Monster Placement Stitch	2830	16127
2. Monster Cut Line & Tackdown	2830	16127
3. Letter C	0931	26118
4. Monster Cover Stitch & Detail	2830	16127
5. Eyes	0015	28154
6. Eye Outlines	0108	28136
7. Beak	0821	26100
8. Beak & Wing Detail	0310	22124
9. Pupils	0020	28151

<b>12501-04 Monster Monogram Appliqué D</b>		
1. Horns	0108	28136
2. Monster Placement Stitch	3901	14205
3. Monster Cut Line & Tackdown	3901	14205
4. Eyes	0015	28154
5. Letter D	0552	20145
6. Monster Cover Stitch & Detail	3901	14205
7. Face Detail	0020	28151

<b>12501-05 Monster Monogram Appliqué E</b>		
1. Spine	0821	26100
2. Head Horns	0108	28136
3. Monster Placement Stitch	2905	16136
4. Monster Cut Line & Tackdown	2905	16136
5. Eye	0532	20139
6. Teeth & Eye Outline	0015	28154
7. Letter E	5912	18130
8. Stripes	2920	16130
9. Pupil & Teeth Detail	0020	28151
10. Monster Cover Stitch & Detail	2905	16136
11. Nose Horn	0108	28136

<b>12501-06 Monster Monogram Appliqué F</b>		
1. Monster Placement Stitch	1902	12121
2. Monster Cut Line & Tackdown	1902	12121
3. Mouth Placement Stitch	1902	12121
4. Mouth Cut Line & Tackdown	1902	12121
5. Letter F	3910	14199
6. Teeth	0660	20157
7. Eyes	0015	28154
8. Pupils & Teeth Detail	0020	28151
9. Monster Cover Stitch & Detail	1902	12121
10. Eye Outlines	0108	28136
11. Mouth Detail	2530	10145

	I	T
<b>12501-07 Monster Monogram Appliqué G</b>		
1. Horns	0108	28136
2. Letter G	2920	16130
3. Monster Placement Stitch	0931	26118
4. Monster Cut Line & Tackdown	0931	26118
5. Eyes & Tooth	0015	28154
6. Nose	5912	18130
7. Pupils	0020	28151
8. Monster Cover Stitch	0931	26118

<b>12501-08 Monster Monogram Appliqué H</b>		
1. Monster Placement Stitch	3910	14199
2. Monster Cut Line & Tackdown	3910	14199
3. Eyes & Teeth	0015	28154
4. Eyes Outline	0108	28136
5. Monster Cover Stitch & Detail	3910	14199
6. Letter H	0821	26100
7. Pupils	0020	28151
8. Wings Detail	0015	28154

<b>12501-09 Monster Monogram Appliqué I</b>		
1. Monster Placement Stitch	0821	26100
2. Monster Cut Line & Tackdown	0821	26100
3. Ears & Tail	1220	24118
4. Ears & Nose	2530	10145
5. Eyes & Teeth	0015	28154
6. Eyes Outlines	0108	28136
7. Pupils & Teeth Detail	0020	28151
8. Monster Cover Stitch & Detail	0821	26100
9. Letter I	5912	18130

<b>12501-10 Monster Monogram Appliqué J</b>		
1. Monster Placement Stitch	5633	18154
2. Monster Cut Line & Tackdown	5633	18154
3. Mane & Spine	0821	26100
4. Gray Tusk	0108	28136
5. White Tusk & Eye	0015	28154
6. Face Detail	0020	28151
7. Ears	2530	10145
8. Mane Outline	0931	26118
9. Monster Cover Stitch & Detail	5633	18154
10. Mane Outline	0310	22124
11. Letter J	1902	12121

<b>12501-11 Monster Monogram Appliqué K</b>		
1. Monster Placement Stitch	3901	14205
2. Monster Cut Line & Tackdown	3901	14205
3. Eyes Placement Stitch	0108	28136
4. Eyes Cut Line & Tackdown	0108	28136
5. Mouth Placement Stitch	3901	14205
6. Mouth Cut Line & tackdown	3901	14205
7. Letter K	5633	18154
8. Teeth	0015	28154
9. Monster Cover Stitch	3901	14205
10. Eyes Cover Stitch	0108	28136
11. Pupils	0020	28151
12. Mouth Detail	0015	28154
13. Yellow Detail	0310	22124

<b>12501-12 Monster Monogram Appliqué L</b>		
1. Spine	5912	18130
2. Monster Placement Stitch	2152	10121
3. Monster Cut Line & Tackdown	2152	10121
4. Eye Placement Stitch	0310	22124
5. Eye Cut Line & Tackdown	0310	22124
6. Letter L	3910	14199
7. Teeth	0015	28154
8. Teeth Detail	0108	28136
9. Monster Cover Stitch & Detail	2152	10121
10. Eyes Cover Stitch	0310	22124
11. Pupils & Nose	0020	28151

	I	T
<b>12501-13 Monster Monogram Appliqué M</b>		
1. Ears	2920	16130
2. Monster Placement Stitch	2830	16127
3. Monster Cut Line & Tackdown	2830	16127
4. Eyes & Tooth	0015	28154
5. Letter M	5912	18130
6. Eyes	0020	28151
7. Monster Cover Stitch & Detail	2830	16127

<b>12501-14 Monster Monogram Appliqué N</b>		
1. Spine	2920	16130
2. Monster Placement Stitch	0931	26118
3. Monster Cut Line & Tackdown	0931	26118
4. Eyes & Tooth	0015	28154
5. Letter N	1902	12121
6. Monster Tentacles	0931	26118
7. Pink Detail	2155	10136
8. Pupil	0020	28151

<b>12501-15 Monster Monogram Appliqué O</b>		
1. Legs	0821	26100
2. Tail	3910	14199
3. Monster Placement Stitch	3902	14139
4. Monster Cut Line & Tackdown	3902	14139
5. Eyes Placement Stitch	0108	28136
6. Eyes Cut Line & Tackdown	0108	28136
7. Letter O	0310	22124
8. Tooth	0015	28154
9. Monster Cover Stitch	3901	14205
10. Wing Tips	3910	14199
11. Tip Outlines	3902	14139
12. Wings	3750	14112
13. Eye Outlines	0108	28136
14. Pupils	0020	28151

<b>12501-16 Monster Monogram Appliqué P</b>		
1. Antennae	3910	14199
2. Monster Placement Stitch	5633	18154
3. Monster Cut Line & Tackdown	5633	18154
4. Eyes & Tooth	0015	28154
5. Letter P	3902	14139
6. Pupils & Nose	0020	28151
7. Cover Stitch & Detail	5633	18154

<b>12501-17 Monster Monogram Appliqué Q</b>		
1. Monster Placement Stitch	1902	12121
2. Monster Cut Line & Tackdown	1902	12121
3. Beak	0821	26100
4. Eye	0015	28154
5. Pupil	0020	28151
6. Letter Q	3910	14199
7. Monster Cover Stitch & Detail	1902	12121

<b>12501-18 Monster Monogram Appliqué R</b>		
1. Monster Placement Stitch	3901	14205
2. Monster Cut Line & Tackdown	3901	14205
3. Mouth Placement Stitch	3901	14205
4. Mouth Cut Line & Tackdown	3901	14205
5. Letter R	0821	26100
6. Tongue	2155	10136
7. Monster Cover Stitch & Detail	3901	14205
8. Tongue Outline	2530	10145
9. Left Eye	0310	22124
10. Right Eye	5912	18130
11. Pupils	0020	28151



# Monster Monogram Appliqués

#12501 / 26 Designs

Listings below indicate color sample, stitching order and suggested thread color number. "I" refers to Isacord thread and "T" refers to Timeless thread. Colors beginning with 20501 refer to YLI Fine Metallics, 7 refer to Yenmet Metallic, 8 refer to YLI Variations Variegated Thread and 9 refer to Isacord Multicolor Variegated.

	I	T
<b>12501-19 Monster Monogram Appliqué S</b>		
1. Horns.....	2152	10121
2. Monster Placement Stitch.....	2810	16157
3. Monster Cut Line & Tackdown.....	2810	16157
4. Mouth Placement Stitch.....	2830	16127
5. Mouth Cut Line & Tackdown.....	2830	16127
6. Face Shading.....	2920	16130
7. Letter S.....	1902	12121
8. Mouth Cover Stitch.....	2830	16127
9. Tongue.....	2152	10121
10. Eyes.....	0015	28154
11. Pupil & Nose.....	0020	28151
12. Monster Cover Stitch & Detail.....	2810	16157

	I	T
<b>12501-20 Monster Monogram Appliqué T</b>		
1. Monster Placement Stitch.....	0821	26100
2. Monster Cut Line & Tackdown.....	0821	26100
3. Nose & Spine.....	1902	12121
4. Eye & Spine Detail.....	0015	28154
5. Letter T.....	5633	18154
6. Pupil.....	0020	28151
7. Eye Outline.....	0108	28136
8. Monster Cover Stitch.....	0821	26100

	I	T
<b>12501-21 Monster Monogram Appliqué U</b>		
1. Monster Placement Stitch.....	0020	28151
2. Monster Cut Line & Tackdown.....	0020	28151
3. Eyes.....	0015	28154
4. Eye Outlines.....	0108	28136
5. Pupils.....	0020	28151
6. Letter U.....	3910	14199
7. Monster Cover Stitch & Detail.....	0931	26118

	I	T
<b>12501-22 Monster Monogram Appliqué V</b>		
1. Monster Placement Stitch.....	2830	16127
2. Monster Cut Line & Tackdown.....	2830	16127
3. Head Shading.....	2810	16157
4. Beak.....	0821	26100
5. Letter V.....	5912	18130
6. Eye.....	0015	28154
7. Eye Outline.....	0108	28136
8. Pupil.....	0020	28151
9. Monster Cover Stitch & Detail.....	2830	16127
10. Beak Outline.....	0310	22124

	I	T
<b>12501-23 Monster Monogram Appliqué W</b>		
1. Monster Placement Stitch.....	3902	14139
2. Monster Cut Line & Tackdown.....	3902	14139
3. Mouth Placement Stitch.....	3902	14139
4. Mouth Cut Line & Tackdown.....	3902	14139
5. Letter W.....	0821	26100
6. Teeth.....	0015	28154
7. Cover Stitch & Detail.....	3902	14139
8. Eyes.....	0310	22124
9. Pupils.....	0020	28151
10. Light Blue Detail.....	3910	14199

	I	T
<b>12501-24 Monster Monogram Appliqué X</b>		
1. Monster Placement Stitch.....	5633	18154
2. Monster Cut Line & Tackdown.....	5633	18154
3. Mouth.....	0020	28151
4. Letter X.....	1902	12121
5. Eyes & Tooth.....	0015	28154
6. Pupils.....	0020	28151
7. Monster Cover Stitch & Detail.....	5633	18154


	I	T
<b>12501-25 Monster Monogram Appliqué Y</b>		
1. Monster Placement Stitch.....	2152	10121
2. Monster Cut Line & Tackdown.....	2152	10121
3. Letter Y & Tail Stripes.....	0821	26100
4. Eyes.....	0015	28154
5. Pupils.....	0020	28151
6. Ears & Nose.....	2810	16157
7. Monster Cover Stitch & Mouth.....	2152	10121
8. Hooves.....	0108	28136
9. Hooves Outline.....	0020	28151

	I	T
<b>12501-26 Monster Monogram Appliqué Z</b>		
1. Letter Z.....	3901	14205
2. Monster Placement Stitch.....	0931	26118
3. Monster Cut Line & Tackdown.....	0931	26118
4. Eyes & Tooth.....	0015	28154
5. Pupils & Mouth.....	0020	28151
6. Monster Cover Stitch.....	0931	26118
7. Red Detail.....	1902	12121
8. Horns Detail.....	2155	10136

1. Print out the necessary pages from the PDF of the appliqué pattern(s).
2. Mark the right side of the pattern pieces so you'll know which direction to lay the pattern on the fabric.
3. Lightly spray the wrong side of the pattern pieces with temporary adhesive spray and allow it to set for a few minutes.
4. Place the pattern pieces on the right side of the fabric and carefully cut them out. **PHOTO 1**
5. Sew the placement stitch on your hooped fabric. **PHOTO 2**
6. With the paper still stuck to the right side of the appliqué fabric, spray the wrong side of the fabric with temporary spray adhesive.
7. Place the fabric inside the sewing placement stitch so that it matches the stitching line, and then remove the paper pattern. **PHOTO 3**
8. Sew the tackdown. **PHOTO 4**
9. Sew the remainder of the design and repeat for any remaining pieces. **PHOTO 5**

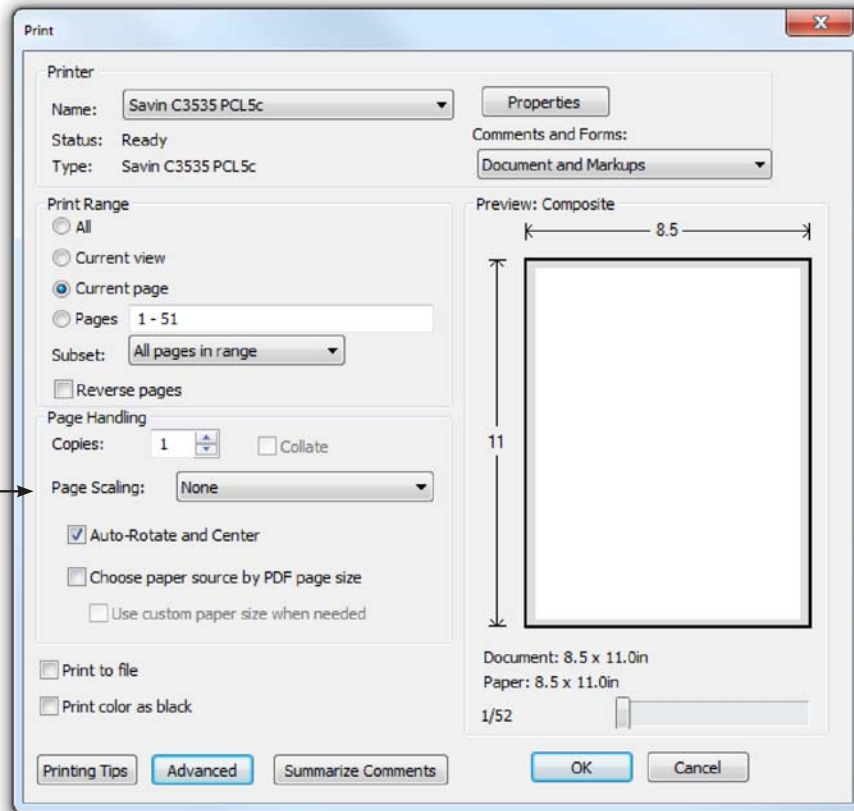
**NOTE:** The patterns are sized for the designs as they were made. If you resize the design, you will need to resize the pattern the same amount. You can print out the pattern at the normal size then copy it on a copy machine at the changed size. For example, resize the designs to 80%, resize the printed pattern to 80%.

**TIP:** When Printing the patterns, make sure that the “Fit to page” option is **UNCHECKED** in the Print Dialog Box. If this option is checked the printed patterns will not be actual size.



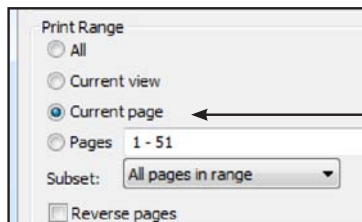
## ATTENTION

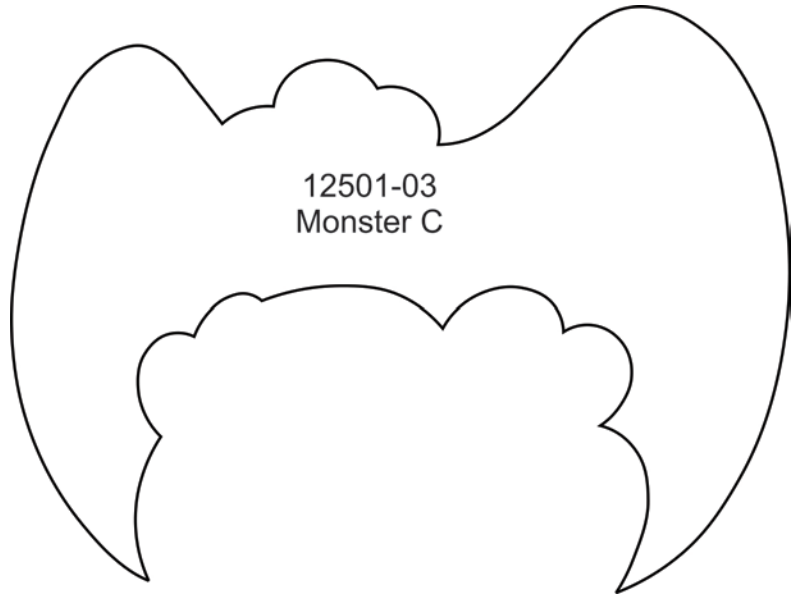
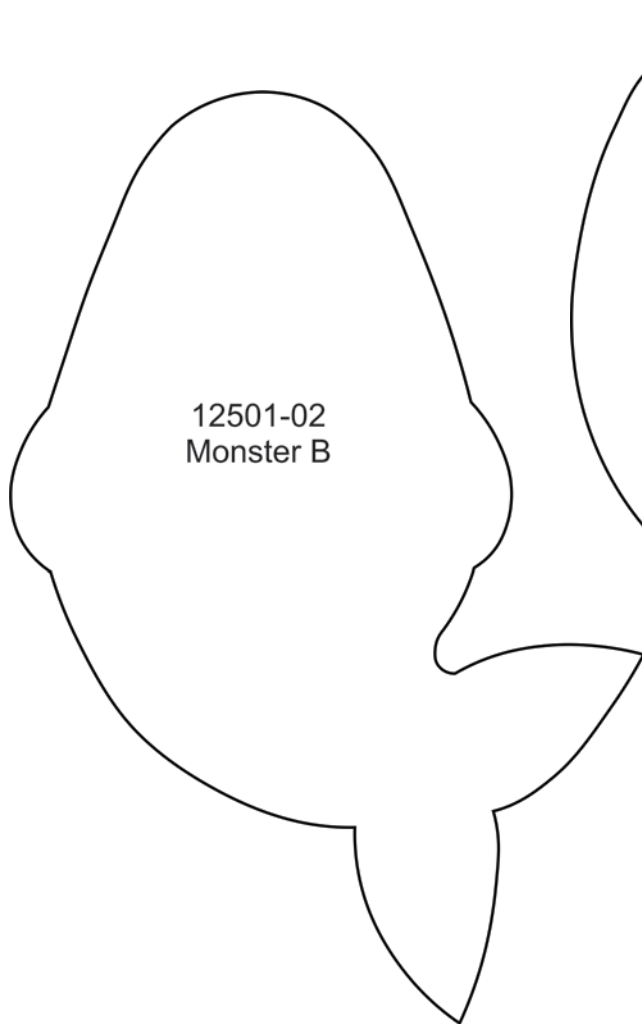
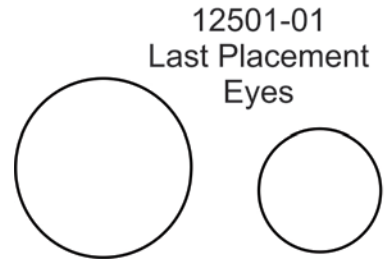
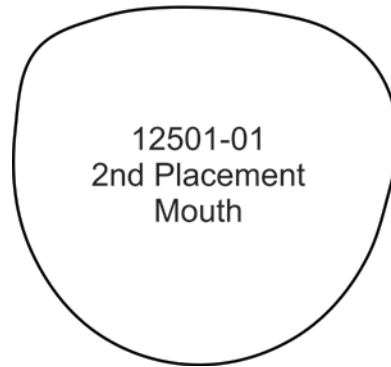
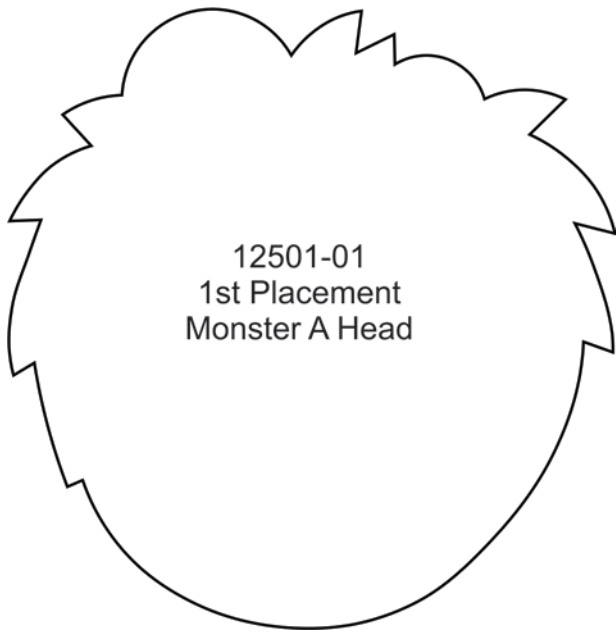
When printing this document, any page scaling or page fitting options in your print dialog box must be turned OFF or set to NONE so that your files will print out at their actual size. Images not printed at actual size will not function as intended.



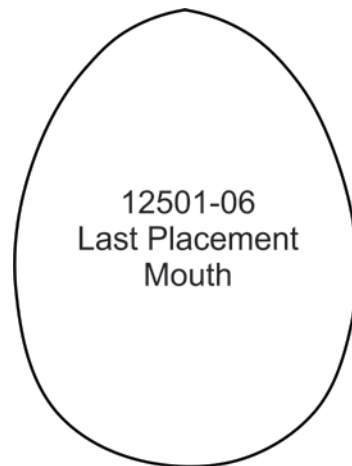
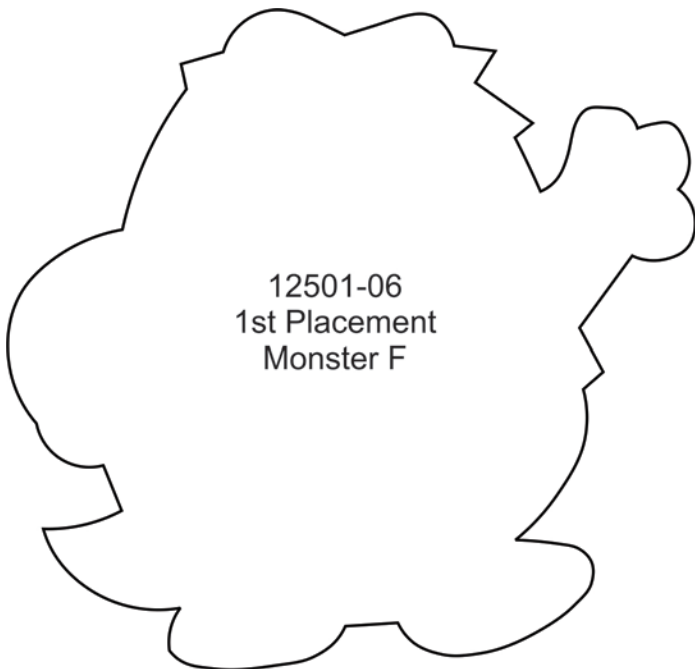
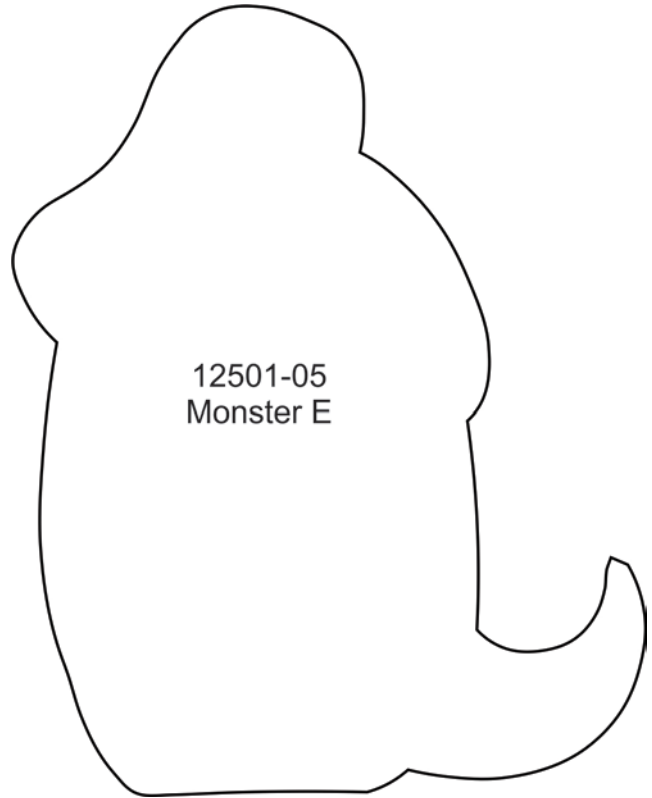
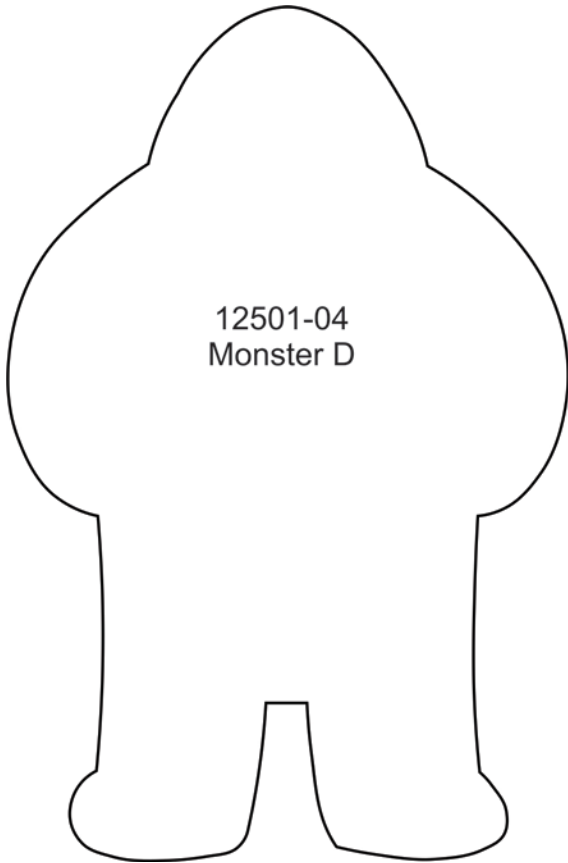
## TO SAVE PAPER

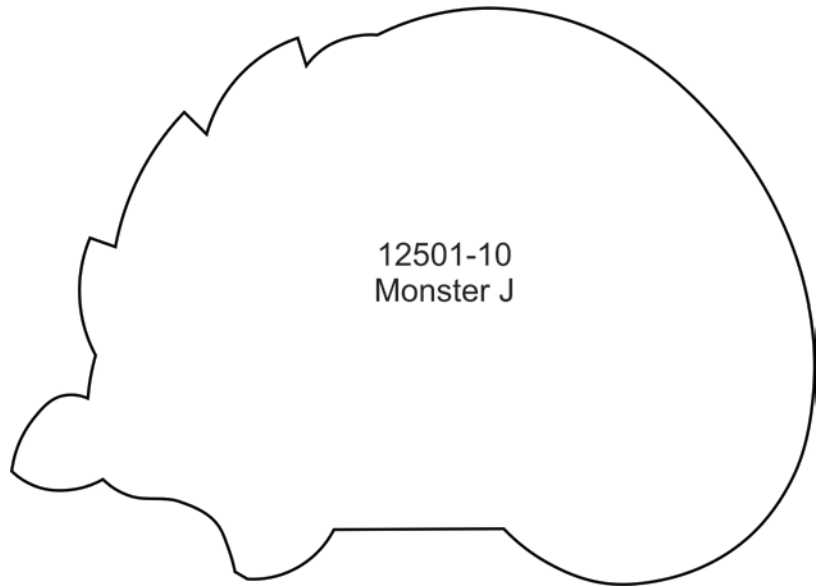
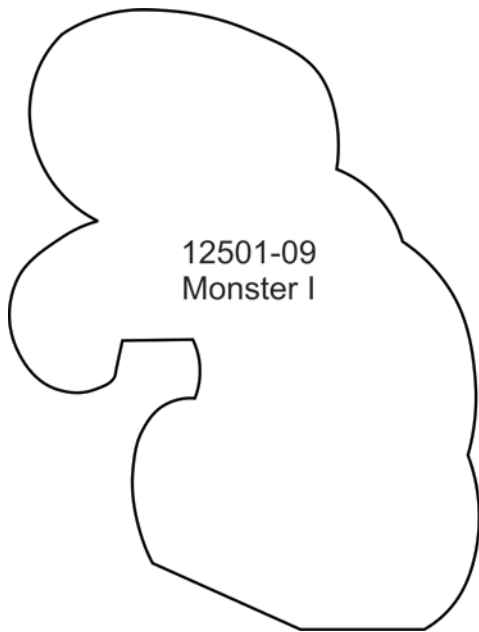
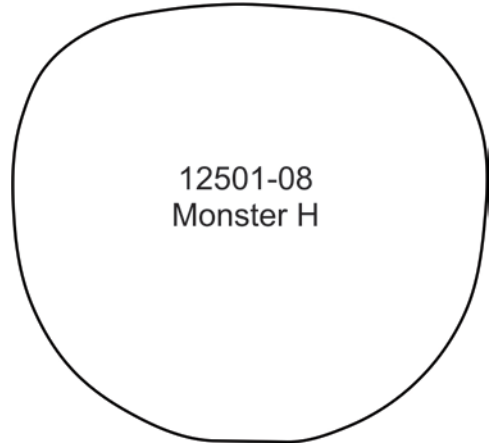
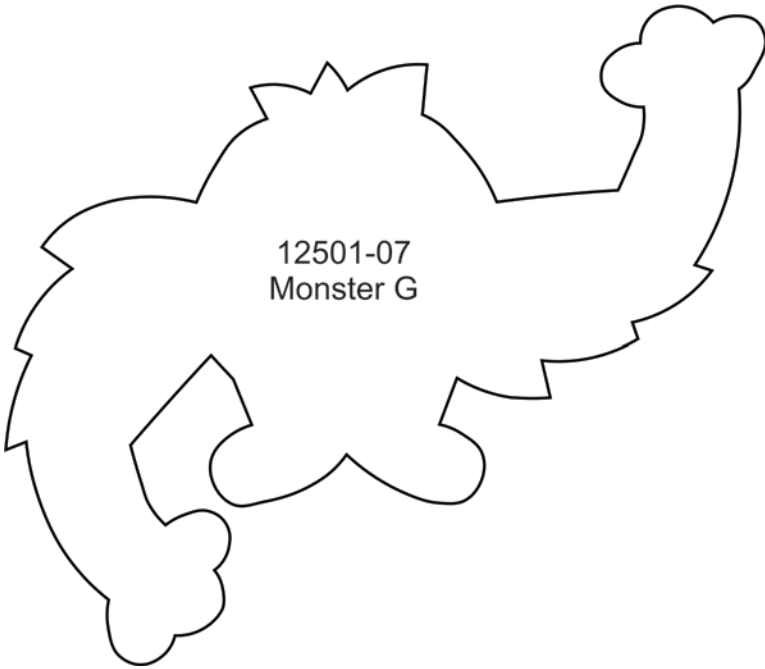
Only print the desired image by navigating to the image's page, go to File > Print and select "Current page" in the print dialog box. Repeat for each desired image.



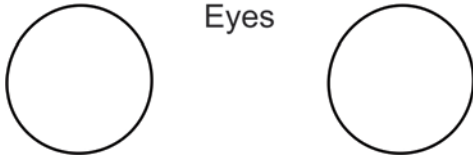








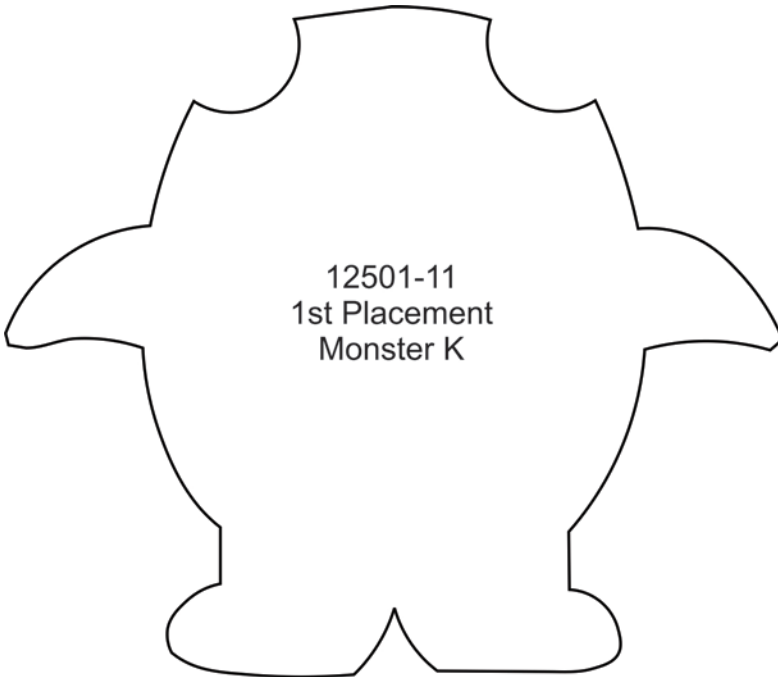
12501-11  
2nd Placement  
Eyes



12501-11  
Last Placement  
Mouth



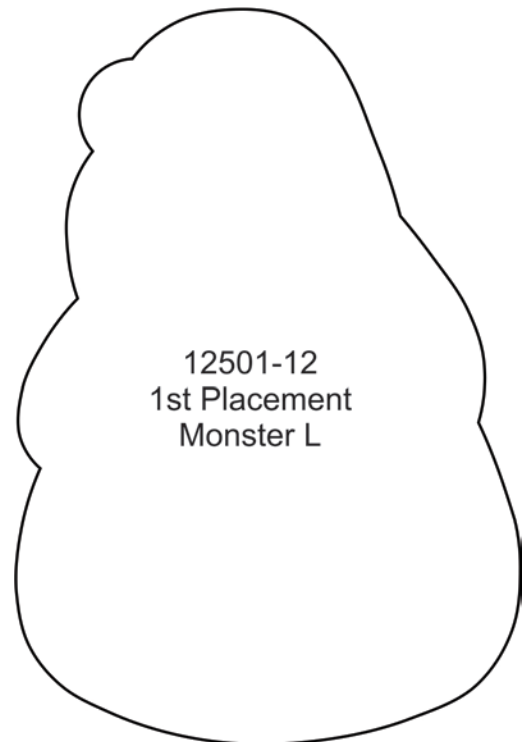
12501-11  
1st Placement  
Monster K


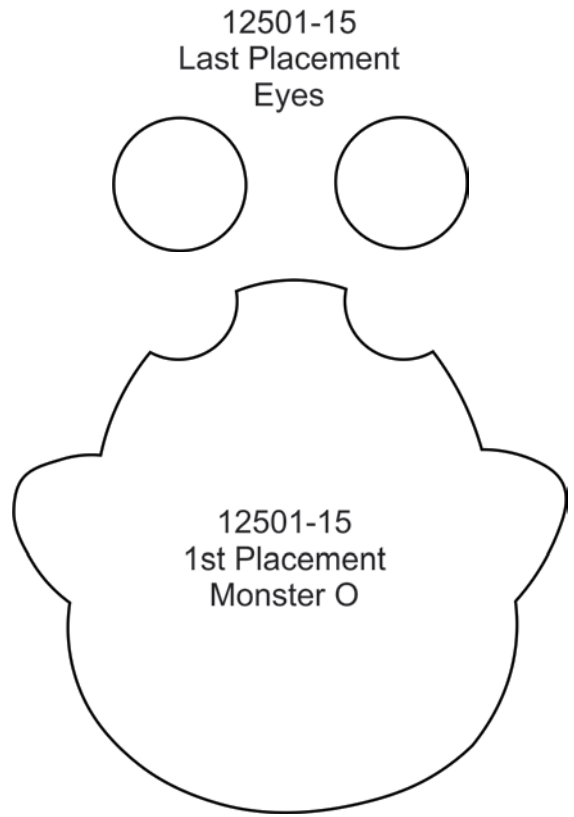
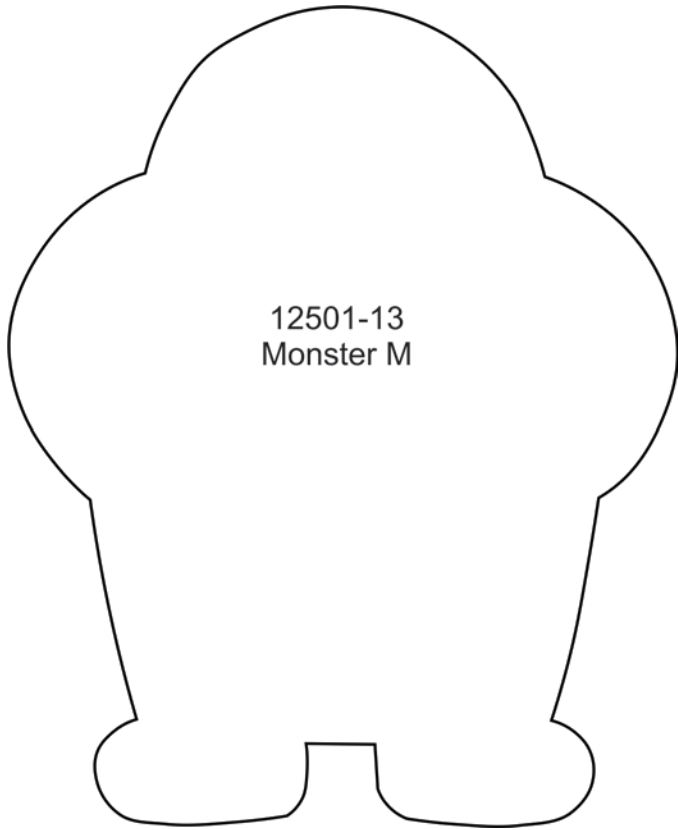


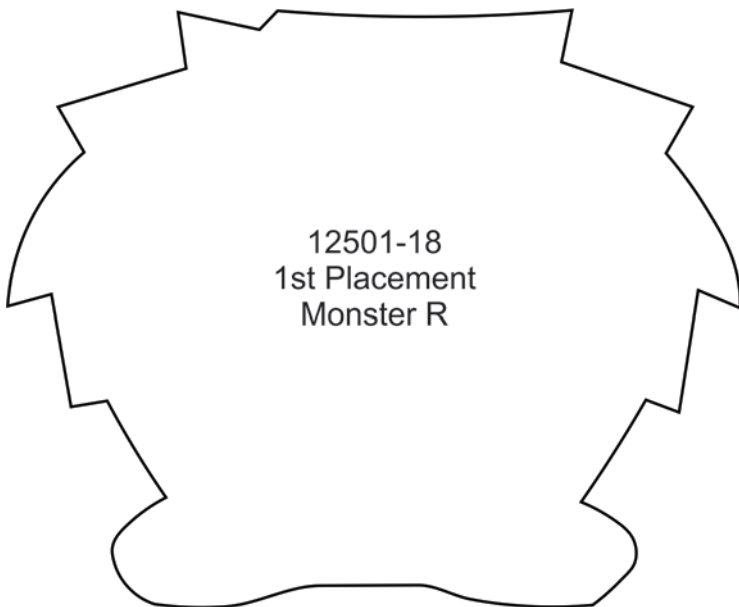
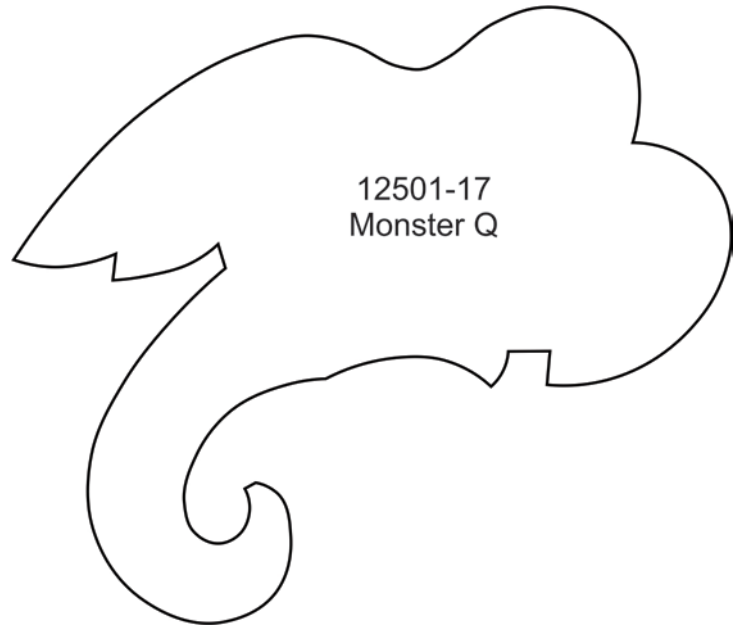
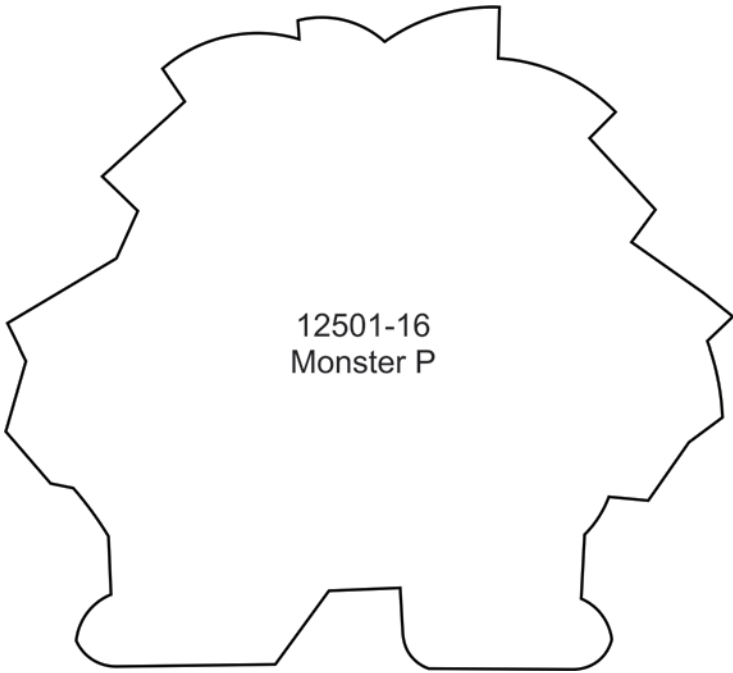
12501-12  
Last Placement  
Eyes

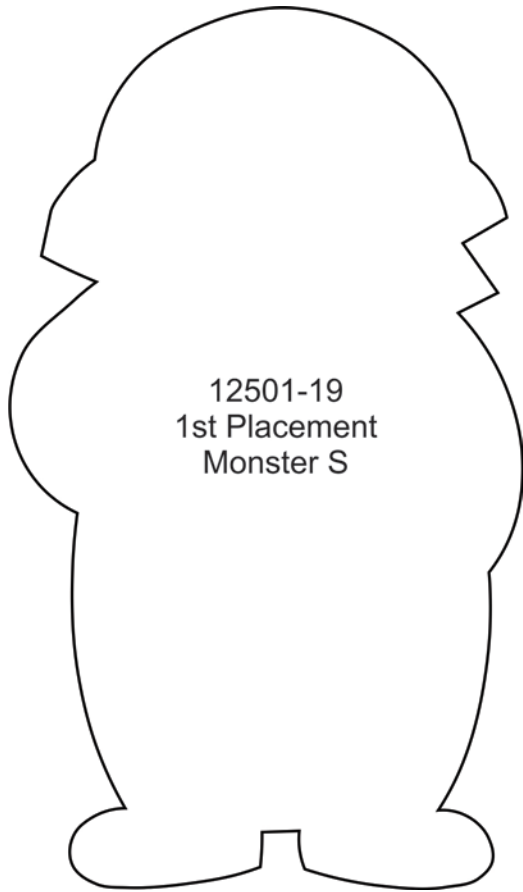


12501-12  
1st Placement  
Monster L









12501-19  
Last Placement  
Mouth

