



Note: Some designs in this collection may have been created using unique special stitches and/or techniques. To preserve design integrity when rescaling or rotating designs in your software, always rescale or rotate designs using the handles directly on-screen.




**12505-01 Floral 1 Appliqué**

5.09 X 6.89 in.  
129.29 X 175.01 mm  
13,249 St.   L





**12505-02 Floral 2 Appliqué**

3.22 X 4.86 in.  
81.79 X 123.44 mm  
5,855 St. 





**12505-03 Floral 3 Appliqué**

4.27 X 6.37 in.  
108.46 X 161.80 mm  
8,783 St.   L





**12505-04 Floral 4 Appliqué**

4.90 X 6.95 in.  
124.46 X 176.53 mm  
12,004 St.   L




**12505-05 Floral 5 Appliqué**

6.02 X 4.04 in.  
152.91 X 102.62 mm  
8,426 St.   L





**12505-06 Floral 6 Appliqué**

4.16 X 4.65 in.  
105.66 X 118.11 mm  
6,187 St. 





**12505-07 Floral 7 Appliqué**

4.56 X 5.48 in.  
115.82 X 139.19 mm  
5,767 St.   L




**12505-08 Floral 8 Appliqué**

2.69 X 6.11 in.  
68.33 X 155.19 mm  
6,358 St.   L





**12505-09 Floral 9 Appliqué**

5.08 X 5.32 in.  
129.03 X 135.13 mm  
7,680 St.  L





**12505-10 Floral 10 Appliqué**

4.03 X 5.28 in.  
102.36 X 134.11 mm  
5,769 St.   L




**12505-11 Floral 11 Appliqué**


4.09 X 6.85 in.  
103.89 X 173.99 mm  
11,639 St.   L



**12505-12 Floral 12 Appliqué**

2.80 X 3.17 in.  
71.12 X 80.52 mm  
2,850 St. 

 Design contains a loose fill.

 Some black areas shown are not stitched.

**L** Design is larger than 5" (127 mm) in either direction.

**S** Design is smaller than 1.5" (38.1 mm) in either direction.



It is a violation of Copyright law to make and distribute copies of electronic designs or artwork.

Electronic designs are licensed to the original purchaser for use at one location. ©2014 OESD, LLC. All rights reserved.

Note: Some designs in this collection may have been created using unique special stitches and/or techniques. To preserve design integrity when rescaling or rotating designs in your software, always rescale or rotate designs using the handles directly on-screen.





**12505-13 Floral 13 Appliqué**

2.33 X 1.65 in.  
59.18 X 41.91 mm  
1,292 St.  





**12505-14 Floral 14**

1.69 X 1.86 in.  
42.93 X 47.24 mm  
677 St.  





**12505-15 Floral 15**

2.05 X 4.44 in.  
52.07 X 112.78 mm  
2,058 St.  





**12505-16 Floral 16 Appliqué**

2.65 X 7.16 in.  
67.31 X 181.86 mm  
6,740 St.   L





**12505-17 Floral 17 Appliqué**

4.99 X 4.98 in.  
126.75 X 126.49 mm  
5,332 St.  





**12505-18 Floral 18 Appliqué**

4.24 X 8.06 in.  
107.70 X 204.72 mm  
14,789 St.   L





**12505-19 Floral 19 Appliqué**

8.26 X 7.95 in.  
209.80 X 201.93 mm  
16,359 St.   L





**12505-20 Floral 20 Appliqué**

13.73 X 8.70 in.  
348.74 X 220.98 mm  
36,670 St.   L




**12505-21 Vase Appliqué**

3.68 X 4.17 in.  
93.47 X 105.92 mm  
5,896 St.  




**12505-22 Linework 1**

2.70 X 6.11 in.  
68.58 X 155.19 mm  
4,418 St.  L




**12505-23 Linework 2**


4.51 X 3.70 in.  
114.55 X 93.98 mm  
5,038 St. 



**12505-24 Linework 3**

4.38 X 6.62 in.  
111.25 X 168.15 mm  
6,638 St.  L

 Design contains a loose fill.

 Some black areas shown are not stitched.

L Design is larger than 5" (127 mm) in either direction.

S Design is smaller than 1.5" (38.1 mm) in either direction.

It is a violation of Copyright law to make and distribute copies of electronic designs or artwork.

Electronic designs are licensed to the original purchaser for use at one location. ©2014 OESD, LLC. All rights reserved.

Note: Some designs in this collection may have been created using unique special stitches and/or techniques. To preserve design integrity when rescaling or rotating designs in your software, always rescale or rotate designs using the handles directly on-screen.



**12505-25 Linework 4**

5.48 X 8.16 in.  
139.19 X 207.26 mm  
11,467 St. ✿ L




**12505-26 Linework 5**

2.66 X 2.30 in.  
67.56 X 58.42 mm  
2,213 St. ✿



**12505-27 Linework Border**

1.40 X 3.92 in.  
35.56 X 99.57 mm  
1,609 St. ✿ S



**12505-28 Linework Corner**

2.56 X 2.58 in.  
65.02 X 65.53 mm  
1,533 St. ✿



**12505-29 Quilting Border 1**

2.42 X 7.59 in.  
61.47 X 192.79 mm  
4,486 St. ✿ L



**12505-30 Quilting Corner 1**

4.64 X 5.82 in.  
117.86 X 147.83 mm  
3,989 St. ✿ L



**12505-31 Quilting Border 2**

1.08 X 5.58 in.  
27.43 X 141.73 mm  
1,241 St. ✿ LS



**12505-32 Quilting Corner 2**

2.78 X 2.86 in.  
70.61 X 72.64 mm  
1,193 St. ✿

✿ Design contains a loose fill.  
✿ Some black areas shown are not stitched.

L Design is larger than 5" (127 mm) in either direction.  
S Design is smaller than 1.5" (38.1 mm) in either direction.



# Painted Florals Appliqué

#12505 / 32 Designs

Listings below indicate color sample, stitching order and suggested thread color number. "I" refers to Isacord thread and "T" refers to Timeless thread. Colors beginning with 20501 refer to YLI Fine Metallics, 7 refer to Yenmet Metallic, 8 refer to YLI Variations Variegated Thread and 9 refer to Isacord Multicolor Variegated.

## 12505-01 Floral 1 Appliqué

	I	T
1. Leaf Placement Stitch.....	5822	18127
2. Tackdown.....	5822	18127
3. Light Green Leaf Detail.....	6031	18100
4. Green Leaf Detail.....	5633	18154
5. Stems.....	0442	18181
6. Blue Flower Placement Stitch.....	3711	14142
7. Tackdown.....	3711	14142
8. Blue Flowers Detail.....	3815	14136
9. Orange Flower Placement Stitch.....	0811	22145
10. Tackdown.....	0811	22145
11. Dark Orange Flower Placement Stitch.....	1301	24101
12. Tackdown.....	1301	24101
13. Plum Petal Detail.....	0931	26118
14. Brown Petal Detail.....	0904	24112
15. Orange Petal Detail.....	0904	24112
16. Black Outlines.....	0020	28151
17. Green Stamen.....	0442	18181
18. Yellow Stamens.....	0311	22127

## 12505-02 Floral 2 Appliqué

1. Flower Placement Stitch.....	0811	22145
2. Tackdown.....	0811	22145
3. Brown Petal Detail.....	0931	26118
4. Gold Detail.....	0504	22130
5. Leaf Placement Stitch.....	5822	18127
6. Tackdown.....	5822	18127
7. Green Leaf Detail.....	5633	18154
8. Light Green Leaf Detail.....	6031	18100
9. Stems & Stamen.....	0442	18181
10. Black Outlines.....	0020	28151

## 12505-03 Floral 3 Appliqué

1. Stems.....	0442	18181
2. Leaf Placement Stitch.....	5822	18127
3. Tackdown.....	5822	18127
4. Light Green Leaf Detail.....	6031	18100
5. Green Leaf Detail.....	5633	18154
6. Small Purple Flowers.....	2810	16157
7. Small Pink Flower Placement Stitch.....	2530	10145
8. Tackdown.....	2530	10145
9. Light Pink Petal Detail.....	2155	10136
10. Orange Flower Placement Stitch.....	0811	22145
11. Tackdown.....	0811	22145
12. Purple Flower Placement Stitch.....	2830	16127
13. Tackdown.....	2830	16127
14. Plum Petal Detail.....	2504	16148
15. Blue Petal Detail.....	4103	14202
16. Yellow Petal Detail & Stamens.....	0311	22127
17. Orange Petal Detail.....	0931	26118
18. Black Outlines.....	0020	28151

## 12505-04 Floral 4 Appliqué

1. Blue Flowers Placement Stitch.....	3840	14121
2. Tackdown.....	3840	14121
3. Blue Flower Detail.....	3815	14136
4. Stamen.....	0311	22127
5. Leaf Placement Stitch.....	5822	18127
6. Tackdown.....	5822	18127
7. Light Green Leaf Detail.....	6031	18100
8. Green Leaf Detail.....	5633	18154
9. Orange Flower Placement Stitch.....	0811	22145
10. Tackdown.....	0811	22145
11. Pink Flower Placement Stitch.....	2530	10145
12. Tackdown.....	2530	10145
13. Dark Pink Petal Detail.....	2300	10163
14. Light Pink Petal Detail.....	2155	10136
15. Brown Petal Detail.....	0931	26118
16. Gold Petal Detail.....	0504	22130
17. Black Outlines.....	0020	28151
18. Stems.....	0442	18181

## 12505-05 Floral 5 Appliqué

1. Stems.....	0442	18181
2. Flower Placement Stitch.....	2905	16136
3. Tackdown.....	2905	16136
4. Red Petal Detail.....	1800	12109
5. Light Blue Petal Detail.....	4240	14178
6. Yellow Detail.....	0504	22130
7. Leaves Placement Stitch.....	5822	18127
8. Tackdown.....	5822	18127
9. Green Leaf Detail.....	5633	18154
10. Light Green Leaf Detail.....	6031	18100
11. Black Outlines.....	0020	28151

## 12505-06 Floral 6 Appliqué

1. Stems.....	0442	18181
2. Leaves Placement Stitch.....	5822	18127
3. Tackdown.....	5822	18127
4. Green Leaf Detail.....	5633	18154
5. Light Green Leaf Detail.....	6031	18100
6. Blue Flower Placement Stitch.....	3711	14142
7. Tackdown.....	3711	14142
8. Blue Flower Detail.....	3815	14136
9. Pink Flower Placement Stitch.....	2520	10151
10. Tackdown.....	2520	10151
11. Dark Pink Petal Detail.....	2300	10163
12. Pink Petal Detail.....	2530	10145
13. Black Outlines.....	0020	28151
14. Stamens.....	0311	22127

## 12505-07 Floral 7 Appliqué

1. Stems.....	0442	18181
2. Leaves Placement Stitch.....	5822	18127
3. Tackdown.....	5822	18127
4. Light Green Leaf Detail.....	6031	18100
5. Green Leaf Detail.....	5633	18154
6. Flower Placement Stitch.....	0811	22145
7. Tackdown.....	0811	22145
8. Orange Petals.....	1102	24115
9. Pink Petals Detail.....	2530	10145
10. Hot Pink Detail.....	2508	10158
11. Yellow Stamen.....	0504	22130
12. Yellow Green Stamen.....	0442	18181
13. Black Outlines.....	0020	28151

## 12505-08 Floral 8 Appliqué

1. Leaves Placement Stitch.....	5822	18127
2. Tackdown.....	5822	18127
3. Green Leaf Detail.....	5633	18154
4. Light Green Leaf Detail.....	6031	18100
5. Blue Flower Placement Stitch.....	3711	14142
6. Tackdown.....	3711	14142
7. Blue Petal Detail.....	3611	14154
8. Light Blue Petal Detail.....	4240	14178
9. Stamen.....	0504	22130
10. Stems & Stamen.....	0442	18181
11. Black Outlines.....	0020	28151

## 12505-09 Floral 9 Appliqué

1. Stems.....	0442	18181
2. Leaf Placement Stitch.....	5822	18127
3. Tackdown.....	5822	18127
4. Light Green Leaf Detail.....	6031	18100
5. Green Leaf Detail.....	5633	18154
6. Purple Flower Placement Stitch.....	2830	16127
7. Tackdown.....	2830	16127
8. Pink Petal Detail.....	2650	10130
9. Purple Petal Detail.....	2905	16136
10. Dark Purple Petal Detail.....	2715	16157
11. Stamen.....	0504	22130
12. Black Outlines.....	0020	28151

## 12505-10 Floral 10 Appliqué

1. Blue Small Flowers.....	4103	14202
2. Stems.....	0442	18181
3. Leaf Placement Stitch.....	5822	18127
4. Tackdown.....	5822	18127
5. Light Green Leaf Detail.....	6031	18100
6. Green Leaf Detail.....	5633	18154
7. Flower Placement Stitch.....	1800	12109
8. Tackdown.....	1800	12109
9. Plum Petal Detail.....	2504	16148
10. Gold Flower Detail.....	0504	22130
11. Black Outlines & Stamen.....	0020	28151

## 12505-11 Floral 11 Appliqué

1. Stems.....	0442	18181
2. Leaves Placement Stitch.....	5822	18127
3. Tackdown.....	5822	18127
4. Light Green Leaf Detail.....	6031	18100
5. Green Leaf Detail.....	5633	18154
6. Purple Flower Placement.....	2810	16157
7. Flower.....	2810	16157
8. Orange Flower Placement.....	0811	22145
9. Tackdown.....	0811	22145
10. Red Flower Placement.....	1800	12109
11. Tackdown.....	1800	12109
12. Gold Petal Detail.....	0504	22130
13. Brown Petal Detail.....	0931	26118
14. Dark Purple Petal Detail.....	2900	16139
15. Pink Petal Detail.....	2530	10145
16. Red Detail.....	1912	12133
17. Medium Brown Detail.....	1543	26122
18. Black Outlines.....	0020	28151

## 12505-12 Floral 12 Appliqué

1. Stems.....	0442	18181
2. Leaves.....	5633	18154
3. Flower Placement Stitch.....	2530	10145
4. Tackdown.....	2530	10145
5. Plum Petal Detail.....	2504	16148
6. Pink Petal Detail.....	2520	10151
7. Stamens.....	0311	22127

## 12505-13 Floral 13 Appliqué

1. Small Orange Flowers.....	1102	24115
2. Leaves.....	5633	18154
3. Stems.....	0442	18181
4. Flower Placement Stitch.....	2530	10145
5. Tackdown.....	2530	10145
6. Pink Petal Detail.....	2300	10163
7. Stamen.....	0311	22127

## 12505-14 Floral 14

1. Leaves.....	5633	18154
2. Stem.....	0442	18181
3. Blue Flowers.....	4103	14202

## 12505-15 Floral 15

1. Stems.....	0442	18181
2. Purple Flowers.....	2830	16127

## 12505-16 Floral 16 Appliqué

1. Leaf Placement Stitch.....	5822	18127
2. Tackdown.....	5822	18127
3. Green Leaf Detail.....	5633	18154
4. Light Green Leaf Detail.....	6031	18100
5. Black Outlines.....	0020	28151
6. Stems.....	0442	18181





# Painted Florals Appliqué

#12505 / 32 Designs

Listings below indicate color sample, stitching order and suggested thread color number. "I" refers to Isacord thread and "T" refers to Timeless thread. Colors beginning with 20501 refer to YLI Fine Metallics, 7 refer to Yenmet Metallic, 8 refer to YLI Variations Variegated Thread and 9 refer to Isacord Multicolor Variegated.

12505-17 Floral 17 Appliqué			I	T
1. Leaves Placement Stitch.....	5822	18127		
2. Tackdown.....	5822	18127		
3. Green Leaf Detail.....	5633	18154		
4. Light Green Leaf Detail.....	6031	18100		
5. Black Outlines.....	0020	28151		
6. Stems.....	0442	18181		

12505-18 Floral 18 Appliqué			I	T
1. Red Flower Placement Stitch.....	1800	12109		
2. Tackdown.....	1800	12109		
3. Dark Red Petal Detail.....	2115	12145		
4. Light Red Petal Detail.....	1521	10190		
5. Red Orange Petals.....	1312	24142		
6. Leaves Placement Stitch.....	5822	18127		
7. Tackdown.....	5822	18127		
8. Light Green Leaf Detail.....	6031	18100		
9. Green Leaf Detail.....	5633	18154		
10. Black Outlines.....	0020	28151		
11. Blue Flowers.....	4103	14202		
12. Stems.....	0442	18181		

12505-19 Floral 19 Appliqué			I	T
1. Stems & Leaves.....	0442	18181		
2. Light Purple Flowers.....	2830	16127		
3. Red Flower Placement Stitch.....	1800	12109		
4. Tackdown.....	1800	12109		
5. Dark Red Petal Detail.....	2115	12145		
6. Blue Flower Placement Stitch.....	4111	14190		
7. Tackdown.....	4111	14190		
8. Dark Blue Petal Detail.....	3902	14139		
9. Light Blue Petal Detail.....	3910	14199		
10. Gold Stamen & Flowers.....	0504	22130		
11. Leaves Placement Stitch.....	5822	18127		
12. Tackdown.....	5822	18127		
13. Green Leaf Detail.....	5633	18154		
14. Light Green Leaf Detail.....	6031	18100		
15. Black Outlines.....	0020	28151		

12505-20 Floral 20 Appliqué			I	T
1. Small Purple Flowers.....	2830	16127		
2. Leaves Placement Stitch.....	5822	18127		
3. Tackdown.....	5822	18127		
4. Light Green Leaf Detail.....	6031	18100		
5. Green Leaf Detail.....	5633	18154		
6. Stems.....	0442	18181		
7. Small blue Flowers Placement Stitch.....	3711	14142		
8. Tackdown.....	3711	14142		
9. Large Blue Flower Placement Stitch.....	4111	14190		
10. Tackdown.....	4111	14190		
11. Light Blue Petal Detail.....	3910	14199		
12. Medium Blue Petal Detail.....	3611	14154		
13. Dark Blue Petal Detail.....	3902	14139		
14. Purple Flowers Placement Stitch.....	2830	16127		
15. Tackdown.....	2830	16127		
16. Orange Flowers Placement Stitch.....	0811	22145		
17. Tackdown.....	0811	22145		
18. Plum Petal Detail.....	2504	16148		
19. Orange Petal Detail.....	1102	24115		
20. Hot Pink Petal Detail.....	2508	10158		
21. Gold Petal Detail.....	0504	22130		
22. Green Stamen.....	0442	18181		
23. Black Outlines.....	0020	28151		

12505-21 Vase Appliqué			I	T
1. Vase Placement Stitch.....	0832	20121		
2. Tackdown.....	0832	20121		
3. Light Brown Detail.....	0532	20139		
4. Brown Detail.....	0933	26148		
5. Black Outlines.....	0020	28151		

12505-22 Linework 1			I	T
1. Single Color Design.....	0015	28154		

12505-23 Linework 2			I	T
1. Single Color Design.....	0015	28154		

12505-24 Linework 3			I	T
1. Single Color Design.....	0015	28154		

12505-25 Linework 4			I	T
1. Single Color Design.....	0015	28154		

12505-26 Linework 5			I	T
1. Single Color Design.....	0015	28154		

12505-27 Linework Border			I	T
1. Single Color Design.....	0015	28154		

12505-28 Linework Corner			I	T
1. Single Color Design.....	0015	28154		

12505-29 Quilting Border 1			I	T
1. Single Color Design.....	0015	28154		



12505-30 Quilting Corner 1			I	T
1. Single Color Design.....	0015	28154		

12505-31 Quilting Border 2			I	T
1. Single Color Design.....	0015	28154		

12505-32 Quilting Corner 2			I	T
1. Single Color Design.....	0015	28154		

## Cut-in-Place Appliqué

1. Hoop your fabric and backing.
2. Sew the pattern/placement. **PHOTO 1**
3. Place a piece of appliqué fabric over the pattern/placement so that it is completely covered.
4. Sew the trim stitch/tackdown.
5. Carefully cut away the excess appliqué fabric. **PHOTO 2**
6. Sew the remainder of the design and repeat for any remaining pieces. **PHOTO 3**





## Pre-Cut Appliqué

1. Print out the necessary pages from the PDF of the appliqué pattern(s).
2. Mark the right side of the pattern pieces so you'll know which direction to lay the pattern on the fabric.
3. Lightly spray the wrong side of the pattern pieces with temporary adhesive spray and allow it to set for a few minutes.
4. Place the pattern pieces on the right side of the fabric and carefully cut them out. **PHOTO 1**
5. Sew the placement stitch on your hooped fabric. **PHOTO 2**
6. With the paper still stuck to the right side of the appliqué fabric, spray the wrong side of the fabric with temporary spray adhesive.
7. Place the fabric inside the sewing placement stitch so that it matches the stitching line, and then remove the paper pattern. **PHOTO 3**
8. Sew the tackdown. **PHOTO 4**
9. Sew the remainder of the design and repeat for any remaining pieces. **PHOTO 5**

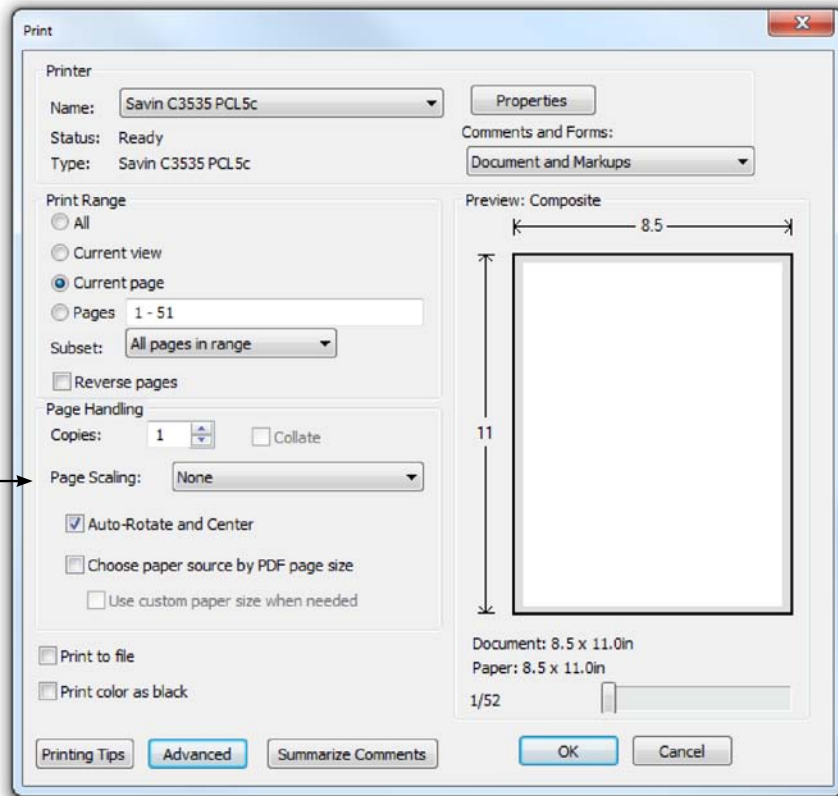
**NOTE: The patterns are sized for the designs as they were made. If you resize the design, you will need to resize the pattern the same amount. You can print out the pattern at the normal size then copy it on a copy machine at the changed size. For example, resize the designs to 80%, resize the printed pattern to 80%.**

**TIP: When Printing the patterns, make sure that the "Fit to page" option is UNCHECKED in the Print Dialog Box. If this option is checked the printed patterns will not be actual size.**



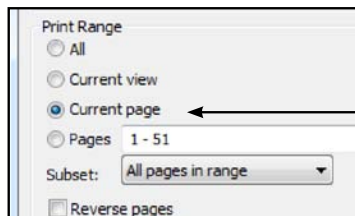
## ATTENTION

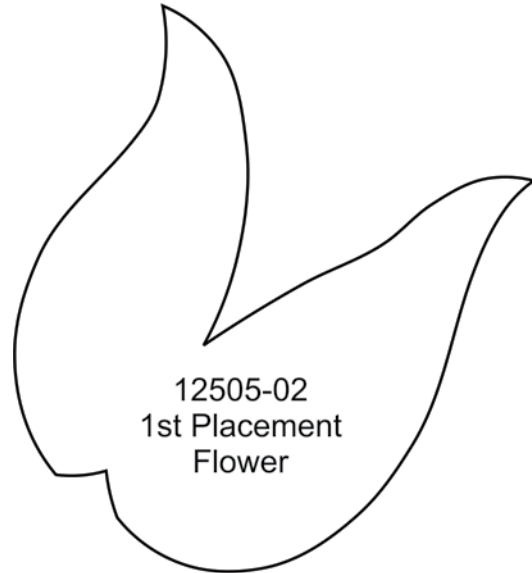
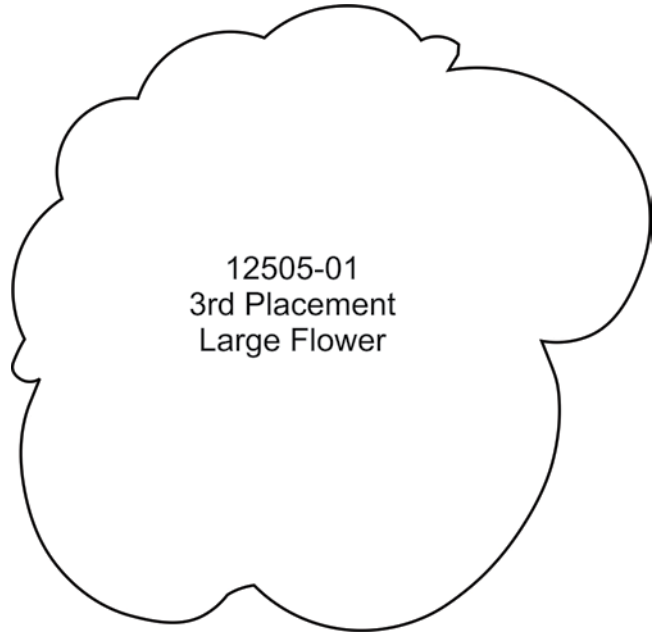
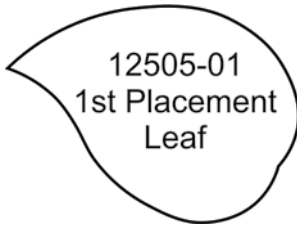
When printing this document, any page scaling or page fitting options in your print dialog box must be turned OFF or set to NONE so that your files will print out at their actual size. Images not printed at actual size will not function as intended.



## TO SAVE PAPER

Only print the desired image by navigating to the image's page, go to File > Print and select "Current page" in the print dialog box. Repeat for each desired image.

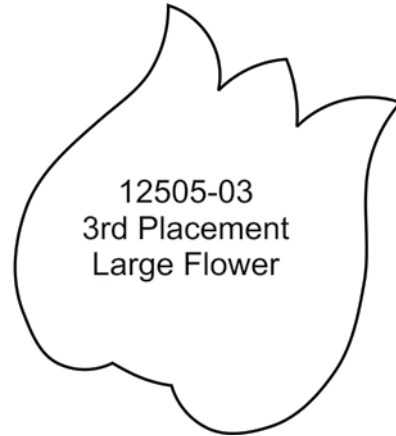




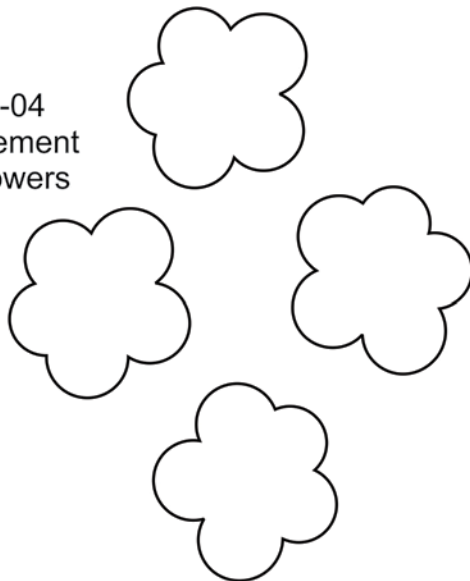



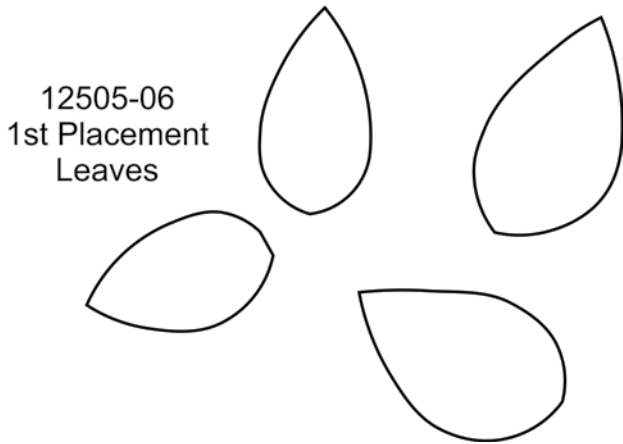
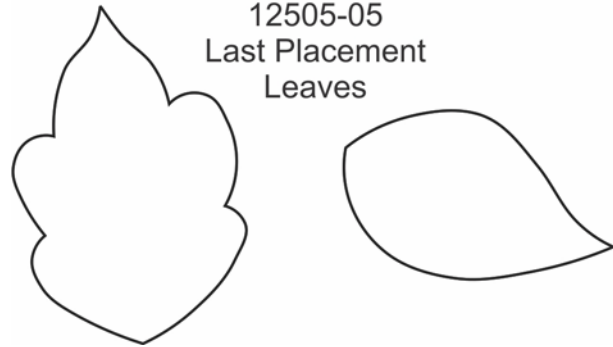
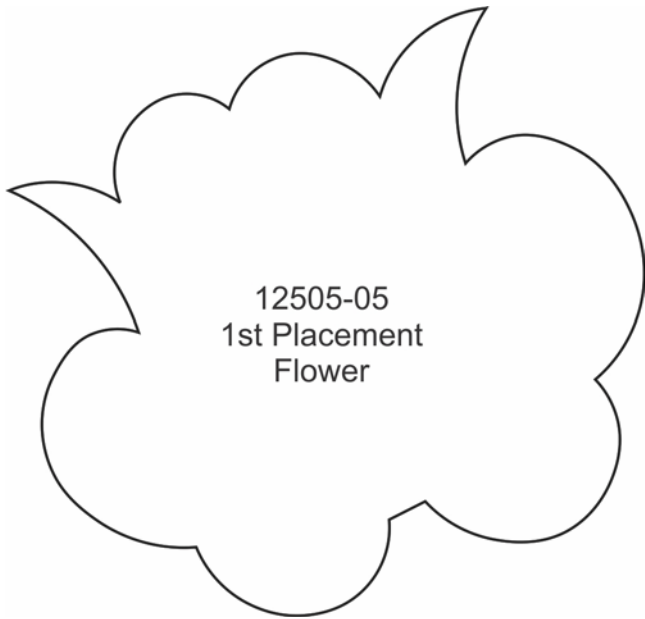


12505-03  
2nd Placement  
Small Flower

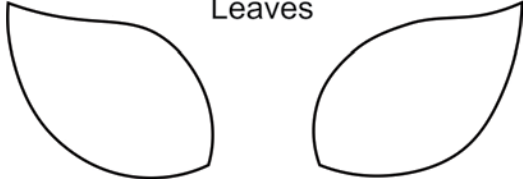


12505-04  
1st Placement  
Blue Flowers

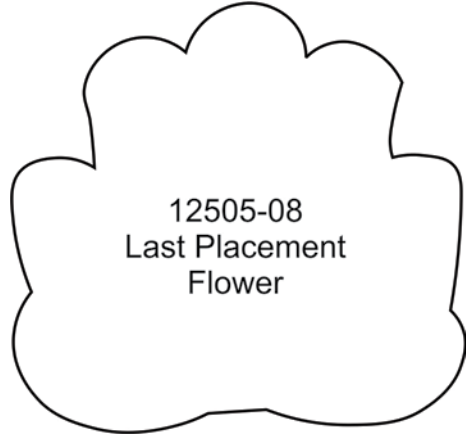




12505-08  
1st Placement  
Leaves




12505-08  
Last Placement  
Flower



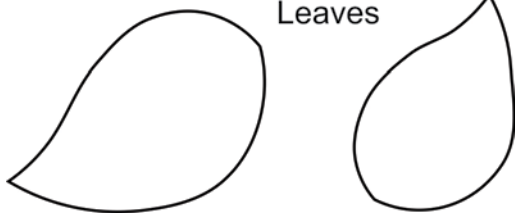
12505-09  
1st Placement  
Leaf



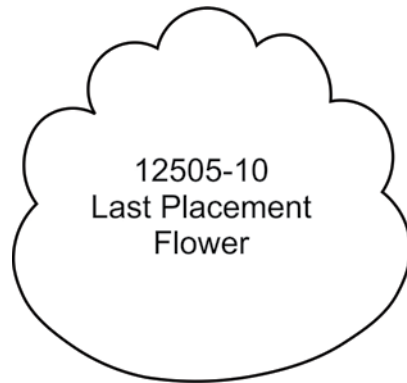
12505-09  
Last Placement  
Flower




12505-10  
1st Placement  
Leaves



12505-10  
Last Placement  
Flower



12505-11  
1st Placement  
Leaves



12505-11  
2nd Placement  
Purple Flower



12505-11  
3rd Placement  
Orange Flower




12505-11  
Last Placement  
Red Flower

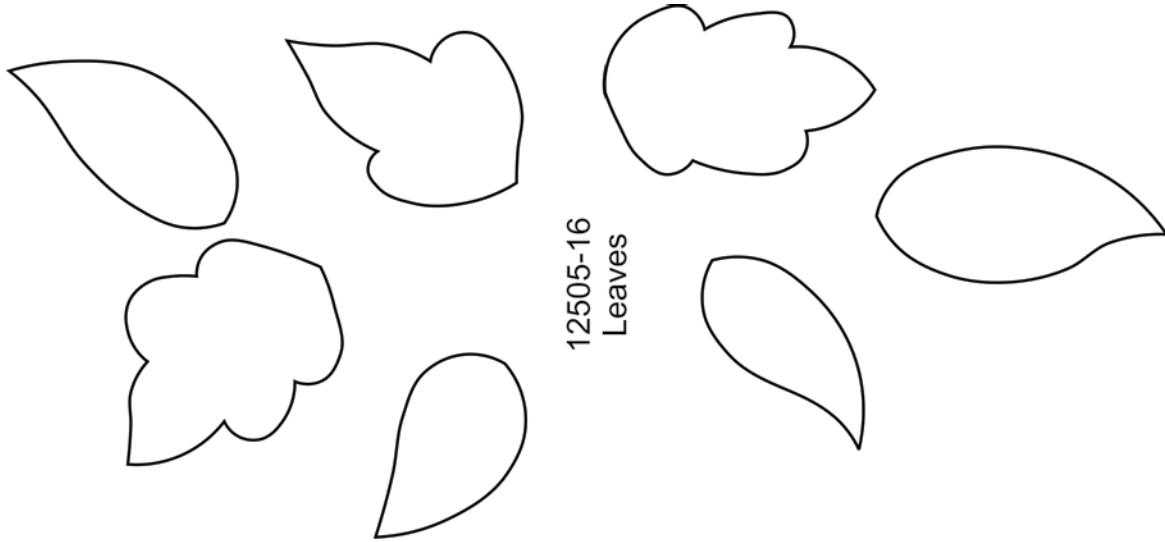


12505-13  
Flower



12505-12  
Flowers





12505-16  
Leaves



12505-17  
Leaves



