

Note: Some designs in this collection may have been created using unique special stitches and/or techniques. To preserve design integrity when rescaling or rotating designs in your software, always rescale or rotate designs using the handles directly on-screen.



12515-01 Christmas Tree 1
4.22 X 7.27 in.
107.19 X 184.66 mm
12,418 St. L



12515-02 Christmas Tree 2
3.38 X 5.65 in.
85.85 X 143.51 mm
9,230 St. L



12515-03 Christmas Tree 3
3.00 X 5.22 in.
76.20 X 132.59 mm
8,373 St. L



12515-04 Falling Snowflakes
4.19 X 6.66 in.
106.43 X 169.16 mm
8,584 St. L



12515-05 Snowflake 1
4.11 X 5.26 in.
104.39 X 133.60 mm
7,395 St. L



12515-06 Snowflake 2
3.16 X 3.56 in.
80.26 X 90.42 mm
6,287 St.



12515-07 Snowflake 3
2.19 X 2.26 in.
55.63 X 57.40 mm
1,960 St.



12515-08 Poinsettia 1 Appliqué
5.22 X 8.34 in.
132.59 X 211.84 mm
17,434 St. L



12515-09 Poinsettia 2 Appliqué
4.05 X 4.22 in.
102.87 X 107.19 mm
9,468 St.



12515-10 Poinsettia 3 Appliqué
3.27 X 3.26 in.
83.06 X 82.80 mm
4,905 St.



12515-11 Gift Appliqué
4.16 X 5.73 in.
105.66 X 145.54 mm
15,242 St. L



12515-12 Candy Cane Appliqué
2.44 X 5.95 in.
61.98 X 151.13 mm
7,275 St. L

Design contains a loose fill.

Some solid areas shown are not stitched.

L Design is larger than 5" (127 mm) in either direction.

S Design is smaller than 1.5" (38.1 mm) in either direction.

Note: Some designs in this collection may have been created using unique special stitches and/or techniques. To preserve design integrity when rescaling or rotating designs in your software, always rescale or rotate designs using the handles directly on-screen.



12515-13 Lollipop Appliqué
2.67 X 5.03 in.
67.82 X 127.76 mm
6,022 St. L



12515-14 Peppermint Appliqué
2.00 X 2.00 in.
50.80 X 50.80 mm
2,383 St.



12515-15 Square 1
4.88 X 4.88 in.
123.95 X 123.95 mm
18,883 St.



12515-16 Square 2
4.93 X 4.93 in.
125.22 X 125.22 mm
13,003 St.



12515-17 Square 3 Appliqué
4.81 X 4.81 in.
122.17 X 122.17 mm
18,153 St.



12515-18 Joy
4.91 X 5.46 in.
124.71 X 138.68 mm
11,484 St. L



12515-19 Peace
6.40 X 3.72 in.
162.56 X 94.49 mm
10,791 St. L



12515-20 Swirl 1
4.67 X 3.59 in.
118.62 X 91.19 mm
6,116 St.



12515-21 Swirl 2
3.07 X 3.40 in.
77.98 X 86.36 mm
5,835 St.



12515-22 Swirl 3
2.60 X 3.39 in.
66.04 X 86.11 mm
4,356 St.



12515-23 Swirl 4
1.99 X 2.33 in.
50.55 X 59.18 mm
2,545 St.



12515-24 Swirl Center
5.08 X 2.59 in.
129.03 X 65.79 mm
8,115 St. L

Design contains a loose fill.

Some solid areas shown are not stitched.

L Design is larger than 5" (127 mm) in either direction.



S Design is smaller than 1.5" (38.1 mm) in either direction.

It is a violation of Copyright law to make and distribute copies of electronic designs or artwork.



Electronic designs are licensed to the original purchaser for use at one location. ©2014 OESD, LLC. All rights reserved.

Note: Some designs in this collection may have been created using unique special stitches and/or techniques. To preserve design integrity when rescaling or rotating designs in your software, always rescale or rotate designs using the handles directly on-screen.




12515-25 Swirl Border
1.44 X 5.13 in.
36.58 X 130.30 mm
4,196 St.   **L S**





12515-26 Swirl Corner
2.54 X 2.54 in.
64.52 X 64.52 mm
3,655 St.  





12515-27 Redwork Snowflake
3.39 X 3.87 in.
86.11 X 98.30 mm
2,582 St. 




12515-28 Redwork Poinsettia
4.27 X 4.06 in.
108.46 X 103.12 mm
4,595 St.  




12515-29 Redwork Square
4.84 X 4.84 in.
122.94 X 122.94 mm
6,005 St.  



12515-30 Redwork Border
1.08 X 6.34 in.
27.43 X 161.04 mm
1,932 St.  **L S**



12515-31 Redwork Corner
2.90 X 2.90 in.
73.66 X 73.66 mm
900 St. 



12515-32 Heart 1 Appliqué
3.68 X 5.06 in.
93.47 X 128.52 mm
8,717 St. **L**





12515-33 Heart 2 Appliqué
2.35 X 3.36 in.
59.69 X 85.34 mm
4,825 St.




12515-34 Heart Owl Appliqué
4.17 X 5.07 in.
105.92 X 128.78 mm
13,971 St. **L**



12515-35 Redwork Heart
3.24 X 4.49 in.
82.30 X 114.05 mm
5,290 St.  

 Design contains a loose fill.

 Some solid areas shown are not stitched.

L Design is larger than 5" (127 mm) in either direction.

S Design is smaller than 1.5" (38.1 mm) in either direction.

It is a violation of Copyright law to make and distribute copies of electronic designs or artwork.

Electronic designs are licensed to the original purchaser for use at one location. ©2014 OESD, LLC. All rights reserved.


Listings below indicate color sample, stitching order and suggested thread color number. "I" refers to Isacord thread and "T" refers to Timeless thread. Colors beginning with 20501 refer to YLI Fine Metallics, 7 refer to Yenmet Metallic, 8 refer to YLI Variations Variegated Thread and 9 refer to Isacord Multicolor Variegated.

	I	T		I	T		I	T
12515-01 Christmas Tree 1			12515-12 Candy Cane Appliqué			12515-23 Swirl 4		
■ 1. Star Brown Detail.....0776	28175		■ 1. Candy Cane Placement Stitch.....0151	28112		■ 1. Red Detail.....1911	12130	
□ 2. Star White Detail.....0015	28154		■ 2. Tan Stripes.....0874	28115		□ 2. White Detail.....0015	28154	
□ 3. Tree White Detail.....0015	28154		■ 3. Candy Cane Tackdown & Detail.....1911	12130		■ 3. Brown Spots.....0776	28175	
■ 4. Tree Red Detail.....1911	12130							
■ 5. Brown Spots.....0776	28175		12515-13 Lollipop Appliqué			12515-24 Swirl Center		
			■ 1. Stick Brown Detail.....0776	28175		■ 1. Star Brown Detail.....0776	28175	
12515-02 Christmas Tree 2			■ 2. Lollipop Placement Stitch.....0151	28112		□ 2. Star White Detail.....0015	28154	
■ 1. Star Tan Detail.....0874	28115		■ 3. Lollipop Tan Detail.....0874	28115		■ 3. Star Red Detail.....1911	12130	
■ 2. Tree Tan Detail.....0874	28115		□ 4. Lollipop Tackdown & White Detail.....0015	28154		■ 4. Red Detail.....1911	12130	
□ 3. Star White Detail.....0015	28154					□ 5. White Detail.....0015	28154	
□ 4. Tree White Detail.....0015	28154		12515-14 Peppermint Appliqué			■ 6. Brown Spots.....0776	28175	
■ 5. Tan Spots.....0874	28115		■ 1. Peppermint Placement Stitch.....0151	28112				
			■ 2. Peppermint Tackdown & Detail.....1911	12130		12515-25 Swirl Border		
12515-03 Christmas Tree 3						■ 1. Brown Detail.....0763	28172	
■ 1. Star Red Detail.....1911	12130		12515-15 Square 1			□ 2. White Detail.....0015	28154	
□ 2. Star White Detail.....0015	28154		■ 1. Center Star Brown Detail.....0776	28175		■ 3. Red Detail.....1911	12130	
□ 3. Tree White Detail.....0015	28154		□ 2. Center Star White Detail.....0015	28154				
■ 4. Tree Brown Detail.....0776	28175		■ 3. Red Detail.....1911	12130		12515-26 Swirl Corner		
■ 5. Red Spots.....1911	12130		□ 4. White Detail.....0015	28154		■ 1. Brown Detail.....0776	28175	
			■ 5. Corner Brown Detail.....0776	28175		□ 2. White Detail.....0015	28154	
12515-04 Falling Snowflakes						■ 3. Red Spots.....1911	12130	
■ 1. Tan Detail.....0874	28115		12515-16 Square 2					
□ 2. White Detail.....0015	28154		■ 1. Center Star Tan Detail.....0874	28115		12515-27 Redwork Snowflake		
			□ 2. Center Star White Detail.....0015	28154		■ 1. Single Color Design.....1911	12130	
12515-05 Snowflake 1			□ 3. White Detail.....0015	28154				
■ 1. Tan Detail.....0874	28115		■ 4. Tan Detail.....0874	28115		12515-28 Redwork Poinsettia		
□ 2. White Detail.....0015	28154					■ 1. Single Color Design.....1911	12130	
			12515-17 Square 3 Appliqué					
12515-06 Snowflake 2			□ 1. White Corners.....0015	28154		12515-29 Redwork Square		
■ 1. Tan Detail.....0874	28115		■ 2. Medallion Placement Stitch.....0151	28112		■ 1. Single Color Design.....1911	12130	
□ 2. White Detail.....0015	28154		■ 3. Tan Detail.....0874	28115				
			■ 4. Center Brown Detail.....0776	28175		12515-30 Redwork Border		
12515-07 Snowflake 3			■ 5. Medallion Tackdown & Detail.....1911	12130		■ 1. Single Color Design.....1911	12130	
■ 1. Tan Detail.....0874	28115							
□ 2. White Detail.....0015	28154		12515-18 Joy			12515-31 Redwork Corner		
			■ 1. Red Detail.....1911	12130		■ 1. Single Color Design.....1911	12130	
12515-08 Poinsettia 1 Appliqué			□ 2. White Detail.....0015	28154				
■ 1. Background Brown Detail.....0776	28175		■ 3. Brown Detail.....0776	28175		12515-32 Heart 1 Appliqué		
□ 2. Background White Detail.....0015	28154					■ 1. Heart Placement Stitch.....0151	28112	
■ 3. Poinsettia Placement Stitch.....0151	28112		12515-19 Peace			□ 2. White Detail.....0015	28154	
□ 4. Poinsettia Tackdown & Detail.....0015	28154		□ 1. White Detail.....0015	28154		■ 3. Heart Tackdown & Tan Detail.....0874	28115	
■ 5. Poinsettia Tan Detail.....0874	28115		■ 2. Tan Detail.....0874	28115				
						12515-33 Heart 2 Appliqué		
12515-09 Poinsettia 2 Appliqué			12515-20 Swirl 1			■ 1. Heart Placement Stitch.....0151	28112	
■ 1. Poinsettia Placement Stitch.....0151	28112		■ 1. Red Detail.....1911	12130		■ 2. Heart Tackdown & Red Detail.....1911	12130	
□ 2. Poinsettia Tackdown & Detail.....0015	28154		□ 2. White Detail.....0015	28154		■ 3. Tan Detail.....0874	28115	
■ 3. Poinsettia Tan Detail.....0874	28115		■ 3. Brown Spots.....0776	28175				
						12515-34 Heart Owl Appliqué		
12515-10 Poinsettia 3 Appliqué			12515-21 Swirl 2			■ 1. Body Placement Stitch.....0151	28112	
■ 1. Poinsettia Placement Stitch.....0151	28112		■ 1. Red Detail.....1911	12130		■ 2. Heart & Eyes Placement Stitch.....1911	12130	
■ 2. Poinsettia Tackdown & Detail.....1911	12130		□ 2. White Detail.....0015	28154		□ 3. Body, Eyes Tackdown & White Detail.....0015	28154	
■ 3. Tan Stamen & Detail.....0874	28115		■ 3. Brown Spots.....0776	28175		■ 4. Eyes Brown Detail.....0776	28175	
■ 4. Brown Spots.....0776	28175					■ 5. Heart Tackdown & Red Detail.....1911	12130	
			12515-22 Swirl 3			■ 6. Tan Detail.....0874	28115	
12515-11 Present Appliqué			■ 1. Red Detail.....1911	12130				
■ 1. Bow Red Detail.....1911	12130		□ 2. White Detail.....0015	28154		12515-35 Redwork Heart		
□ 2. Bow White Detail.....0015	28154		■ 3. Brown Spots.....0776	28175		■ 1. Single Color Design.....1911	12130	
■ 3. Gift Placement Stitch.....0151	28112							
■ 4. Gift Tan Detail.....0874	28115							
■ 5. Ribbon Brown Detail.....0776	28175							
■ 6. Gift Tackdown & Detail.....1911	12130							

1. Print out the necessary pages from the PDF of the appliqué pattern(s).
2. Mark the right side of the pattern pieces so you'll know which direction to lay the pattern on the fabric.
3. Lightly spray the wrong side of the pattern pieces with temporary adhesive spray and allow it to set for a few minutes.
4. Place the pattern pieces on the right side of the fabric and carefully cut them out. **PHOTO 1**
5. Sew the placement stitch on your hooped fabric. **PHOTO 2**
6. With the paper still stuck to the right side of the appliqué fabric, spray the wrong side of the fabric with temporary spray adhesive.
7. Place the fabric inside the sewing placement stitch so that it matches the stitching line, and then remove the paper pattern. **PHOTO 3**
8. Sew the tackdown. **PHOTO 4**
9. Sew the remainder of the design and repeat for any remaining pieces. **PHOTO 5**

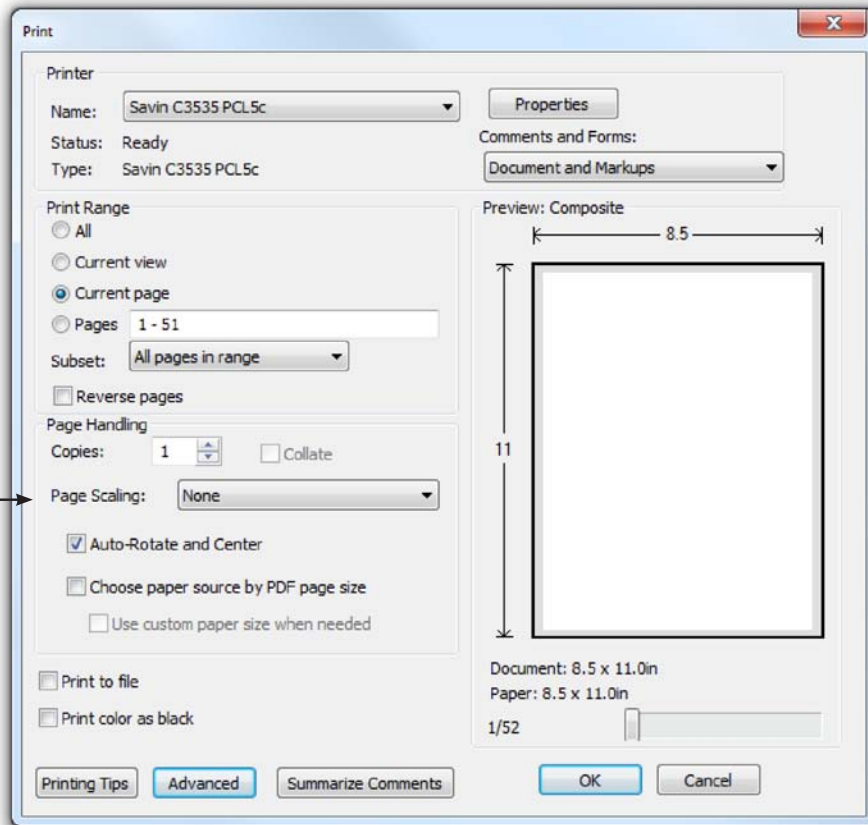
NOTE: The patterns are sized for the designs as they were made. If you resize the design, you will need to resize the pattern the same amount. You can print out the pattern at the normal size then copy it on a copy machine at the changed size. For example, resize the designs to 80%, resize the printed pattern to 80%.

TIP: When Printing the patterns, make sure that the “Fit to page” option is UNCHECKED in the Print Dialog Box. If this option is checked the printed patterns will not be actual size.



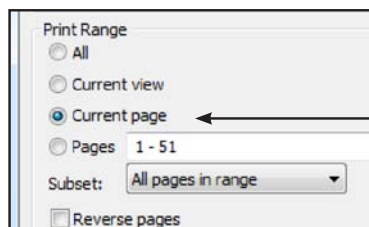
ATTENTION




When printing this document, any page scaling or page fitting options in your print dialog box must be turned OFF or set to NONE so that your files will print out at their actual size. Images not printed at actual size will not function as intended.

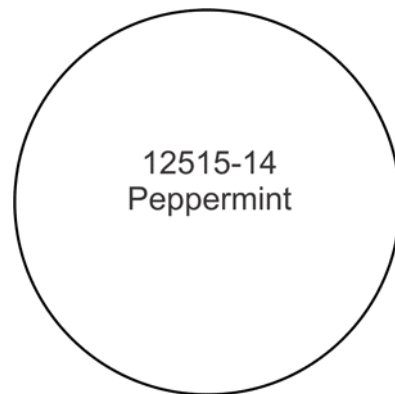
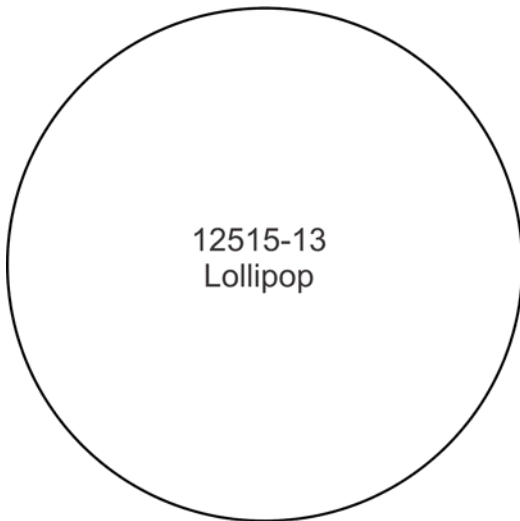
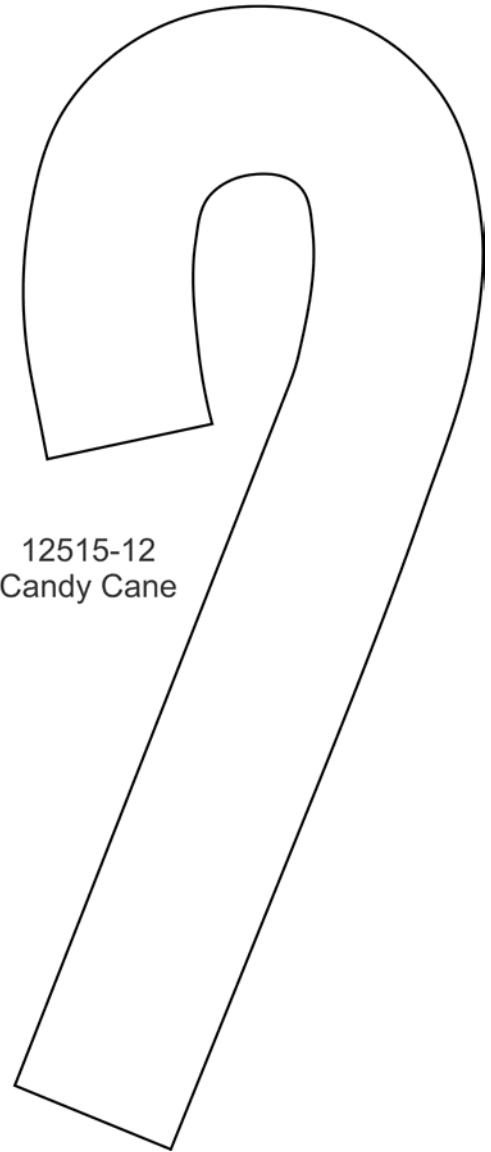
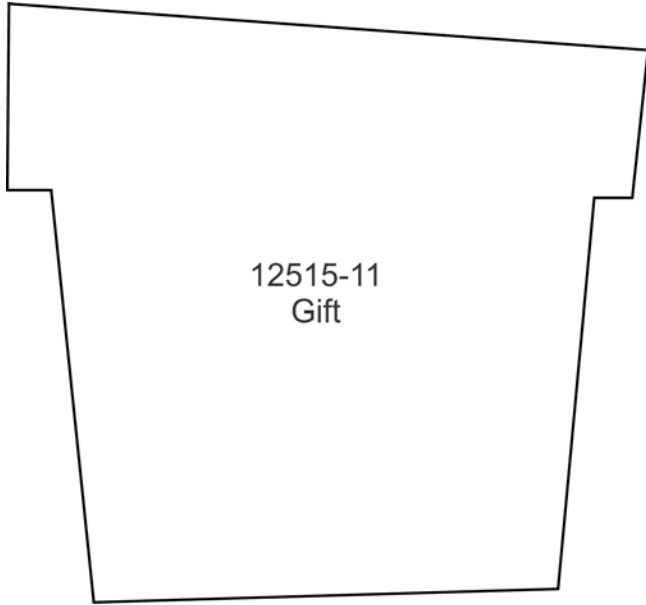


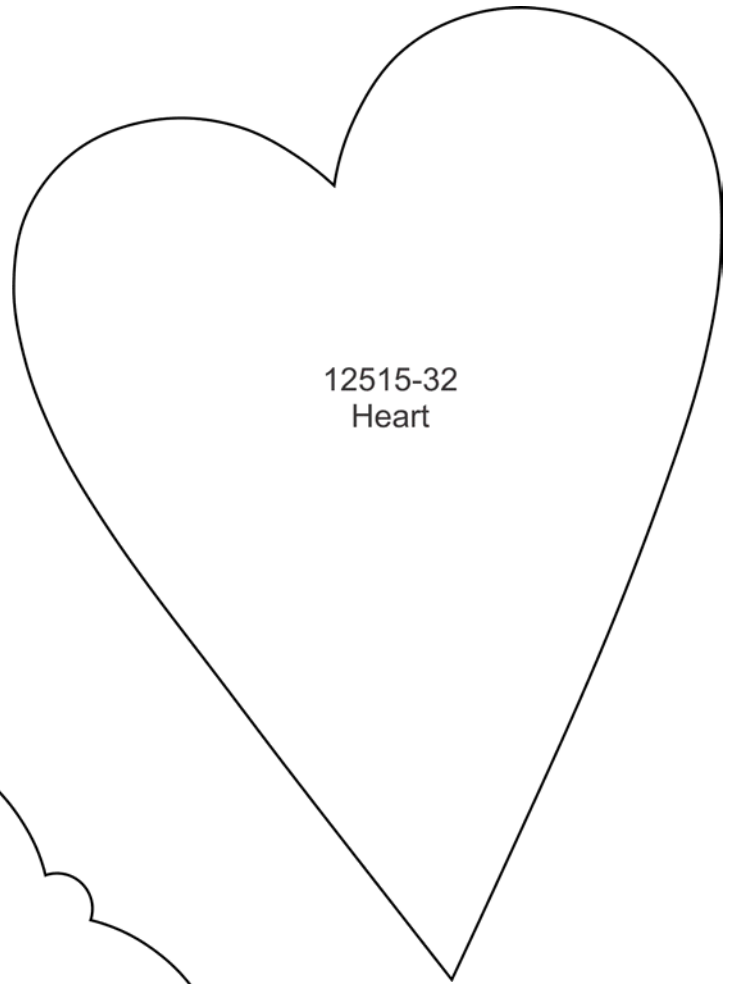
TO SAVE PAPER

Only print the desired image by navigating to the image's page, go to File > Print and select "Current page" in the print dialog box. Repeat for each desired image.






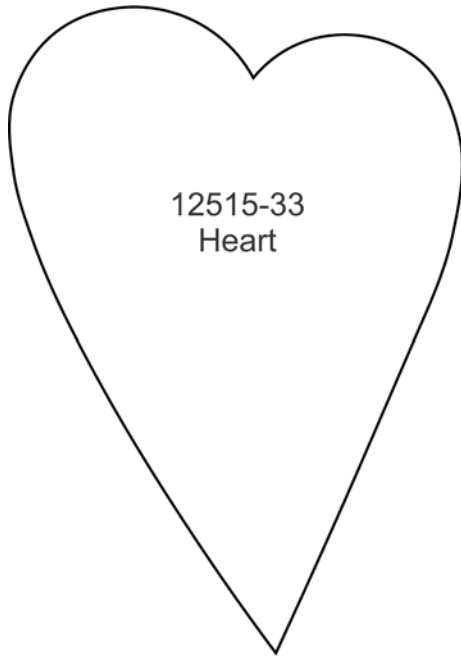




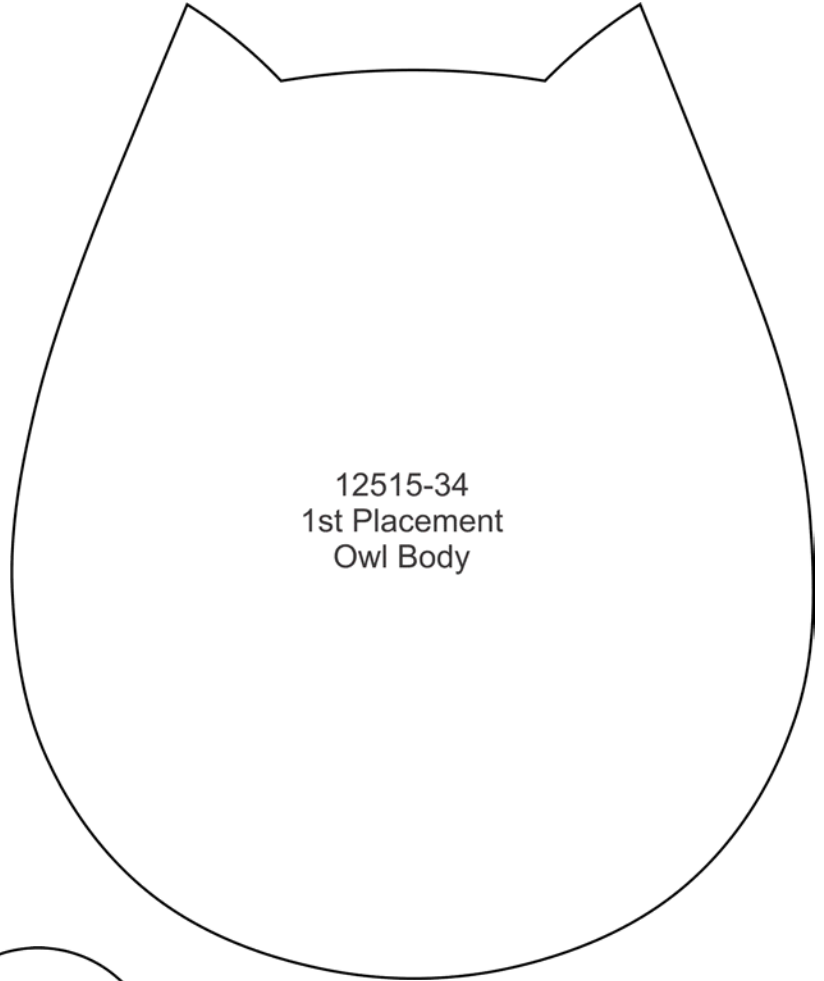
12515-32
Heart



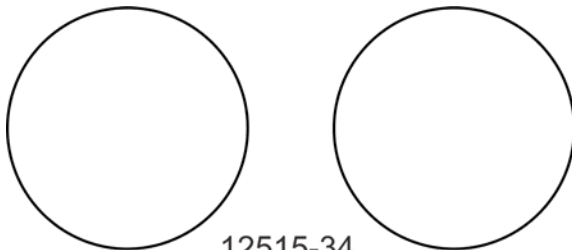
12515-17
Medallion



12515-33
Heart



12515-34
1st Placement
Owl Body



12515-34
Last Placement
Eyes & Heart

