

Note: Some designs in this collection may have been created using unique special stitches and/or techniques. To preserve design integrity when rescaling or rotating designs in your software, always rescale or rotate designs using the handles directly on-screen.



12523-01 Feather Appliqué 1
2.08 X 3.36 in.
52.83 X 85.34 mm
5,469 St.



12523-02 Feather Appliqué 2
1.33 X 3.95 in.
33.78 X 100.33 mm
7,020 St. **S**



12523-03 Feather Appliqué 3
1.18 X 4.49 in.
29.97 X 114.05 mm
5,574 St. **S**



12523-04 Feather Wings Appliqué
4.34 X 5.48 in.
110.24 X 139.19 mm
13,968 St. **L**



12523-05 Feather Appliqué 4
1.17 X 2.98 in.
29.72 X 75.69 mm
3,736 St. **S**



12523-06 Feather Flower Appliqué
4.76 X 4.14 in.
120.90 X 105.16 mm
17,368 St.



12523-07 Feather Flower
4.76 X 4.14 in.
120.90 X 105.16 mm
16,383 St. **⌘**



12523-08 Feather Circle Appliqué
4.98 X 5.26 in.
126.49 X 133.60 mm
17,551 St. **L**



12523-09 Feather Circle
4.98 X 5.26 in.
126.49 X 133.60 mm
16,277 St. **⌘ L**



12523-10 Small Feather Circle
3.16 X 3.20 in.
80.26 X 81.28 mm
10,696 St. **⌘**



12523-11 Feather 4
.87 X 2.22 in.
22.10 X 56.39 mm
2,627 St. **⌘ S**



12523-12 Feather Appliqué 5
1.73 X 3.62 in.
43.94 X 91.95 mm
5,222 St.

⌘ Design contains a loose fill.

⊛ Some solid areas shown are not stitched.

L Design is larger than 5" (127 mm) in either direction.

S Design is smaller than 1.5" (38.1 mm) in either direction.

It is a violation of Copyright law to make and distribute copies of electronic designs or artwork.

Electronic designs are licensed to the original purchaser for use at one location. ©2014 OESD, LLC. All rights reserved.

Note: Some designs in this collection may have been created using unique special stitches and/or techniques. To preserve design integrity when rescaling or rotating designs in your software, always rescale or rotate designs using the handles directly on-screen.



12523-13 Feather 5
1.73 X 3.62 in.
43.94 X 91.95 mm
4,832 St. ⌘



12523-14 Feather Appliqué 6
1.47 X 3.45 in.
37.34 X 87.63 mm
3,549 St. S



12523-15 Feather 6
1.47 X 3.45 in.
37.34 X 87.63 mm
3,287 St. ⌘ S




12523-16 Feather Flower Jumbo
6.80 X 6.79 in.
172.72 X 172.47 mm
41,226 St. ⌘ L



12523-17 Feather 1 FSL
2.57 X 5.53 in.
65.28 X 140.46 mm
5,822 St. ⌘ L



12523-18 Feather 2 FSL
1.64 X 3.58 in.
41.66 X 90.93 mm
2,836 St. ⌘



12523-19 Feather 3 FSL
2.61 X 5.63 in.
66.29 X 143.00 mm
6,603 St. ⌘ L



12523-20 Feather 4 FSL
2.23 X 5.41 in.
56.64 X 137.41 mm
5,780 St. ⌘ L

⌘ Design contains a loose fill.

⊛ Some solid areas shown are not stitched.

L Design is larger than 5" (127 mm) in either direction.

S Design is smaller than 1.5" (38.1 mm) in either direction.

It is a violation of Copyright law to make and distribute copies of electronic designs or artwork.

Electronic designs are licensed to the original purchaser for use at one location. ©2014 OESD, LLC. All rights reserved.



Kaleidoscope of Feathers

#12523 / 20 Designs

Listings below indicate color sample, stitching order and suggested thread color number. "I" refers to Isacord thread and "T" refers to Timeless thread. Colors beginning with 20501 refer to YLI Fine Metallics, 7 refer to Yenmet Metallic, 8 refer to YLI Variations Variegated Thread and 9 refer to Isacord Multicolor Variegated.

	I	T		I	T		I	T
12523-01 Feather Appliqué 1			12523-06 Feather Flower Appliqué			12523-08 Feather Circle Appliqué		
1. Feather Placement Stitch.....	5610	18136	1. Feather Placement Stitches.....	0101	28157	1. Feather Placement Stitches.....	0101	28157
2. Cut Line & Tackdown.....	5610	18136	2. Cut Line & Tackdown.....	0101	28157	2. Cut Line & Tackdown.....	0101	28157
3. Medium Green Detail.....	5633	18154	3. Light Gray Detail.....	0151	28112	3. Light Gray Detail.....	0151	28112
4. Light Green Detail.....	5610	18136	4. Yellow Detail.....	0311	22127	4. Yellow Detail.....	0311	22127
5. Yellow Detail.....	0311	22127	5. Baby Blue Detail.....	3652	14124	5. Baby Blue Detail.....	3652	14124
6. Dark Green Detail.....	5944	18205	6. Red Detail.....	1701	12103	6. Red Detail.....	1701	12103
7. Shaft & Linework.....	0101	28157	7. Light Green Detail.....	5822	18127	7. Light Green Detail.....	5822	18127
8. Light Green Cover Stitch.....	5610	18136	8. Light Purple Detail.....	3040	16118	8. Light Purple Detail.....	3040	16118
12523-02 Feather Appliqué 2			12523-07 Feather Flower			12523-09 Feather Circle		
1. Feather Placement Stitch.....	4111	14190	1. Light Gray Detail.....	0151	28112	1. Light Gray Detail.....	0151	28112
2. Cut Line & Tackdown.....	4111	14190	2. Yellow Detail.....	0311	22127	2. Yellow Detail.....	0311	22127
3. Light Blue Detail.....	4240	14178	3. Baby Blue Detail.....	3652	14124	3. Baby Blue Detail.....	3652	14124
4. Turquoise Detail.....	4111	14190	4. Red Detail.....	1701	12103	4. Red Detail.....	1701	12103
5. Dark Blue Detail.....	4103	14202	5. Light Green Detail.....	5822	18127	5. Light Green Detail.....	5822	18127
6. Shaft & Linework.....	0101	28157	6. Light Purple Detail.....	3040	16118	6. Light Purple Detail.....	3040	16118
7. Turquoise Cover Stitch.....	4111	14190	7. Dark Blue Detail.....	4103	14202	7. Dark Blue Detail.....	4103	14202
12523-03 Feather Appliqué 3			12523-08 Feather Flower			12523-10 Small Feather Circle		
1. Feather Placement Stitch.....	1701	12103	8. Pink Detail.....	2530	10145	1. Light Gray Detail.....	0151	28112
2. Cut Line & Tackdown.....	1701	12103	9. Medium Purple Detail.....	2640	16124	2. Yellow Detail.....	0311	22127
3. Pink Detail.....	2530	10145	10. Green Detail.....	5633	18154	3. Light Green Detail.....	5822	18127
4. Dark Pink Detail.....	2508	10158	11. Plum Detail.....	2504	16148	4. Light Purple Detail.....	3040	16118
5. Yellow Detail.....	0311	22127	12. Dark Red Detail.....	1902	12121	5. Dark Blue Detail.....	4103	14202
6. Dark Purple Detail.....	2900	16139	13. Dark Orange Detail.....	1301	24101	6. Pink Detail.....	2530	10145
7. Shaft & Linework.....	0101	28157	14. Dark Gray Detail.....	4174	28148	7. Medium Purple Detail.....	2640	16124
8. Red Cover Stitch.....	1701	12103	15. Dark Blue Green Detail.....	4410	14192	8. Green Detail.....	5633	18154
12523-04 Feather Wings Appliqué			12523-09 Feather Flower			12523-11 Feather Circle		
1. Belly & Tail Placement.....	0310	22124	16. Dark Green Detail.....	5944	18205	1. Light Gray Detail.....	0151	28112
2. Cut Line & Tackdown.....	0310	22124	17. Shafts & Linework.....	0101	28157	2. Yellow Detail.....	0311	22127
3. Back & Wings Placement Stitch.....	1701	12103	18. Gray Outline.....	4073	28101	3. Baby Blue Detail.....	3652	14124
4. Cut Line & Tackdown.....	1701	12103	19. Dark Red Outline.....	1902	12121	4. Red Detail.....	1701	12103
5. Yellow Body & Tail Detail.....	0311	22127	20. Turquoise Outline.....	4111	14190	5. Light Green Detail.....	5822	18127
6. Orange Detail & Cover Stitch.....	1102	24115	21. Dark Green Outline.....	5944	18205	6. Light Purple Detail.....	3040	16118
7. Dark Pink Detail.....	2508	10158	22. Dark Purple Outline.....	2905	16136	7. Dark Blue Detail.....	4103	14202
8. Red Detail.....	1701	12103	12523-10 Feather Flower			8. Pink Detail.....	2530	10145
9. Pink Detail.....	2530	10145	1. Light Gray Detail.....	0151	28112	9. Medium Purple Detail.....	2640	16124
10. White Linework & Detail.....	0101	28157	2. Yellow Detail.....	0311	22127	10. Green Detail.....	5633	18154
11. Yellow Tail Cover Stitch.....	0310	22124	3. Baby Blue Detail.....	3652	14124	11. Plum Detail.....	2504	16148
12. Red Upper Body & Wing Cover Stitch.....	1701	12103	4. Red Detail.....	1701	12103	12. Dark Red Detail.....	1902	12121
13. Beak, Eye & Legs.....	4174	28148	5. Light Green Detail.....	5822	18127	13. Dark Orange Detail.....	1301	24101
12523-05 Feather Appliqué 4			12523-11 Feather Flower			12523-12 Feather Circle		
1. Feather Placement Stitch.....	0151	28112	6. Light Purple Detail.....	3040	16118	1. Light Gray Detail.....	0151	28112
2. Cut Line & tackdown.....	0151	28112	7. Dark Blue Detail.....	4103	14202	2. Yellow Detail.....	0311	22127
3. Light Gray Detail.....	0151	28112	8. Pink Detail.....	2530	10145	3. Baby Blue Detail.....	3652	14124
4. Turquoise Detail.....	4111	14190	9. Medium Purple Detail.....	2640	16124	4. Red Detail.....	1701	12103
5. Plum detail.....	2504	16148	10. Green Detail.....	5633	18154	5. Light Green Detail.....	5822	18127
6. Dark Gray Detail.....	4174	28148	11. Plum Detail.....	2504	16148	6. Light Purple Detail.....	3040	16118
7. Shaft & linework.....	0101	28157	12. Dark Red Detail.....	1902	12121	7. Dark Blue Detail.....	4103	14202
8. Gray Cover Stitch.....	4073	28101	13. Dark Orange Detail.....	1301	24101	8. Pink Detail.....	2530	10145
			12523-12 Feather Flower			12523-13 Feather Circle		
			14. Dark Gray Detail.....	4174	28148	1. Light Gray Detail.....	0151	28112
			15. Dark Blue Green Detail.....	4410	14192	2. Yellow Detail.....	0311	22127
			16. Dark Green Detail.....	5944	18205	3. Light Green Detail.....	5822	18127
			17. Shafts & Linework.....	0101	28157	4. Light Purple Detail.....	3040	16118
			18. Gray Outline.....	4073	28101	5. Dark Blue Detail.....	4103	14202
			19. Dark Red Outline.....	1902	12121	6. Pink Detail.....	2530	10145
			20. Turquoise Outline.....	4111	14190	7. Medium Purple Detail.....	2640	16124
			21. Dark Green Outline.....	5944	18205	8. Green Detail.....	5633	18154
			22. Dark Purple Outline.....	2905	16136	9. Plum Detail.....	2504	16148
			12523-13 Feather Flower			12523-14 Feather Circle		
			1. Light Gray Detail.....	0151	28112	1. Light Gray Detail.....	0151	28112
			2. Yellow Detail.....	0311	22127	2. Yellow Detail.....	0311	22127
			3. Baby Blue Detail.....	3652	14124	3. Light Green Detail.....	5822	18127
			4. Red Detail.....	1701	12103	4. Light Purple Detail.....	3040	16118
			5. Light Green Detail.....	5822	18127	5. Dark Blue Detail.....	4103	14202
			6. Light Purple Detail.....	3040	16118	6. Pink Detail.....	2530	10145
			7. Dark Blue Detail.....	4103	14202	7. Medium Purple Detail.....	2640	16124
			8. Pink Detail.....	2530	10145	8. Green Detail.....	5633	18154
			9. Medium Purple Detail.....	2640	16124	9. Plum Detail.....	2504	16148
			10. Green Detail.....	5633	18154	10. Dark Red Detail.....	1902	12121
			11. Plum Detail.....	2504	16148	11. Dark Orange Detail.....	1301	24101
			12. Dark Red Detail.....	1902	12121	12. Dark Gray Detail.....	4174	28148
			13. Dark Orange Detail.....	1301	24101	13. Dark Green Detail.....	5944	18205
			14. Dark Gray Detail.....	4174	28148	14. Shafts & Linework.....	0101	28157
			15. Dark Blue Green Detail.....	4410	14192	15. Gray Outline.....	4073	28101
			16. Dark Green Detail.....	5944	18205	16. Dark Red Outline.....	1902	12121
			17. Shafts & Linework.....	0101	28157	17. Dark Green Outlines.....	5944	18205
			18. Gray Outline.....	4073	28101	18. Dark Purple Outline.....	2905	16136
			19. Dark Red Outline.....	1902	12121			
			20. Turquoise Outline.....	4111	14190			
			21. Dark Green Outline.....	5944	18205			
			22. Dark Purple Outline.....	2905	16136			



Kaleidoscope of Feathers

#12523 / 20 Designs

Listings below indicate color sample, stitching order and suggested thread color number. "I" refers to Isacord thread and "T" refers to Timeless thread. Colors beginning with 20501 refer to YLI Fine Metallics, 7 refer to Yenmet Metallic, 8 refer to YLI Variations Variegated Thread and 9 refer to Isacord Multicolor Variegated.

	I	T		I	T		I	T
12523-11 Feather 4			12523-15 Feather 6			12523-17 Feather 1 FSL		
1. Light Gray Detail0151 28112			1. Dark Orange Detail1301 24101			1. First layer4111 14190		
2. Dark Blue Detail4103 14202			2. Yellow Detail0311 22127			2. Second Layer4111 14190		
3. Plum Detail2504 16148			3. Orange Detail1102 24115			3. Shaft4103 14202		
4. Dark Gray Detail4174 28148			4. Shaft & Linework0101 28157			4. Basting Stitch0020 28151		
5. Shaft & Linework0101 28157			5. Orange Outline1102 24115					
6. Gray Outline4073 28101						12523-18 Feather 2 FSL		
12523-12 Feather Appliqué 5			12523-16 Feather Flower Jumbo			1. First Layer4111 14190		
1. Feather Placement Stitch5633 18154			1. Red Center Detail1701 12103			2. Second Layer4111 14190		
2. Cut Line & Tackdown5633 18154			2. Orange Center Detail & Outline1102 24115			3. Shaft4103 14202		
3. Dark Green Detail5944 18205			3. White Center Detail & Outline0101 28157			4. Basting Stitch0020 28151		
4. Green Detail5633 18154			4. Baby Blue Detail3652 14124					
5. Light Green Detail5822 18127			5. Light Purple Detail3040 16118			12523-19 Feather 3 FSL		
6. Shaft & Linework0101 28157			6. Pink Detail2530 10145			1. Bottom Dark Pink Detail2508 10158		
7. Green Cover Stitch5633 18154			7. Red Detail1701 12103			2. Middle Pink Detail2530 10145		
12523-13 Feather 5			8. Light Green Detail5822 18127			3. Top Plum Detail2504 16148		
1. Dark Green Detail5944 18205			9. Turquoise Detail4111 14190			4. Shaft3151 16106		
2. Green Detail5633 18154			10. Dark Blue Detail4103 14202			5. Basting Stitch0020 28151		
3. Light Green Detail5822 18127			11. Dark Purple Detail2905 16136					
4. Shaft & Linework0101 28157			12. Dark Red Detail1902 12121			12523-20 Feather 4 FSL		
5. Green Outline5633 18154			13. Dark Orange Detail1301 24101			1. White Stripes0101 28157		
12523-14 Feather Appliqué 6			14. Yellow Detail0311 22127			2. Dark Purple Stripes2905 16136		
1. Feather Placement Stitch1102 24115			15. Orange Detail1102 24115			3. Shaft3151 16106		
2. Cut Line & Tackdown1102 24115			16. Dark Blue Green Detail4410 14192			4. Basting Stitch0020 28151		
3. Dark Orange Detail1301 24101			17. Green Detail5633 18154					
4. Yellow Detail0311 22127			18. Dark Green Detail5944 18205					
5. Orange Detail1102 24115			19. Dark Brown Detail1344 26130					
6. Shaft & Linework0101 28157			20. Shafts & Linework0101 28157					
7. Orange Cover Stitch1102 24115			21. Dark Blue Outline4103 14202					
			22. Pink Outline2530 10145					
			23. Orange Outline1102 24115					
			24. Green Outline5633 18154					
			25. Dark Red Outline1902 12121					
			26. Dark Purple Outline2905 16136					

Sew these fun feathers in a kaleidoscope of colors, or go with a set of neutral tones. Make jewelry using other FSL pieces, or a fun mask. You can add them to any table setting or use them to accentuate a FSL Dreamcatcher! Use these instructions for FSL designs 12523-17 – 12523-20.

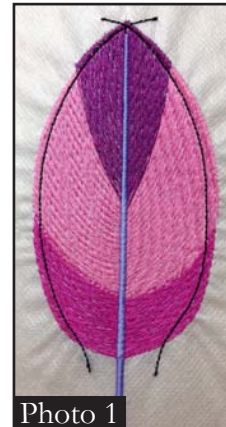
Supplies

- Wash-away stabilizer
- Thread
- Paper towels or napkins
- A book or something flat and heavy

Steps

1. Hoop two layers of wash-away stabilizer and stitch the feather design, including basting stitch. The basting stitch will hold the thread in place until the feather is dry after washing. **Photo 1**
2. Cut the stabilizer as close to the edge of design as possible without cutting the thread.
3. Hold the feather flat in the palm of your hand and run warm water over feather. Do not rinse away all of the stabilizer, this will help maintain feather shape.
4. Place feather on paper towels, and use another layer of paper towels to press as much water out as possible.
5. Place the feather (sandwiched between two dry paper towels or napkins) under something flat and heavy like a book. Make sure to straighten the shaft of the feather if it is a little crooked after rinsing.

TIP: Do not let the feather sit for more than 20 minutes without checking it. Since this method leaves quite a bit of stabilizer, the sticky residue may stick to paper towels if you do not move it occasionally.
6. Once feather is completely dry, trim inside the basting stitch to desired shape using sharp scissors. Use basting stitch as a guide to make both sides of the feather even. **Photo 2**




Pre-Cut Appliqué Instructions

1. Print out the necessary pages from the PDF of the appliqué pattern(s).
2. Mark the right side of the pattern pieces so you'll know which direction to lay the pattern on the fabric.
3. Lightly spray the wrong side of the pattern pieces with temporary adhesive spray and allow it to set for a few minutes.
4. Place the pattern pieces on the right side of the fabric and carefully cut them out. **PHOTO 1**
5. Sew the placement stitch on your hooped fabric. **PHOTO 2**
6. With the paper still stuck to the right side of the appliqué fabric, spray the wrong side of the fabric with temporary spray adhesive.
7. Place the fabric inside the sewing placement stitch so that it matches the stitching line, and then remove the paper pattern. **PHOTO 3**
8. Sew the tackdown. **PHOTO 4**
9. Sew the remainder of the design and repeat for any remaining pieces. **PHOTO 5**

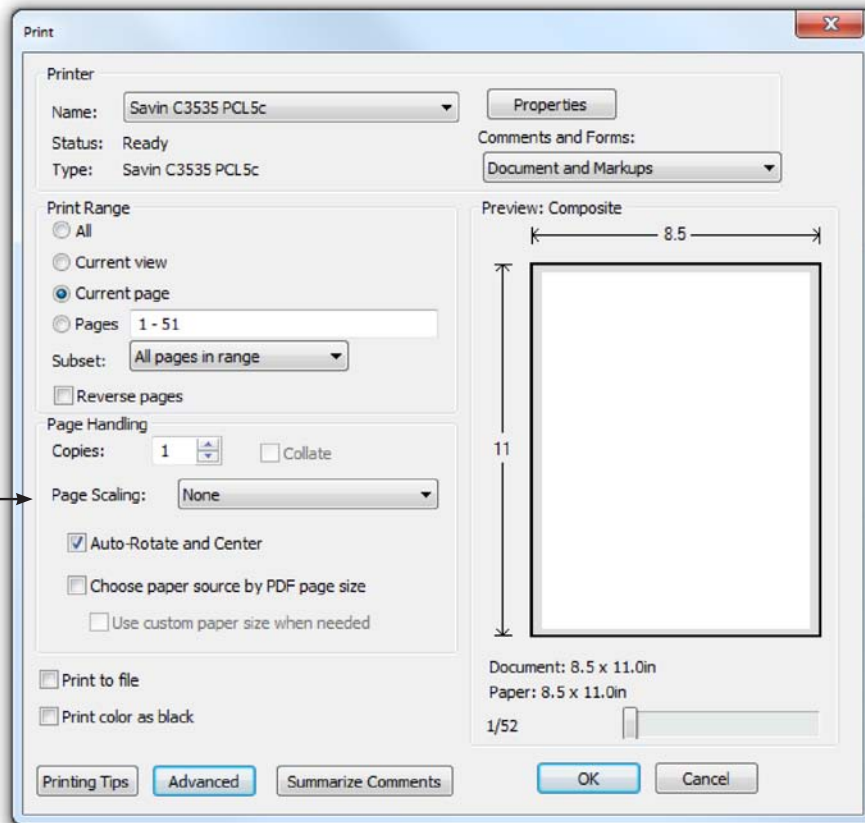
NOTE: The patterns are sized for the designs as they were made. If you resize the design, you will need to resize the pattern the same amount. You can print out the pattern at the normal size then copy it on a copy machine at the changed size. For example, resize the designs to 80%, resize the printed pattern to 80%.

TIP: When Printing the patterns, make sure that the "Fit to page" option is UNCHECKED in the Print Dialog Box. If this option is checked the printed patterns will not be actual size.



ATTENTION

When printing this document, any page scaling or page fitting options in your print dialog box must be turned OFF or set to NONE so that your files will print out at their actual size. Images not printed at actual size will not function as intended.



TO SAVE PAPER

Only print the desired image by navigating to the image's page, go to File > Print and select "Current page" in the print dialog box. Repeat for each desired image.

