

Note: Some designs in this collection may have been created using unique special stitches and/or techniques. To preserve design integrity when rescaling or rotating designs in your software, always rescale or rotate designs using the handles directly on-screen.



12627-01 Doodle Butterfly & Flower

4.81 X 5.55 in.
122.17 X 140.97 mm
17,422 St.



12627-02 Doodle Mushroom & Flower

4.83 X 5.24 in.
122.68 X 133.10 mm
15,144 St.



12627-03 Doodle Ladybug & Flower

4.78 X 5.53 in.
121.41 X 140.46 mm
16,973 St.



12627-04 Doodle Flower 1

4.76 X 5.63 in.
120.90 X 143.00 mm
14,085 St.



12627-05 Doodle Flower 2

3.67 X 3.92 in.
93.218 X 99.57 mm
8,685 St.



12627-06 Doodle Flower 3

2.46 X 2.47 in.
62.48 X 62.74 mm
4,851 St.



12627-07 Doodle Flowers 1

4.79 X 6.21 in.
121.67 X 157.73 mm
16,624 St.



12627-08 Doodle Flowers 2

4.05 X 4.66 in.
102.87 X 118.36 mm
12,163 St.




12627-09 Doodle Flowers 3

3.79 X 4.52 in.
96.27 X 114.81 mm
8,251 St.



12627-10 Doodle Vine 1

4.10 X 5.54 in.
104.14 X 140.72 mm
12,646 St.



12627-11 Doodle Vine 2

2.95 X 5.14 in.
74.93 X 130.56 mm
8,665 St.




12627-12 Doodle Butterfly 1

4.77 X 4.78 in.
121.16 X 121.41 mm
12,192 St.

Note: Some designs in this collection may have been created using unique special stitches and/or techniques. To preserve design integrity when rescaling or rotating designs in your software, always rescale or rotate designs using the handles directly on-screen.



12627-13 Doodle Butterfly 2
2.85 X 3.12 in.
72.39 X 79.25 mm
5,251 St.



12627-14 Doodle Ladybug
2.70 X 3.18 in.
68.58 X 80.77 mm
5,121 St.



12627-15 Doodle Caterpillar
2.34 X 5.34 in.
59.44 X 135.64 mm
6,058 St.



12627-16 Doodle Snail
3.62 X 2.90 in.
91.95 X 73.66 mm
7,706 St.



12627-17 Doodle Mushroom
2.51 X 3.75 in.
63.75 X 95.25 mm
4,998 St.



12627-18 Doodle Medallion
4.83 X 4.87 in.
122.68 X 123.70 mm
19,002 St.



12627-19 Doodle Circle
2.74 X 2.75 in.
69.60 X 69.85 mm
5,665 St.



12627-20 Doodle Circle Mini
1.13 X 1.20 in.
28.70 X 30.48 mm
1,532 St.




12627-21 Doodle Leaf Mini
1.29 X 1.65 in.
32.77 X 41.91 mm
1,347 St.



12627-22 Doodle Flower Border
2.63 X 6.81 in.
66.80 X 172.97 mm
9,193 St.



12627-23 Doodle Flower Corner
3.92 X 3.79 in.
99.57 X 96.27 mm
8,590 St.



12627-24 Doodle Flower FSL
3.09 X 3.15 in.
78.47 X 80.01 mm
17,307 St.

Note: Some designs in this collection may have been created using unique special stitches and/or techniques. To preserve design integrity when rescaling or rotating designs in your software, always rescale or rotate designs using the handles directly on-screen.



12627-25 Doodle Butterfly FSL

3.19 X 2.96 in.
81.03 X 75.18 mm
14,358 St.

Listings below indicate color sample, stitching order and suggested thread color number. Most numbers indicate Isacord thread. Colors beginning with 20501 refer to YLI Fine Metallics, 7 refer to Yenmet Metallic, 8 refer to YLI Variations Variegated Thread and 9 refer to Isacord Multicolor Variegated.

12627-01 Doodle Butterfly & Flower ■ 1. Floral Design 2640 ■ 2. Butterfly 5230	12627-09 Doodle Flowers 3 ■ 1. Single Color Design 2320	12627-18 Doodle Medallion ■ 1. Outer Petals 2320 ■ 2. Inner Circle 5230
12627-02 Doodle Mushroom & Flower ■ 1. Mushroom 2320 ■ 2. Floral Design 5230	12627-10 Doodle Vine 1 ■ 1. Single Color Design 2640	12627-19 Doodle Circle ■ 1. Single Color Design 2320
12627-03 Doodle Ladybug & Flower ■ 1. Floral Design 2640 ■ 2. Ladybug 2320	12627-11 Doodle Vine 2 ■ 1. Single Color Design 5230	12627-20 Doodle Circle Mini ■ 1. Single Color Design 2640
12627-04 Doodle Flower 1 ■ 1. Single Color Design 2640	12627-12 Doodle Butterfly 1 ■ 1. Single Color Design 2320	12627-21 Doodle Leaf Mini ■ 1. Single Color Design 5230
12627-05 Doodle Flower 2 ■ 1. Single Color Design 5230	12627-13 Doodle Butterfly 2 ■ 1. Single Color Design 2640	12627-22 Doodle Flower Border ■ 1. Single Color Design 2320
12627-06 Doodle Flower 3 ■ 1. Single Color Design 2320	12627-14 Doodle Ladybug ■ 1. Single Color Design 5230	12627-23 Doodle Flower Corner ■ 1. Single Color Design 2640
12627-07 Doodle Flowers 1 ■ 1. Single Color Design 2640	12627-15 Doodle Caterpillar ■ 1. Single Color Design 2320	12627-24 Doodle Flower FSL ■ 1. Lace Fills 5230 ■ 2. Outlines 2640
12627-08 Doodle Flowers 2 ■ 1. Single Color Design 5230	12627-16 Doodle Snail ■ 1. Single Color Design 2640	12627-25 Doodle Butterfly FSL ■ 1. Lace Fills 5230 ■ 2. Outlines 2320
12627-17 Doodle Mushroom ■ 1. Single Color Design 5230		

Isacord Thread Colors Used in “Doodles Abloom”

Collection #12627

2320 Raspberry

2640 Frosted Plum

5230 Bottle Green

General Freestanding Lace Guidelines

Supplies:

Embroidery Thread:

- Use the same embroidery thread in the bobbin as the needle.

Needles:

- Use an Organ 80/12 Titanium needle for extended needle life.

Stabilizer:

- Use water-soluble stabilizer or film water-soluble stabilizer.

Handy Hints:

For Stiffer Lace:

- DO NOT rinse away all of the stabilizer for a “stiffer” lace. Note that the thread may appear a shade darker if stabilizer is not removed completely.
- If you happen to wash too much out, easily re-stiffen by diluting some stabilizer scraps in water and dipping the item in the solution.

For Very Soft Lace:

- Cut away excess stabilizer. Remove remaining stabilizer by rinsing under warm running water until all traces of the stabilizer are gone. **Note:** If lace should become too limp to work with, dissolve stabilizer scraps in warm water and apply to the lace.

Drying Lace:

- The lace looks best when left to dry completely. Lay lace piece with right side down to dry. This will minimize the tendency for the lace to curl. Be sure to flatten the piece out entirely and allow ample time to dry.

General Instructions

1. Hoop two layers of water-soluble stabilizer.
2. Attach the hoop to the machine and select the design of your choice.
3. Stitch the design.
4. Remove the hoop from the machine and the design from the hoop. Trim excess stabilizer from the design.
5. Rinse away remaining stabilizer and allow it to dry.