

Note: Some designs in this collection may have been created using unique special stitches and/or techniques. To preserve design integrity when rescaling or rotating designs in your software, always rescale or rotate designs using the handles directly on-screen.



12663-01 1 month FSA
3.62 X 3.63 in.
91.95 X 92.20 mm
11,047 St.



12663-02 2 months FSA
3.62 X 3.63 in.
91.95 X 92.20 mm
12,717 St.



12663-03 3 months FSA
3.62 X 3.63 in.
91.95 X 92.20 mm
12,744 St.



12663-04 4 months FSA
3.62 X 3.63 in.
91.95 X 92.20 mm
12,744 St.



12663-05 5 months FSA
3.62 X 3.63 in.
91.95 X 92.20 mm
12,806 St.



12663-06 6 months FSA
3.62 X 3.63 in.
91.95 X 92.20 mm
12,806 St.



12663-07 7 months FSA
3.62 X 3.63 in.
91.95 X 92.20 mm
11,807 St.



12663-08 8 months FSA
3.62 X 3.63 in.
91.95 X 92.20 mm
12,909 St.



12663-09 9 months FSA
3.62 X 3.63 in.
91.95 X 92.20 mm
12,610 St.



12663-10 10 months FSA
3.62 X 3.63 in.
91.95 X 92.20 mm
14,050 St.

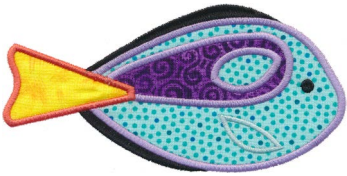


12663-11 11 months FSA
3.62 X 3.63 in.
91.95 X 92.20 mm
12,716 St.



12663-12 1 year FSA
3.62 X 3.63 in.
91.95 X 92.20 mm
12,716 St.

Note: Some designs in this collection may have been created using unique special stitches and/or techniques. To preserve design integrity when rescaling or rotating designs in your software, always rescale or rotate designs using the handles directly on-screen.



12663-13 Fish Appliqué
4.51 X 2.22 in.
114.55 X 56.39 mm
6,469 St.



12663-14 Anchor Appliqué
3.78 X 4.51 in.
96.01 X 114.55 mm
6,835 St.



12663-15 Whale Appliqué
4.37 X 2.76 in.
111.00 X 70.10 mm
4,839 St.



12663-16 Cowboy Hat Appliqué
4.37 X 2.76 in.
111.00 X 70.10 mm
4,839 St.



12663-17 Horse Appliqué
4.42 X 4.23 in.
112.27 X 107.44 mm
6,528 St.




12663-18 Musical Note Appliqué
3.51 X 3.30 in.
89.15 X 83.82 mm
4,322 St.



12663-19 Heart Appliqué
4.01 X 3.33 in.
101.85 X 84.58 mm
4,694 St.



12663-20 Clover Appliqué
3.60 X 4.01 in.
91.44 X 101.85 mm
4,957 St.



12663-21 Elephant Appliqué
4.51 X 2.94 in.
114.55 X 74.68 mm
4,464 St.



12663-22 Giraffe Appliqué
3.11 X 4.76 in.
78.99 X 120.90 mm
5,674 St.



12663-23 Puppy Appliqué
4.01 X 2.56 in.
101.85 X 65.02 mm
7,512 St.



12663-24 Kitten Appliqué
3.43 X 3.46 in.
87.12 X 87.88 mm
6,620 St.

Note: Some designs in this collection may have been created using unique special stitches and/or techniques. To preserve design integrity when rescaling or rotating designs in your software, always rescale or rotate designs using the handles directly on-screen.



12663-25 Ice Cream Cone Appliqué
 1.81 X 4.01 in.
 45.97 X 101.85 mm
 3,453 St.



12663-26 Necklace Appliqué
 4.01 X 2.87 in.
 101.85 X 72.90 mm
 4,121 St.



12663-27 Tie Appliqué
 1.86 X 4.76 in.
 47.24 X 120.90 mm
 2,755 St.

Listings below indicate color sample, stitching order and suggested thread color number. Most numbers indicate Isacord thread. Colors beginning with 20501 refer to YLI Fine Metallics, 7 refer to Yenmet Metallic, 8 refer to YLI Variations Variegated Thread and 9 refer to Isacord Multicolor Variegated.

12663-01 1 month FSA

1. Outer Circle Placement Stitch.....	5650
2. Cut Line and Tackdown.....	5650
3. Inner Circle Placement Stitch.....	5650
4. Cut Line and Tackdown.....	5650
5. Number Detail and Outer Edge.....	5730
6. Number Stripes.....	0640
7. Number Outline and Letters.....	5650
8. Back Cut Line and Tackdown.....	5650
9. Cover Stitches.....	5650

12663-02 2 months FSA

1. Outer Circle Placement Stitch.....	1140
2. Cut Line and Tackdown.....	1140
3. Inner Circle Placement Stitch.....	1140
4. Cut Line and Tackdown.....	1140
5. Number Detail, Letters and Outer Edge.....	1800
6. Number.....	1521
7. Number Outline and Stripes.....	1140
8. Back Cut Line and Tackdown.....	1140
9. Cover Stitches.....	1140

12663-03 3 months FSA

1. Outer Circle Placement Stitch.....	4250
2. Cut Line and Tackdown.....	4250
3. Inner Circle Placement Stitch.....	4250
4. Cut Line and Tackdown.....	4250
5. Number Detail and Outer Edge.....	4620
6. Number Stripes.....	4531
7. Number Outline and Letters.....	4250
8. Back Cut Line and Tackdown.....	4250
9. Cover Stitches.....	4250

12663-04 4 months FSA

1. Outer Circle Placement Stitch.....	5650
2. Cut Line and Tackdown.....	5650
3. Inner Circle Placement Stitch.....	5650
4. Cut Line and Tackdown.....	5650
5. Number, Letters and Outer Edge.....	5730
6. Number Stripes.....	0640
7. Number Outline.....	5650
8. Back Cut Line and Tackdown.....	5650
9. Cover Stitches.....	5650

12663-05 5 months FSA

1. Outer Circle Placement Stitch.....	1140
2. Cut Line and Tackdown.....	1140
3. Inner Circle Placement Stitch.....	1140
4. Cut Line and Tackdown.....	1140
5. Outer Edge.....	1800
6. Number Detail.....	1521
7. Number Outline and Letters.....	1140
8. Back Cut Line and Tackdown.....	1140
9. Cover Stitches.....	1140

12663-06 6 months FSA

1. Outer Circle Placement Stitch.....	4250
2. Cut Line and Tackdown.....	4250
3. Inner Circle Placement Stitch.....	4250
4. Cut Line and Tackdown.....	4250
5. Number Detail and Outer Edge.....	4620
6. Number Stripes.....	4531
7. Number Outlines and Letters.....	4250
8. Back Cut Line and Tackdown.....	4250
9. Cover Stitches.....	4250

12663-07 7 months FSA

1. Outer Circle Placement Stitch.....	5650
2. Cut Line and Tackdown.....	5650
3. Inner Circle Placement Stitch.....	5650
4. Cut Line and Tackdown.....	5650
5. Number and Outer Edge.....	5730
6. Number Detail.....	0640
7. Number Outline and Letters.....	5650
8. Back Cut Line and Tackdown.....	5650
9. Cover Stitches.....	5650

12663-08 8 months FSA

1. Outer Circle Placement.....	1140
2. Cut Line and Tackdown.....	1140
3. Inner Circle Placement Stitch.....	1140
4. Cut Line and Tackdown.....	1140
5. Letters, Number Detail and Outer Edge.....	1800
6. Number.....	1521
7. Number Stripes and Outline.....	1140
8. Back Cut Line and Tackdown.....	1140
9. Cover Stitches.....	1140

12663-09 9 months FSA

1. Outer Circle Placement Stitch.....	4250
2. Cut Line and Tackdown.....	4250
3. Inner Circle Placement Stitch.....	4250
4. Cut Line and Tackdown.....	4250
5. Number and Outer Edge.....	4620
6. Number Detail.....	4531
7. Number Outline and Letters.....	4250
8. Back Cut Line and Tackdown.....	4250
9. Cover Stitches.....	4250

12663-10 10 months FSA

1. Outer Circle Placement Stitch.....	5650
2. Cut Line and Tackdown.....	5650
3. Inner Circle Placement Stitch.....	5650
4. Cut Line and Tackdown.....	5650
5. Number and Outer Edge.....	5730
6. Number Detail.....	0640
7. Number Outlines and Letters.....	5650
8. Back Cut Line Tackdown.....	5650
9. Cover Stitches.....	5650

12663-11 11 months FSA

1. Outer Circle Placement Stitch.....	1140
2. Cut Line and Tackdown.....	1140
3. Inner Circle Placement Stitch.....	1140
4. Cut Line and Tackdown.....	1140
5. Letters Detail and Outer Edge.....	1800
6. Number.....	1521
7. Number Detail.....	1140
8. Back Cut Line and Tackdown.....	1140
9. Cover Stitches.....	1140

12663-12 1 year FSA

1. Outer Circle Placement Stitch.....	4250
2. Cut Line and Tackdown.....	4250
3. Inner Circle Placement Stitch.....	4250
4. Cut Line and Tackdown.....	4250
5. Outer Edge and Number.....	4620
6. Number Detail.....	4531
7. Number Outline and Letters.....	4250
8. Back Cut Line and Tackdown.....	4250
9. Cover Stitches.....	4250

12663-13 Fish Appliqué

1. Fish Placement Stitch.....	3030
2. Cut Line and Tackdown.....	3030
3. Side Placement Stitch.....	3030
4. Cut Line and Tackdown.....	3030
5. Tail Fin Placement Stitch.....	1521
6. Cut Line and Tackdown.....	1521
7. Black Fin Detail and Eye.....	0020
8. Body and Side Cover Stitch.....	3030
9. Tail Fin Cover Stitch.....	1521
10. Small Fin.....	4250

12663-14 Anchor Appliqué

1. Anchor Placement Stitch.....	5730
2. Cut Line and Tackdown.....	5730
3. Cover Stitch.....	5730

12663-15 Whale Appliqué

1. Underside Placement Stitch.....	1140
2. Cut Line and Tackdown.....	1140
3. Whale Placement Stitch.....	3631
4. Cut Line and Tackdown.....	3631
5. Body and Fin Cover Stitch.....	3631
6. Underside Cover Stitch.....	1140
7. Eye.....	0020

12663-16 Cowboy Hat Appliqué

1. Hat Placement Stitch.....	1032
2. Cut Line and Tackdown.....	1032
3. Hat Band Placement Stitch.....	4250
4. Cut Line and Tackdown.....	4250
5. Hat Band Cover Stitch.....	4250
6. Hat Cover Stitch.....	1032

12663-17 Horse Appliqué

1. Horse Placement Stitch.....	1252
2. Cut Line and Tackdown.....	1252
3. Cover Stitch.....	1252
4. Eye.....	0020
5. Ear Detail.....	1140

12663-18 Musical Note Appliqué

1. Note Placement Stitch.....	4250
2. Cut Line and Tackdown.....	4250
3. Note Cover Stitch.....	4250

12663-19 Heart Appliqué

1. Outer Heart Placement Stitch.....	3030
2. Cut Line and Tackdown.....	3030
3. Outer Heart Cover Stitch.....	3030
4. Inner Heart Placement Stitch.....	0015
5. Cut Line and Tackdown.....	0015
6. Inner Heart Cover Stitch.....	0015

12663-20 Clover Appliqué

1. Clover Placement Stitch.....	5730
2. Cut Line and Tackdown.....	5730
3. Clover Cover Stitch.....	5730

12663-21 Elephant Appliqué

1. Body Placement.....	1140
2. Cut Line and Tackdown.....	1140
3. Ear Placement.....	1140
4. Cut Line and Tackdown.....	1140
5. Tail.....	3631
6. Cover Stitch.....	1140
7. Eye.....	0020



Baby Tee Appliqués

#12663 / 27 Designs

Listings below indicate color sample, stitching order and suggested thread color number. Most numbers indicate Isacord thread. Colors beginning with 20501 refer to YLI Fine Metallics, 7 refer to Yenmet Metallic, 8 refer to YLI Variations Variegated Thread and 9 refer to Isacord Multicolor Variegated.

12663-22 Giraffe Appliqué

1. Giraffe Placement Stitch.....	0781
2. Cut Line and Tackdown.....	0781
3. Head Detail.....	0934
4. Mane and Tail.....	1521
5. Spots.....	1140
6. Giraffe Cover Stitch.....	0781
7. Eye.....	0020

12663-23 Puppy Appliqué

1. Head Placement Stitch.....	0934
2. Cut Line and Tackdown.....	0934
3. Ears and Muzzle Placement Stitch.....	3631
4. Cut Line and Tackdown.....	3631
5. Head Cover Stitch.....	0934
6. Eyes.....	0015
7. Ears/Eyes/and Muzzle Cover Stitch.....	3631
8. Eyes and Nose.....	0020

12663-24 Kitten Appliqué

1. Head Placement Stitch.....	3030
2. Cut Line and Tackdown.....	3030
3. Head Cover Stitch.....	3030
4. Muzzle Placement Stitch.....	1430
5. Cut Line and Tackdown.....	1430
6. Muzzle Cover Stitch.....	1430
7. Nose.....	1521
8. Eyes Placement Stitch.....	5740
9. Cut Line and Tackdown.....	5740
10. Eyes Cover Stitch.....	5740
11. Eyes.....	0020

12663-25 Ice Cream Cone Appliqué

1. Cone Placement Stitch.....	0741
2. Cut Line and Tackdown.....	0741
3. Middle Scoop Placement Stitch.....	1140
4. Cut Line and Tackdown.....	1140
5. Top Scoop Placement Stitch.....	3631
6. Cut Line and Tackdown.....	3631
7. Cone Cover Stitch.....	0741
8. Middle Scoop Cover Stitch.....	1140
9. Top Scoop Cover Stitch.....	3631

12663-26 Necklace Appliqué

1. Necklace String.....	3631
2. Red Necklace Detail.....	1800
3. Beads Placement Stitch.....	1430
4. Cut Line and Tackdown.....	1430
5. Light Orange Cover Stitch.....	1430
6. Light Purple Cover Stitch.....	3030
7. Yellow Cover Stitch.....	0713

12663-27 Tie Appliqué

1. Tie Placement Stitch.....	5730
2. Cut Line and Tackdown.....	5730
3. Tie Cover Stitch.....	5730

Isacord Thread Colors Used in “Baby Tee Appliqués”

Collection #12663


0015 White	1032 Bronze	3631 Tufts Blue
0020 Black	1140 Meringue	4250 Snomoon
0640 Parchment	1252 Dark Tan	4531 Caribbean
0713 Lemon	1430 Melon	4620 Jade
0741 Wheat	1521 Flamingo	5650 Spring Frost
0781 Candlewick	1800 Wildfire	5730 Apple Green
0934 Fawn	3030 Amethyst	5740 Mint

Pre-Cut Appliqué Instructions

1. Print out the necessary pages from the PDF of the appliqué pattern(s).
2. Mark the right side of the pattern pieces so you'll know which direction to lay the pattern on the fabric.
3. Lightly spray the wrong side of the pattern pieces with temporary adhesive spray and allow it to set for a few minutes.
4. Place the pattern pieces on the right side of the fabric and carefully cut them out. **PHOTO 1**
5. Sew the placement stitch on your hooped fabric. **PHOTO 2**
6. With the paper still stuck to the right side of the appliqué fabric, spray the wrong side of the fabric with temporary spray adhesive.
7. Place the fabric inside the placement stitch, so that it completely covers the placement stitch and then remove the paper pattern. **PHOTO 3**
8. Sew the tackdown. **PHOTO 4**
9. Sew the remainder of the design and repeat for any remaining pieces. **PHOTO 5**


NOTE: The patterns are sized for the designs as they were made. If you resize the design, you will need to resize the pattern the same amount. You can print out the pattern at the normal size then copy it on a copy machine at the changed size. For example, resize the designs to 80%, resize the printed pattern to 80%.

TIP: When Printing the patterns, make sure that the “Fit to page” option is **UNCHECKED** in the Print Dialog Box. If this option is checked the printed patterns will not be actual size.



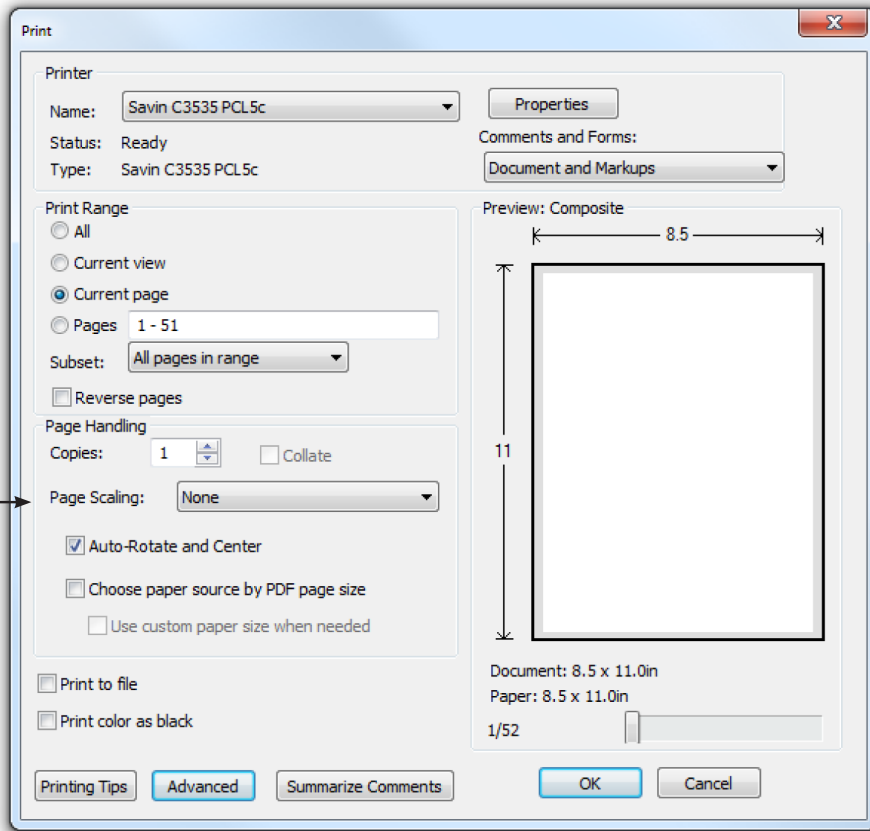
Cut-in-Place Appliqué Instructions

1. Hoop your fabric and backing.
2. Sew the placement stitch. **PHOTO 1**
3. Place a piece of appliqué fabric over the placement stitch so that it is completely covered.
4. Sew the cut line & tackdown.
5. Carefully cut away the excess appliqué fabric. **PHOTO 2**
6. Sew the remainder of the design and repeat for any remaining pieces. **PHOTO 3**



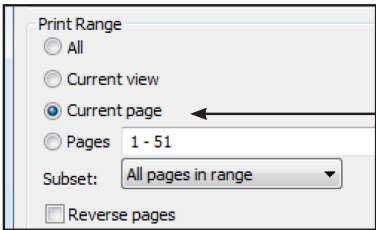
ATTENTION

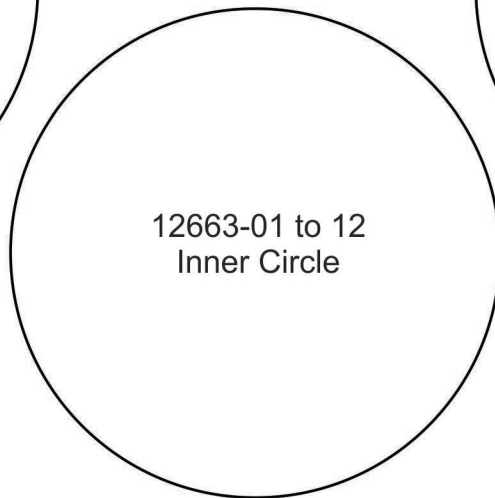
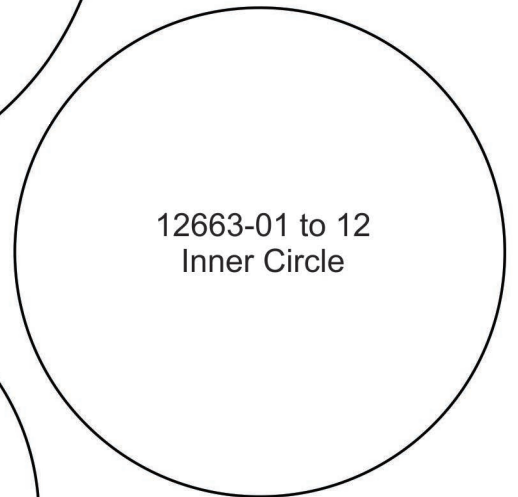
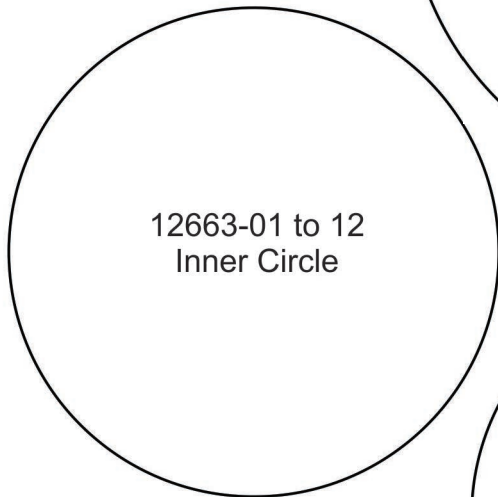
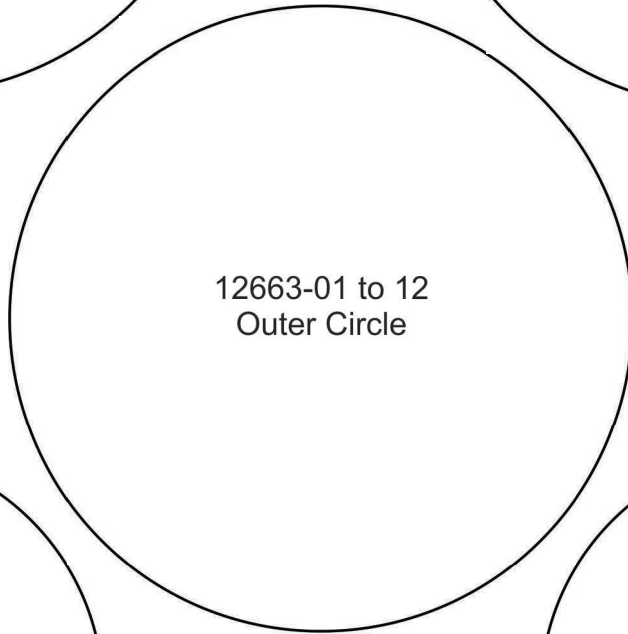
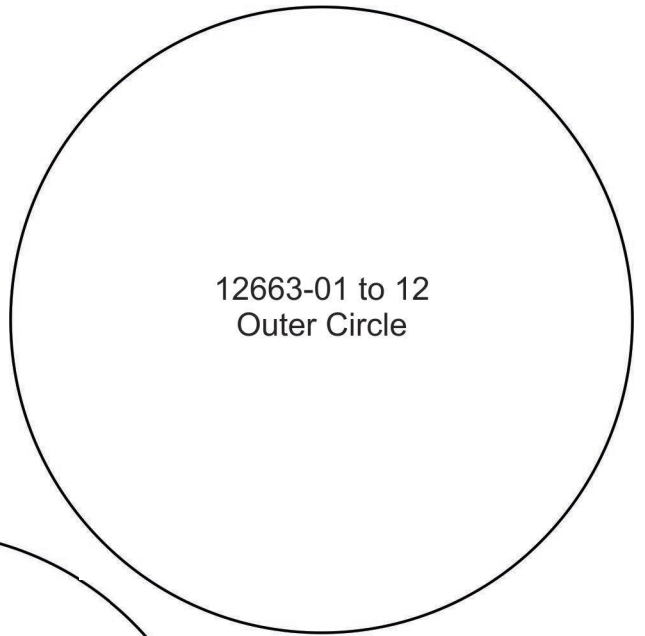
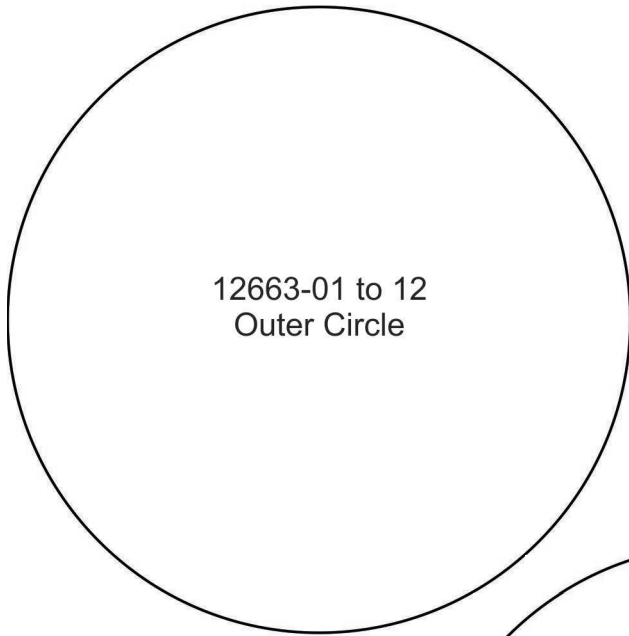
When printing this document, any page scaling or page fitting options in your print dialog box must be turned OFF or set to NONE so that your files will print out at their actual size. Images not printed at actual size will not function as intended.

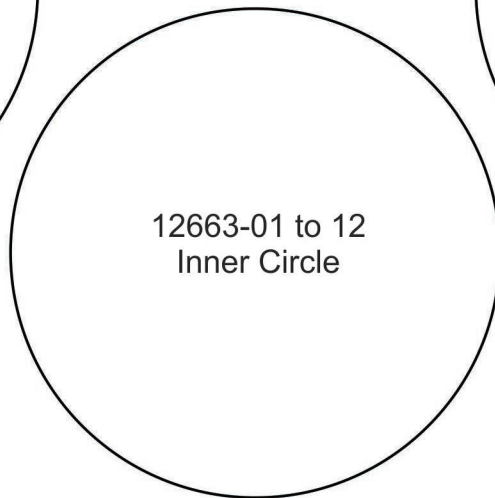
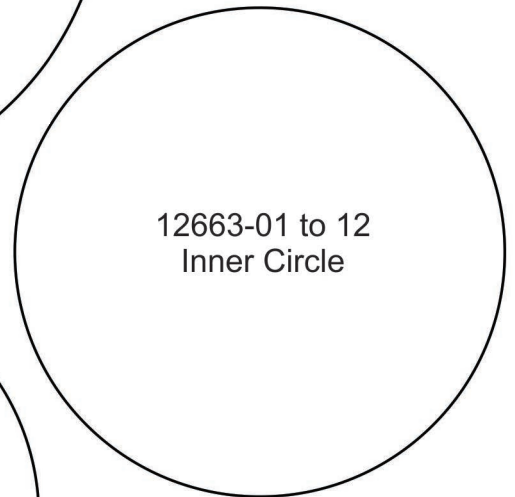
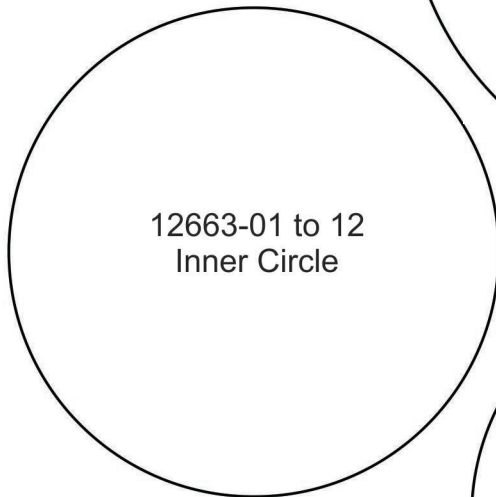
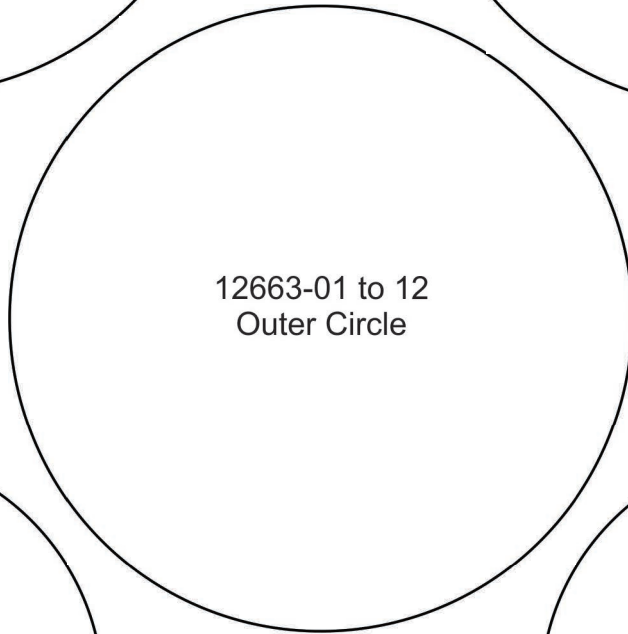
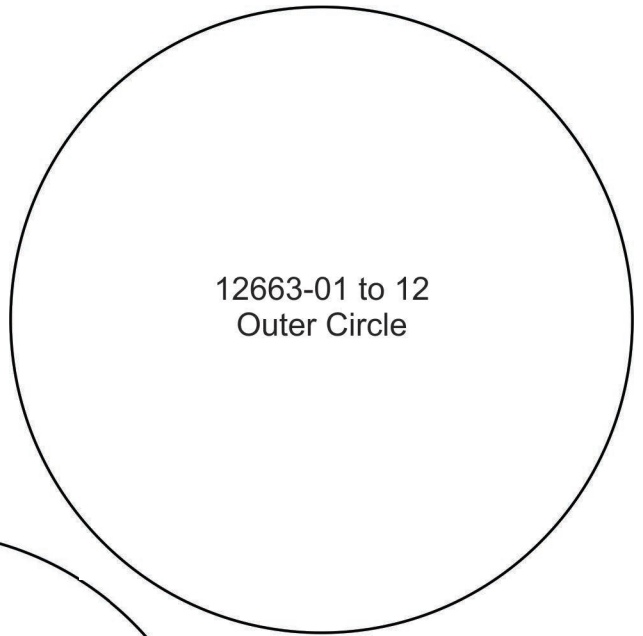
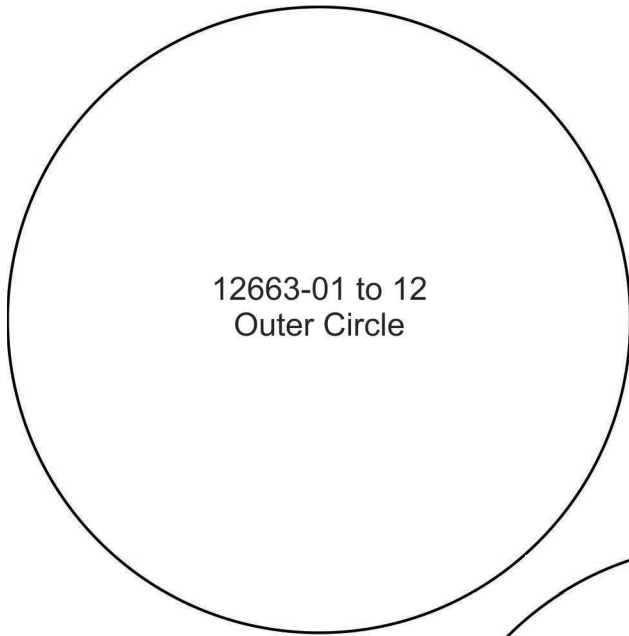


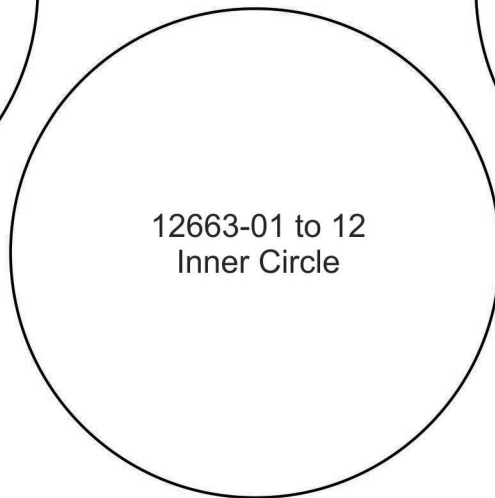
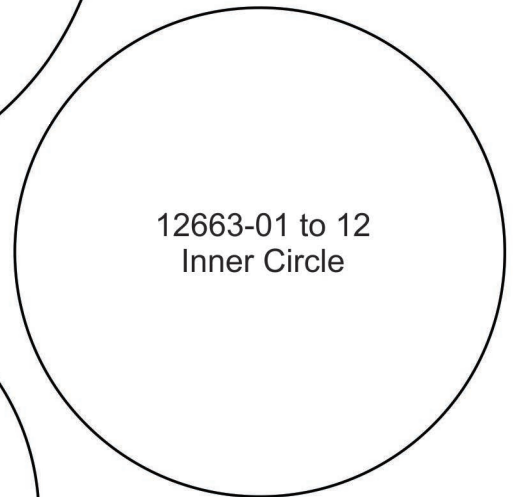
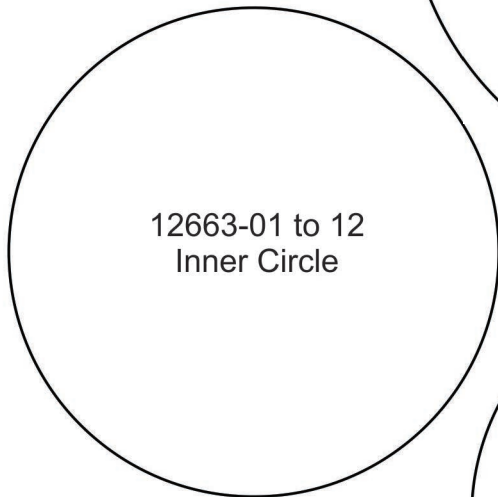
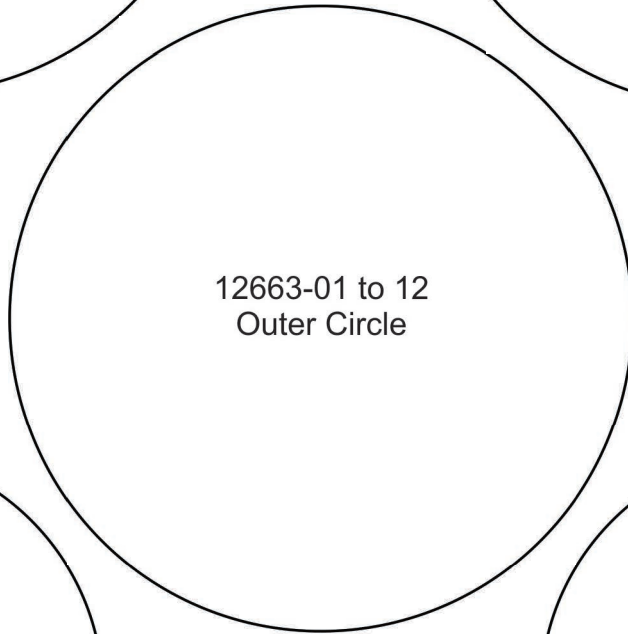
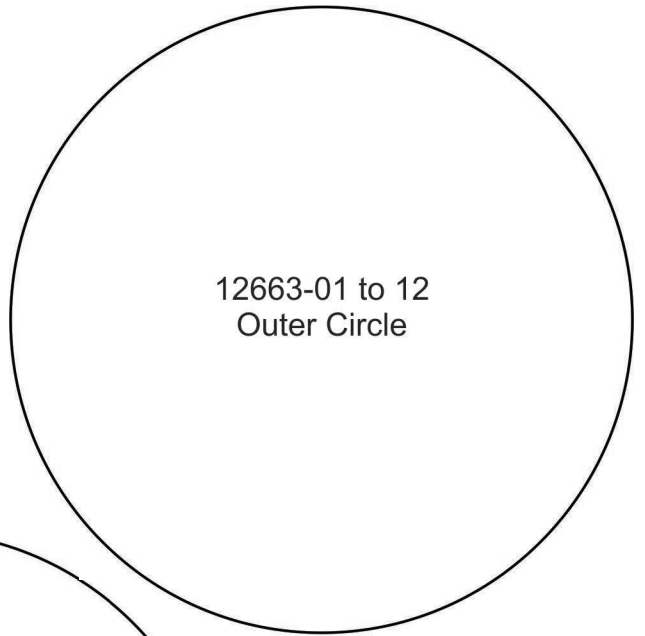
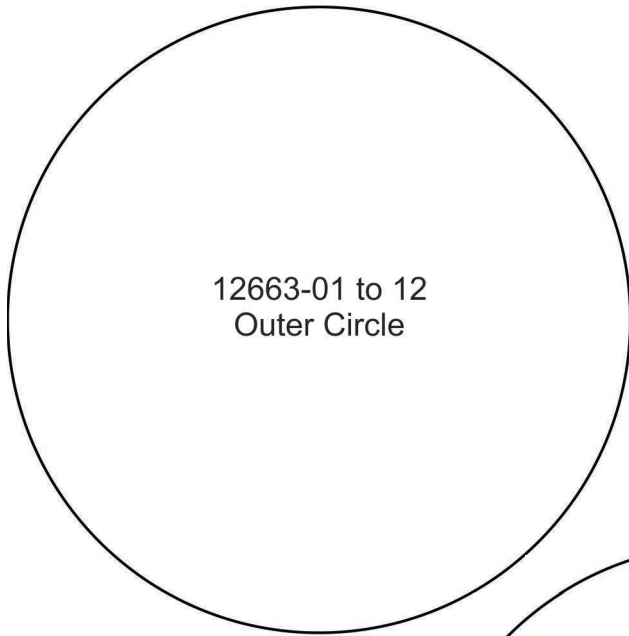
TO SAVE PAPER

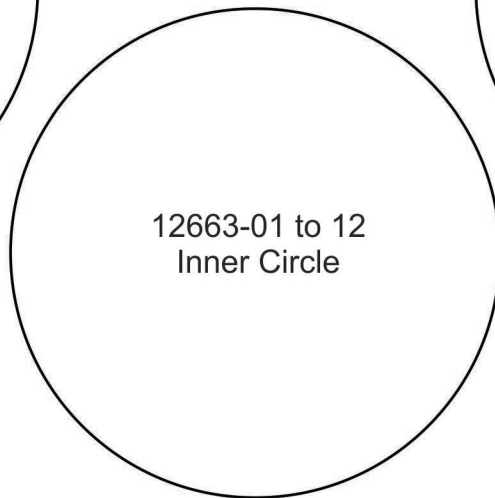
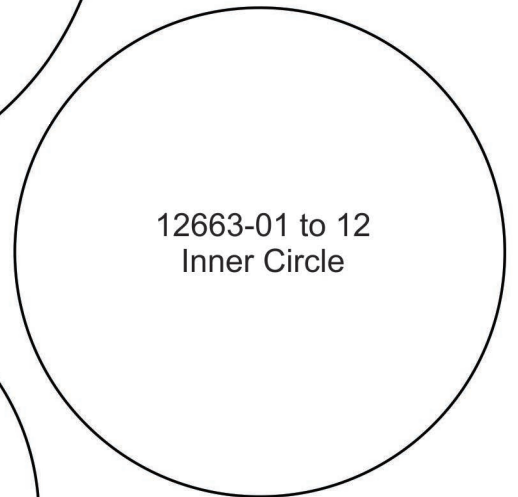
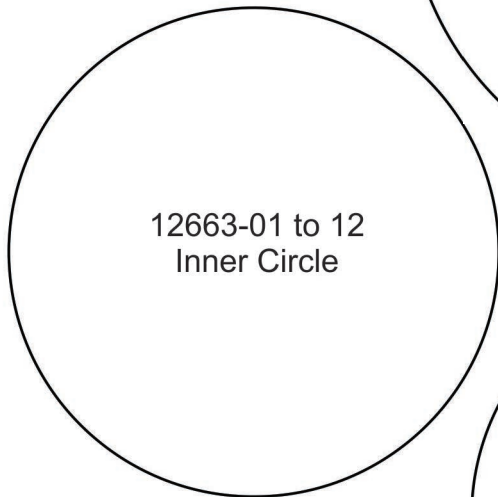
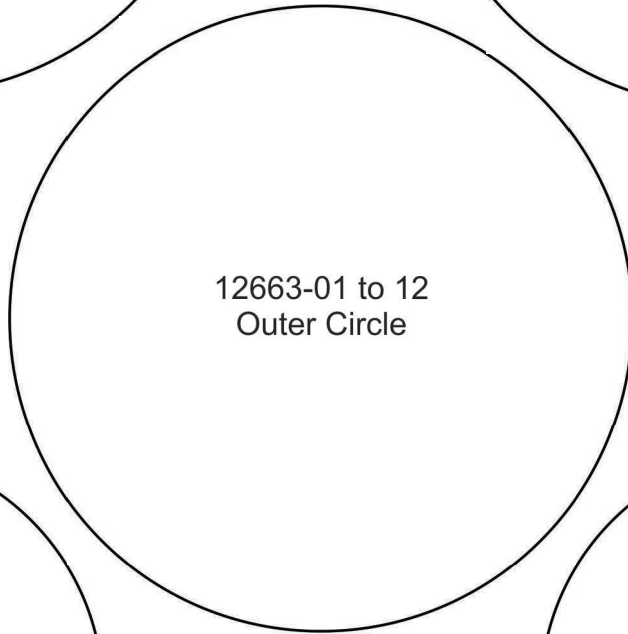
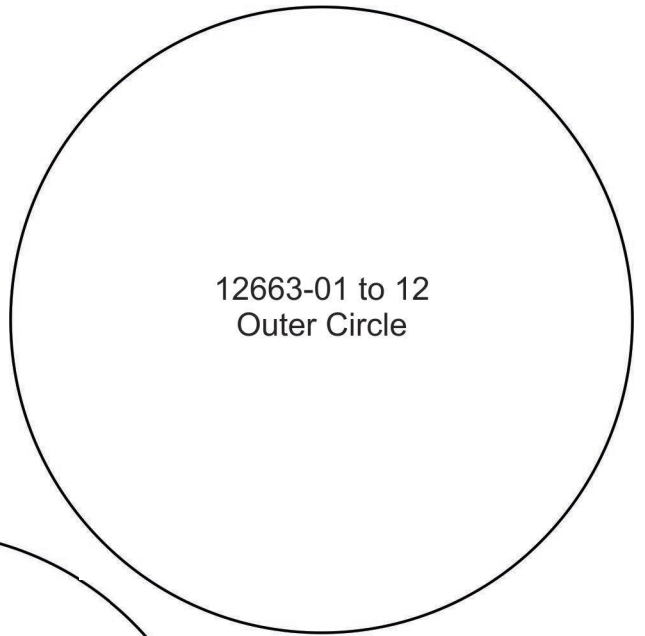
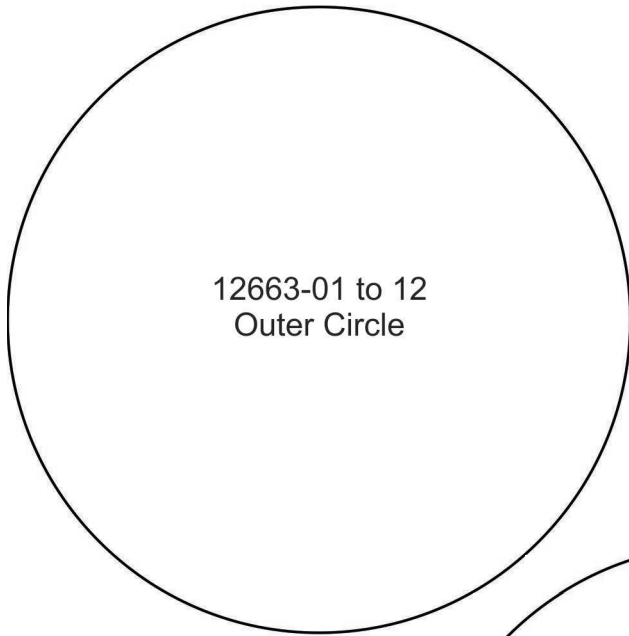
Only print the desired image by navigating to the image's page, go to File > Print and select "Current page" in the print dialog box. Repeat for each desired image.

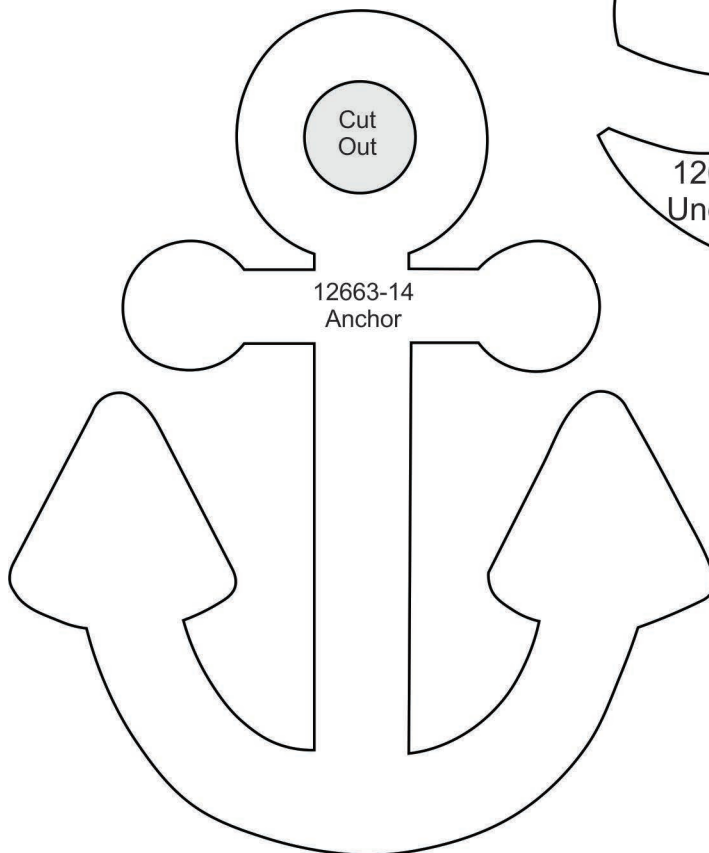
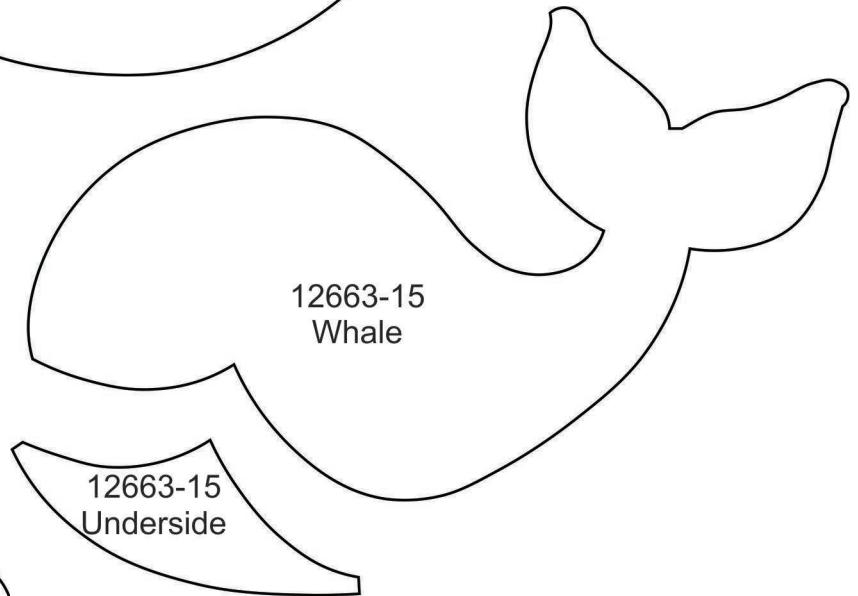
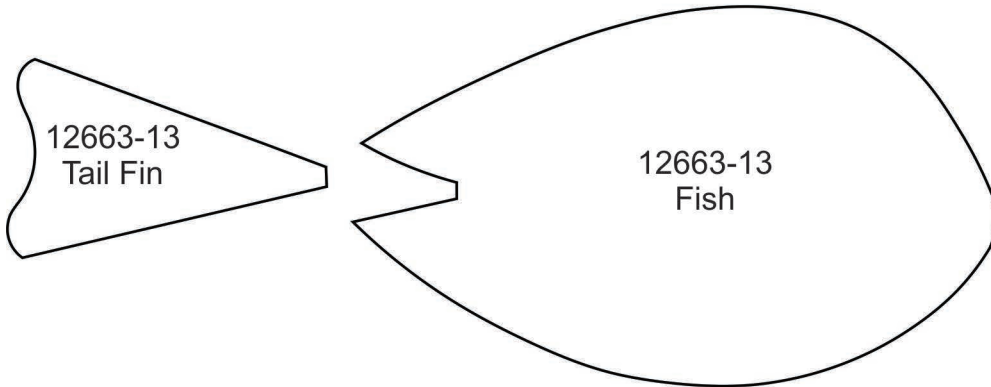
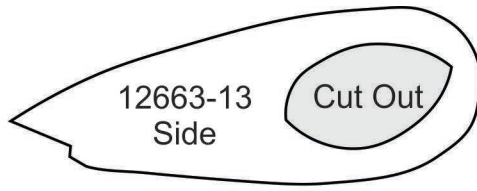


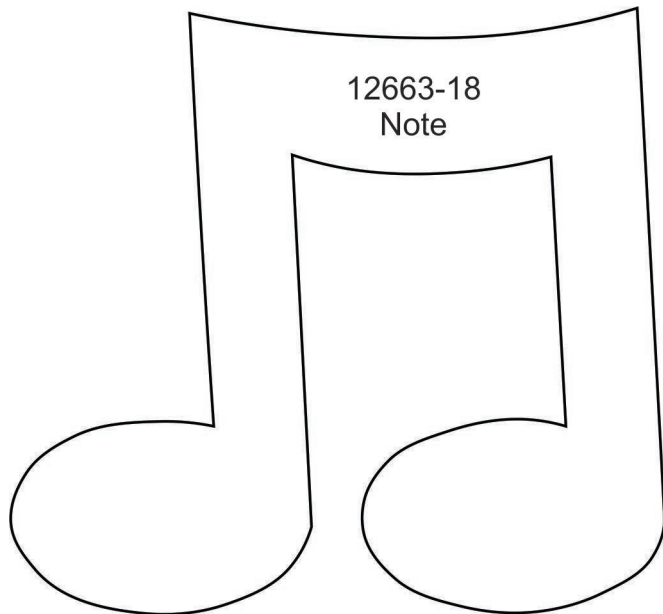

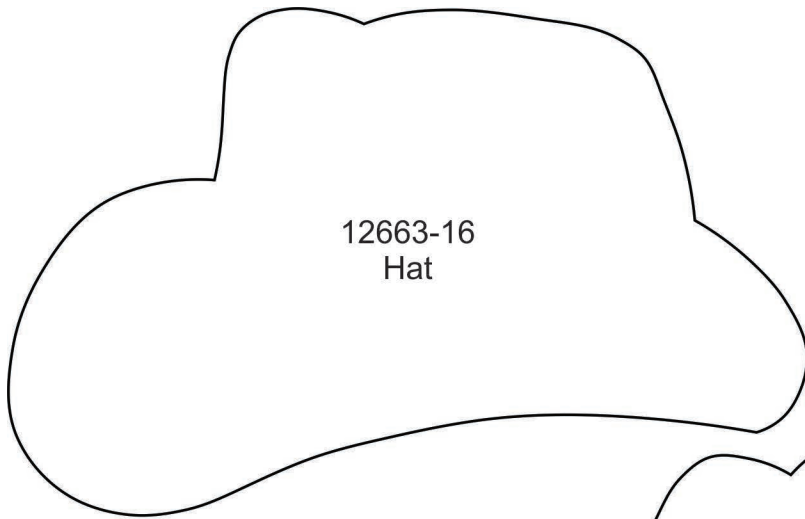

















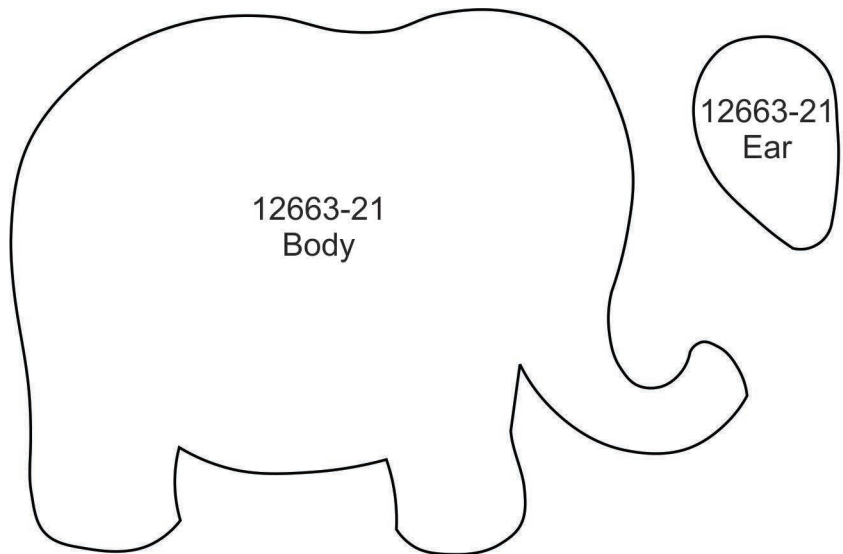
12663-19
Outer Heart



12663-19
Inner Heart



12663-20
Clover



12663-21
Body

12663-21
Ear

