



Note: Some designs in this collection may have been created using unique special stitches and/or techniques. To preserve design integrity when rescaling or rotating designs in your software, always rescale or rotate designs using the handles directly on-screen.




12667-01 Modern Lace
Leaf 1 FSL
 4.20 X 6.13 in.
 106.68 X 155.70 mm
 35,574 St.




12667-02 Modern Lace
Leaf 2 FSL
 3.48 X 5.51 in.
 88.39 X 139.95 mm
 29,877 St.



12667-03 Modern Lace
Leaf 3 FSL
 5.17 X 5.87 in.
 131.32 X 149.10 mm
 39,892 St.




12667-04 Modern Lace
Leaf 4 FSL
 3.93 X 4.32 in.
 99.82 X 109.73 mm
 23,898 St.




12667-05 Modern Lace
Leaf 5 FSL
 3.24 X 4.84 in.
 82.30 X 122.94 mm
 21,900 St.



12667-06 Modern Lace
Pumpkin FSL
 4.42 X 4.50 in.
 112.27 X 114.30 mm
 39,864 St.



12667-07 Modern Lace
Acorn FSL
 2.50 X 3.45 in.
 63.50 X 87.63 mm
 15,924 St.



12667-08 Modern Lace
Flower FSL
 5.12 X 5.12 in.
 130.05 X 130.05 mm
 48,184 St.



12667-09 Modern Lace
Chickadee FSL
 4.83 X 6.02 in.
 122.68 X 152.91 mm
 40,802 St.



12667-10 Modern Lace
Leaf Coaster FSL
 5.49 X 5.49 in.
 139.45 X 139.45 mm
 74,928 St.



Freestanding Modern Autumn Lace

#12667 / 10 Designs

Listings below indicate color sample, stitching order and suggested thread color number. Most numbers indicate Isacord thread. Colors beginning with 7 refer to Yenmet Metallic and 9 refer to Isacord Multicolor Variegated.

12667-01 Modern Lace Leaf 1 FSL	12667-05 Modern Lace Leaf 5 FSL	12667-09 Modern Lace Chickadee FSL
1. Light Lace..... 1010	1. Light Lace..... 1115	1. Light Lace..... 1010
2. Dark Lace..... 1311	2. Dark Lace..... 1366	2. Dark Lace..... 1366
12667-02 Modern Lace Leaf 2 FSL	12667-06 Modern Lace Pumpkin FSL	12667-10 Modern Lace Leaf Coaster FSL
1. Light Lace..... 1725	1. Light Lace..... 1114	1. Light Lace..... 0520
2. Dark Lace..... 2115	2. Dark Lace..... 1725	2. Leaf Lace..... 1311
		3. Border Lace..... 1355
12667-03 Modern Lace Leaf 3 FSL	12667-07 Modern Lace Acorn FSL	
1. Light Lace..... 1010	1. Light Lace..... 1355	
2. Dark Lace..... 1114	2. Dark Lace..... 1115	
12667-04 Modern Lace Leaf 4 FSL	12667-08 Modern Lace Flower FSL	
1. Light Lace..... 0520	1. Light Lace..... 0504	
2. Dark Lace..... 0504	2. Dark Lace..... 2115	

Isacord Thread Colors Used in "Freestanding Modern Autumn Lace"		
Collection #12667		
0504 Mimosa	1115 Copper	1366 Mahogany
0520 Daffodil	1311 Date	1725 Terra Cotta
1010 Toast	1355 Fox	2115 Beet Red
1114 Clay		

General Freestanding Lace Guidelines

Supplies:

Embroidery Thread:

- Use the same embroidery thread in the bobbin as the needle.

Needles:

- Use an Organ 80/12 Titanium needle for extended needle life.

Stabilizer:

- Use water-soluble stabilizer or film water-soluble stabilizer.

General Instructions

1. Hoop two layers of water-soluble stabilizer.
2. Attach the hoop to the machine and select the design of your choice.
3. Stitch the design.
4. Remove the hoop from the machine and the design from the hoop. Trim excess stabilizer from the design.
5. Rinse away remaining stabilizer and allow it to dry.

Handy Hints:

For Stiffer Lace:

- DO NOT rinse away all of the stabilizer for a "stiffer" lace. Note that the thread may appear a shade darker if stabilizer is not removed completely.
- If you happen to wash too much out, easily re-stiffen by diluting some stabilizer scraps in water and dipping the item in the solution.

For Very Soft Lace:

- Cut away excess stabilizer. Remove remaining stabilizer by rinsing under warm running water until all traces of the stabilizer are gone. **Note:** If lace should become too limp to work with, dissolve stabilizer scraps in warm water and apply to the lace.

Drying Lace:

- The lace looks best when left to dry completely. Lay lace piece with right side down to dry. This will minimize the tendency for the lace to curl. Be sure to flatten the piece out entirely and allow ample time to dry.