

Note: Some designs in this collection may have been created using unique special stitches and/or techniques. To preserve design integrity when rescaling or rotating designs in your software, always rescale or rotate designs using the handles directly on-screen.



12694-01 Christmas Wreath
5.50 X 5.96 in.
139.70 X 151.38 mm
35,309 St.



12694-02 Christmas Bells
4.93 X 6.00 in.
125.22 X 152.40 mm
37,661 St.



12694-03 Christmas Bell
3.80 X 4.24 in.
96.52 X 107.70 mm
20,778 St.



12694-04 Christmas Snowflake
5.01 X 5.28 in.
127.25 X 134.11 mm
34,969 St.



12694-05 Christmas Ornament
4.37 X 6.13 in.
111.00 X 155.70 mm
33,882 St.



12694-06 Christmas Dove
5.19 X 5.75 in.
131.83 X 146.05 mm
32,357 St.



12694-07 Christmas Bow
5.00 X 3.49 in.
127.00 X 88.65 mm
26,743 St.



12694-08 Christmas Pinecone
3.88 X 4.64 in.
98.55 X 117.86 mm
33,093 St.



12694-09 Pinecones
5.23 X 6.60 in.
132.84 X 167.64 mm
35,840 St.



12694-10 Pinecone 1
4.65 X 5.46 in.
118.11 X 138.68 mm
25,045 St.



12694-11 Pinecone & Mistletoe
5.37 X 5.95 in.
136.40 X 151.13 mm
24,985 St.



12694-12 Pinecone 2
2.26 X 2.94 in.
57.40 X 74.68 mm
14,025 St.

Note: Some designs in this collection may have been created using unique special stitches and/or techniques. To preserve design integrity when rescaling or rotating designs in your software, always rescale or rotate designs using the handles directly on-screen.



12694-13 Bow & Greenery
4.75 X 7.71 in.
120.65 X 195.83 mm
22,976 St.



12694-14 Bow Border
6.15 X 2.65 in.
156.21 X 67.31 mm
21,607 St.



12694-15 Bow & Mistletoe
3.98 X 5.80 in.
101.09 X 147.32 mm
20,952 St.



12694-16 Little Bell
4.40 X 4.73 in.
111.76 X 120.14 mm
8,795 St.



12694-17 Little Bells
2.93 X 3.12 in.
74.42 X 79.25 mm
8,860 St.



12694-18 Snowflake Wreath
4.81 X 4.71 in.
122.17 X 119.63 mm
26,379 St.



12694-19 Greenery 1
4.46 X 5.82 in.
113.28 X 147.83 mm
20,238 St.



12694-20 Greenery 2
3.85 X 4.31 in.
97.79 X 109.47 mm
12,062 St.



12694-21 Greenery 3
5.34 X 4.17 in.
135.64 X 105.92 mm
11,452 St.



12694-22 Greenery 4
3.08 X 2.63 in.
78.23 X 66.80 mm
4,265 St.



12694-23 Greenery Centerpiece
4.03 X 3.73 in.
102.36 X 94.74 mm
9,785 St.



12694-24 Greenery Border Piece
4.30 X 2.53 in.
109.22 X 64.26 mm
7,812 St.

Note: Some designs in this collection may have been created using unique special stitches and/or techniques. To preserve design integrity when rescaling or rotating designs in your software, always rescale or rotate designs using the handles directly on-screen.



12694-25 Greenery Curve
6.24 X 3.63 in.
158.50 X 92.20 mm
8,984 St.



12694-26 Greenery Border 1
4.07 X 3.28 in.
103.38 X 83.31 mm
9,782 St.



12694-27 Greenery Corner 1
5.25 X 4.90 in.
133.35 X 124.46 mm
12,016 St.



12694-28 Greenery Border 2
5.76 X 1.96 in.
146.30 X 49.78 mm
7,849 St.



12694-29 Greenery Corner 2
3.53 X 3.55 in.
89.66 X 90.17 mm
6,697 St.



12694-30 Fancy Swirl Wreath
4.84 X 4.83 in.
122.94 X 122.68 mm
18,207 St.



12694-31 Fancy Swirl Accent 1
3.42 X 5.17 in.
86.87 X 131.32 mm
7,281 St.



12694-32 Fancy Swirl Accent 2
2.39 X 3.07 in.
60.71 X 77.98 mm
4,683 St.



12694-33 Fancy Swirl Accent 3
2.11 X 2.53 in.
53.59 X 64.26 mm
3,044 St.



12694-34 Small Fancy Swirl Border
0.97 X 5.27 in.
24.64 X 133.86 mm
4,246 St.



12694-35 Small Fancy Swirl Corner
3.29 X 3.31 in.
83.57 X 84.07 mm
4,440 St.



12694-36 Deck The Halls
6.10 X 4.17 in.
154.94 X 105.92 mm
12,583 St.

Note: Some designs in this collection may have been created using unique special stitches and/or techniques. To preserve design integrity when rescaling or rotating designs in your software, always rescale or rotate designs using the handles directly on-screen.



12694-37 Happy Holidays

7.02 X 4.61 in.
178.31 X 117.09 mm
18,387 St.

12694-38 Merry Christmas

7.24 X 5.02 in.
183.90 X 127.51 mm
15,176 St.

Listings below indicate color sample, stitching order and suggested thread color number. Most numbers indicate Isacord thread. Colors beginning with 20501 refer to YLI Fine Metallics, 7 refer to Yenmet Metallic, 8 refer to YLI Variations Variegated Thread and 9 refer to Isacord Multicolor Variegated.

12694-01 Christmas Wreath

1. Light Green Detail	6051
2. Medium Green Detail	5531
3. Green Detail	5400
4. Light Red Bow	1805
5. Gold Detail	0542
6. Light Gold Detail	0741
7. Pearlescence Pink Detail	7034
8. White Detail	0015
9. Red Bow Satins	1902
10. Light Red Berries	1805

12694-02 Christmas Bells

1. Light Red Detail	1805
2. Pearlescence Pink Detail	7034
3. Light Green Detail	6051
4. White Detail	0015
5. Green Detail	5400
6. Light Gold Detail	0741
7. Gold Detail	0542
8. Medium Green Detail	5531
9. Red Detail	1902
10. Light Green Leaves	6051
11. Medium Green Leaves	5531
12. Green Leaves	5400
13. Light Red Berries	1805

12694-03 Christmas Bell

1. Light Red Detail	1805
2. Pearlescence Pink Detail	7034
3. White Detail	0015
4. Light Green Detail	6051
5. Green Detail	5400
6. Light Gold Detail	0741
7. Gold Detail	0542
8. Medium Green Detail	5531
9. Red Detail	1902

12694-04 Christmas Snowflake

1. White Detail	0015
2. Pearlescence Pink Detail	7034
3. Light Red Detail	1805
4. Light Green Detail	6051
5. Medium Green Detail	5531
6. Light Gold Detail	0741
7. Green Detail	5400
8. Red Detail	1902
9. White Zig Zags	0015

12694-05 Christmas Ornament

1. Pearlescence Pink Detail	7034
2. White Detail	0015
3. Medium Green Detail	5531
4. Light Gold Detail	0741
5. Green Detail	5400
6. Light Green Detail	6051
7. Light Red Detail	1805
8. Red Detail	1902
9. Light Green Leaves	6051
10. Green Leaves	5400
11. Medium Green Leaves	5531
12. Light Red Berries	1805

12694-06 Christmas Dove

1. Light Red Detail	1805
2. White Detail	0015
3. Pearlescence Pink Detail	7034
4. Light Green Bird Detail	6051
5. Green Bird Detail	5400
6. Medium Green Bird Detail	5531
7. Light Gold Detail	0741
8. White Dots	0015
9. Red Detail	1902
10. Gold Detail	0542
11. Light Green Swirls	6051
12. Medium Green Detail	5531
13. Green Leaf	5400
14. Light Red Berries	1805

12694-07 Christmas Bow

1. Gold Detail	0542
2. Light Gold Detail	0741
3. Light Red Detail	1805
4. Pearlescence Pink Detail	7034
5. Light Green Detail	6051
6. White Detail	0015
7. Red Detail	1902

12694-08 Christmas Pinecone

1. Medium Brown Detail	0763
2. Dark Brown Detail	0945
3. Light Gold Detail	0741
4. White Detail	0015
5. Pearlescence Pink Detail	7034
6. Tan Detail	0771

12694-09 Pinecones

1. Light Green Detail	6051
2. Light Red Detail	1805
3. Green Detail	5400
4. Medium Green Detail	5531
5. Medium Brown Detail	0763
6. Dark Brown Detail	0945
7. Tan Detail	0771

12694-10 Pinecone 1

1. Medium Green Detail	5531
2. Light Green Detail	6051
3. Green Detail	5400
4. Light Red Detail	1805
5. Medium Brown Detail	0763
6. Dark Brown Detail	0945
7. Tan Detail	0771

12694-11 Pinecone & Mistletoe

1. White Berries	0015
2. Light Green Detail	6051
3. Medium Green Detail	5531
4. Green Detail	5400
5. Light Red Berries	1805
6. Medium Brown Detail	0763
7. Dark Brown Detail	0945
8. Tan Detail	0771

12694-12 Pinecone 2

1. Medium Brown Detail	0763
2. Dark Brown Detail	0945
3. Tan Detail	0771

12694-13 Bow & Greenery

1. Light Green Detail	6051
2. Medium Green Detail	5531
3. Green Detail	5400
4. Gold Detail	0542
5. Light Gold Detail	0741
6. Light Red Bow	1805
7. Pearlescence Pink Detail	7034
8. Red Bow Satins	1902

12694-14 Bow Border

1. Light Green Detail	6051
2. Medium Green Detail	5531
3. Light Red Berries	1805
4. Green Detail	5400
5. Gold Detail	0542
6. Light Gold Detail	0741
7. Light Red Bow	1805
8. Pearlescence Pink Detail	7034
9. Red Bow Satins	1902

12694-15 Bow & Mistletoe

1. White Berries	0015
2. Light Green Detail	6051
3. Medium Green Detail	5531
4. Green Detail	5400
5. Gold Detail	0542
6. Light Gold Detail	0741
7. Light Red Bow	1805
8. Pearlescence Pink Detail	7034
9. Red Bow Satins	1902

12694-16 Little Bell

1. Medium Green Detail	5531
2. Light Red Berries	1805
3. Green Detail	5400
4. Light Green Detail	6051
5. Red Detail	1902
6. Light Red Bell Detail	1805
7. Pearlescence Pink Detail	7034
8. Light Gold Detail	0741
9. Gold Detail	0542

12694-17 Little Bells

1. Light Red Berries	1805
2. Medium Green Detail	5531
3. Green Detail	5400
4. Light Green Detail	6051
5. Red Detail	1902
6. Light Red Bell Detail	1805
7. Pearlescence Pink Detail	7034
8. Light Gold Detail	0741
9. Gold Detail	0542

12694-18 Snowflake Wreath

1. Light Red Detail	1805
2. Light Gold Detail	0741
3. Red Detail	1902
4. Medium Green Detail	5531
5. Light Green Detail	6051
6. Green Detail	5400
7. Light Red Berries	1805

12694-19 Greenery 1

1. Light Green Detail	6051
2. Medium Green Detail	5531
3. Green Detail	5400
4. Light Red Detail	1805

Listings below indicate color sample, stitching order and suggested thread color number. Most numbers indicate Isacord thread. Colors beginning with 20501 refer to YLI Fine Metallics, 7 refer to Yenmet Metallic, 8 refer to YLI Variations Variegated Thread and 9 refer to Isacord Multicolor Variegated.

12694-20 Greenery 2	12694-27 Greenery Corner 1	12694-33 Fancy Swirl Accent 3
1. Light Green Detail 6051	1. Light Green Detail 6051	1. Light Red Detail 1805
2. Medium Green Detail 5531	2. Medium Green Detail 5531	2. Red Detail 1902
3. Green Detail 5400	3. Green Detail 5400	3. Light Gold Detail 0741
4. Light Red Detail 1805	4. Light Red Detail 1805	
12694-21 Greenery 3	12694-28 Greenery Border 2	12694-34 Small Fancy Swirl Border
1. Light Green Detail 6051	1. Light Green Detail 6051	1. Light Red Detail 1805
2. Medium Green Detail 5531	2. Medium Green Detail 5531	2. Light Gold Detail 0741
3. Green Detail 5400	3. Green Detail 5400	
4. Light Red Detail 1805	4. Light Red Detail 1805	
12694-22 Greenery 4	12694-29 Greenery Corner 2	12694-35 Small Fancy Swirl Corner
1. Light Green Detail 6051	1. Light Green Detail 6051	1. Light Red Detail 1805
2. Medium Green Detail 5531	2. Medium Green Detail 5531	2. Light Gold Detail 0741
3. Green Detail 5400	3. Green Detail 5400	
4. Light Red Detail 1805	4. Light Red Detail 1805	
12694-23 Greenery Centerpiece	12694-30 Fancy Swirl Wreath	12694-36 Deck The Halls
1. Light Green Detail 6051	1. Medium Green Detail 5531	1. Light Gold Detail 0741
2. Green Detail 5400	2. Light Red Detail 1805	2. Gold Detail 0542
3. Medium Green Detail 5531	3. Red Detail 1902	3. Medium Green Detail 5531
4. Light Red Detail 1805	4. Light Gold Detail 0741	4. Green Detail 5400
		5. Light Red Detail 1805
		6. Red Detail 1902
12694-24 Greenery Border Piece	12694-31 Fancy Swirl Accent 1	12694-37 Happy Holidays
1. Light Green Detail 6051	1. Red Detail 1902	1. Light Green Detail 6051
2. Medium Green Detail 5531	2. Light Red Detail 1805	2. Medium Green Detail 5531
3. Green Detail 5400	3. Light Gold Detail 0741	3. Green Detail 5400
4. Light Red Detail 1805		4. Light Red Detail 1805
		5. Light Gold Detail 0741
		6. Gold Detail 0542
12694-25 Greenery Curve	12694-32 Fancy Swirl Accent 2	12694-38 Merry Christmas
1. Light Green Detail 6051	1. Light Red Detail 1805	1. Light Green Detail 6051
2. Medium Green Detail 5531	2. Red Detail 1902	2. Light Red Detail 1805
3. Red Detail 1805	3. Light Gold Detail 0741	3. Red Detail 1902
4. Green Detail 5400		4. Light Gold Detail 0741
		5. Gold Detail 0542
12694-26 Greenery Border 1		
1. Light Red Detail 1805		
2. Light Green Detail 6051		
3. Medium Green Detail 5531		
4. Green Detail 5400		

Isacord and Yenmet Metallic Thread Colors Used in "Deck The Halls" Collection #12694		
0015 White	0945 Pine Park	5531 Pear
0542 Ochre	1805 Strawberry	6051 Jalapeno
0741 Wheat	1902 Poinsettia	7034 (AN8) Pearlescence
0763 Dark Rattan	5400 Scrub Green	Pink/Rose
0771 Rattan		

Cheerful Christmas Banner

OESD Embroidery Collection Deck the Halls #12694

- **Stabilizers:**
 - OESD Heavy Weight Tear Away
 - OESD Ultra Clean and Tear
 - OESD Fuse and Fleece
- **Fabrics:**
 - 1/3 yard white fabric for embroidery
 - Fat quarter red fabric for faux piping and side pieces
 - Fat quarter green fabric for front faux piping, tabs, and backing
- **Other**
 - OESD Perfect Embroidery Press Cloth
 - Isacord Embroidery Thread
 - OESD Bobbin thread
 - Water-soluble marker
 - Quilting ruler with 30 degree markings
 - Pins or clips
 - Basic sewing supplies (scissors, rotary cutter, etc)



Embroider

- Cut 3 10" x 15" pieces (or large enough to hoop) of white fabric
- Layer a piece of 10" x 15" fabric with a layer of Heavy Weight Tear Away and a layer of Ultra Clean and Tear. The Ultra Clean and Tear should be on the bottom. Adhere all layers together with temporary adhesive spray.
- Hoop all layers as one.
- Stitch Design 12694-02
- Repeat for designs 12694-25 and 12694-28 **Photo 01**
- Remove stabilizer and press face down into a Perfect Embroidery Press Cloth **Photo 02**



Photo 1



Photo 2

Photo

Trim Embroidered Pieces

- Trim design 12694-02 to 7" wide x 7 1/2" tall, centering the embroidery.
- Trim design 12694-28 to 3 1/2" tall x 7" wide, centering the embroidery.
- Trim design 12694-25 to 7" square. Center the design horizontally, and position the design vertically so the bottom tip of the design is 2" from the bottom of the square. **Photo 03**





Add the Faux Piping Between the Blocks

- Cut 2 strips of fabric 1" x 7". Fold and press in half lengthwise.
- Place the raw edge of one strip along the top edge of the 12694-25 block. **Photo 04**
- Place the 12694-02 block right-sides together with the 12694-25 block, aligning the bottom edge of block 12694-02 with the top of block 12694-25, sandwiching the strip of fabric in between. Pin or clip in place.
- Stitch the three pieces together using a scant 1/4" seam. **Photo 05**
- Repeat with the other strip of fabric inbetween blocks 12694-02 and 12694-28.
- Press the seam up and the piping down. **Photo 06**




Add the Red Borders and Green Piping

- Cut two red pieces 4 1/2" x 17"
- Cut two 1 1/2" x 17" green pieces.
- Fold and press the green pieces in half lengthwise.
- Layer the raw edge of one green piece to the edge of one side of the center strip. **Photo 07**
- Add the red 4 1/2" strip on top, right sides together. Stitch together with a scant 1/4" seam as with the center section.
- Repeat for the other side.
- Press the seams to the center and the piping to the outside.



Prep Hanging Tabs

- Cut 3 pieces 3" x 4"
- Fold each piece in half lengthwise, right sides together.
- Stitch a 1/4" seam along the long raw edge.
- Turn pieces right side out and press. Press in half to form tabs. **Photo 08**



Prep Banner Front and Backing

- Press a piece of Fuse and Fleece to the entire backside of the pieced front.
- Trim the pieced front to 14" x 16"
- Cut a piece of backing fabric 14" x 16" Cut a piece of Fusible Woven 14" x 16" and press to the wrong side of the backing fabric.

- Make a mark at the center bottom of the front piece.


Photo 09

- Using a quilting ruler with a 30 degree guide, draw a 30 degree angle from the bottom center to the side of the front. Repeat on the other side. **Photo 10**

- Trim the hanger along the drawn lines to form a point. **Photo 11**

- Trace the front piece onto the back piece and trim the back piece to match the front.

Photo 12



Construct the Banner

- Make a mark at the center top of the front piece. Make 2 additional marks 4 1/2" to either side of this mark. **Photo 13**

- Center the tabs over these marks, aligning the raw edges of the tabs with the raw edge of the front piece. **Photo 14**

- Baste the tabs in place with a 1/8" seam.

- Place the front piece and back piece right sides together and clip or pin. **Photo 15**

- Stitch together with a 1/4" seam, leaving a 4" opening to turn.

- Clip corners and turn through the opening. Press well.

- Edge stitch 1/8" from the edge, closing the opening as you stitch.

- Your Project is complete. **Photo 16**

