

#12767



**41**  
DESIGNS

# Winter Wonderland Appliques & Quilting

Note: Some designs in this collection may have been created using unique special stitches and/or techniques. To preserve design integrity when rescaling or rotating designs in your software, always rescale or rotate designs using the handles directly on-screen.

## 12767-01 Reindeer Head Applique

Size Inches:                      Size mm:                      Stitch Count:  
 4.79 X 8.00 in.    114.05 X 203.20 mm    19,122 St.

- 1. Placement Stitch ..... 1903
- 2. Cut Line and Tackdown ..... 1903
- 3. Silver Detail ..... 7005
- 4. White Detail ..... 0017
- 5. Red Detail and Cover Stitch ..... 1903



## 12767-02 Christmas Tree Applique

Size Inches:                      Size mm:                      Stitch Count:  
 5.06 X 8.10 in.    128.52 X 205.74 mm    20,931 St.

- 1. Placement Stitch ..... 1903
- 2. Cut Line and Tackdown ..... 1903
- 3. Silver Detail ..... 7005
- 4. White Detail ..... 0017
- 5. Red Cover Stitch ..... 1903






Note: Some designs in this collection may have been created using unique special stitches and/or techniques. To preserve design integrity when rescaling or rotating designs in your software, always rescale or rotate designs using the handles directly on-screen.

## 12767-03 Snowflake Applique 1

Size Inches:                      Size mm:                      Stitch Count:  
 4.85 X 5.44 in.    123.19 X 138.18 mm    28,315 St.

- 1. Placement Stitch ..... 0017
- 2. Cut Line and Tackdown ..... 0017
- 3. Silver Detail ..... 7005
- 4. Red Detail and Cover Stitch ..... 1903
- 5. White Cover Stitch..... 0017



## 12767-04 Snowflake Applique 2

Size Inches:                      Size mm:                      Stitch Count:  
 4.15 X 4.76 in.    105.41 X 120.90 mm    13,597 St.

- 1. Placement Stitch ..... 0017
- 2. Cut Line and Tackdown ..... 0017
- 3. Silver Detail ..... 7005
- 4. White Cover Stitch..... 0017
- 5. Red Detail..... 1903



Note: Some designs in this collection may have been created using unique special stitches and/or techniques. To preserve design integrity when rescaling or rotating designs in your software, always rescale or rotate designs using the handles directly on-screen.

## 12767-05 Snowflake Applique 3

Size Inches:                      Size mm:                      Stitch Count:  
**3.57 X 4.05 in.**    **90.68 X 102.87 mm**    **10,111 St.**


- 1. Placement Stitch ..... 1903
- 2. Cut Line and Tackdown ..... 1903
- 3. Silver Detail ..... 7005
- 4. Red Detail and Cover Stitch ..... 1903
- 5. White Cover Stitch..... 0017



## 12767-06 Heart Applique

Size Inches:                      Size mm:                      Stitch Count:  
**5.50 X 5.05 in.**    **139.70 X 128.27 mm**    **25,312 St.**

- 1. Placement Stitch ..... 0017
- 2. Cut Line and Tackdown ..... 0017
- 3. Silver Detail ..... 7005
- 4. White Detail and Cover Stitch ..... 0017
- 5. Red Cover Stitch ..... 1903





Note: Some designs in this collection may have been created using unique special stitches and/or techniques. To preserve design integrity when rescaling or rotating designs in your software, always rescale or rotate designs using the handles directly on-screen.

## 12767-07 Ornament Applique

Size Inches:                      Size mm:                      Stitch Count:  
 4.33 X 6.76 in.    109.98 X 171.70 mm    18,727 St.


- 1. Placement Stitch ..... 1903
- 2. Cut Line and Tackdown ..... 1903
- 3. Silver Detail ..... 7005
- 4. Red Cover Stitch ..... 1903
- 5. White Detail ..... 0017



## 12767-08 Christmas Bell Applique

Size Inches:                      Size mm:                      Stitch Count:  
 4.69 X 5.83 in.    119.13 X 148.08 mm    14,245 St.

- 1. Placement Stitch ..... 0017
- 2. Cut Line and Tackdown ..... 0017
- 3. Silver Detail ..... 7005
- 4. Red Detail and Cover Stitch ..... 1903
- 5. White Cover Stitch ..... 0017



Note: Some designs in this collection may have been created using unique special stitches and/or techniques. To preserve design integrity when rescaling or rotating designs in your software, always rescale or rotate designs using the handles directly on-screen.



## 12767-09 Christmas Stocking Applique

Size Inches:                      Size mm:                      Stitch Count:  
 3.94 X 6.77 in.    100.08 X 171.96 mm    18,801 St.

- 1. Placement Stitch ..... 1903
- 2. Cut Line and Tackdown ..... 1903
- 3. Silver Detail ..... 7005
- 4. White Detail and Cover Stitch ..... 0017
- 5. Red Cover Stitch and Detail ..... 1903



## 12767-10 Snowman Applique

Size Inches:                      Size mm:                      Stitch Count:  
 4.26 X 6.07 in.    108.20 X 154.18 mm    16,660 St.

- 1. Body Placement Stitch ..... 1903
- 2. Cut Line and Tackdown ..... 1903
- 3. Hat Placement Stitch ..... 1903
- 4. Cut Line and Tackdown ..... 1903
- 5. Silver Detail ..... 7005
- 6. Red Detail and Cover Stitch ..... 1903
- 7. White Cover Stitch ..... 0017
- 8. Hat ..... 1903



Note: Some designs in this collection may have been created using unique special stitches and/or techniques. To preserve design integrity when rescaling or rotating designs in your software, always rescale or rotate designs using the handles directly on-screen.

## 12767-11 Winter Mittens Applique

Size Inches:                      Size mm:                      Stitch Count:  
**4.77 X 6.24 in.**    **121.16 X 158.50 mm**    **17,048 St.**

- 1. Placement Stitch ..... 1903
- 2. Cut Line and Tackdown ..... 1903
- 3. Silver Detail ..... 7005
- 4. White Detail ..... 0017
- 5. Red Cover Stitch and Detail ..... 1903



## 12767-12 Ice Skate Applique

Size Inches:                      Size mm:                      Stitch Count:  
**4.49 X 5.91 in.**    **114.05 X 150.11 mm**    **13,724 St.**

- 1. Placement Stitch ..... 0017
- 2. Cut Line and Tackdown ..... 0017
- 3. Silver Detail ..... 7005
- 4. White Cover Stitch ..... 0017
- 5. Red Detail and Cover Stitch ..... 1903



Note: Some designs in this collection may have been created using unique special stitches and/or techniques. To preserve design integrity when rescaling or rotating designs in your software, always rescale or rotate designs using the handles directly on-screen.

## 12767-13 Poinsettia Applique 1

Size Inches:                      Size mm:                      Stitch Count:  
**5.40 X 5.42 in.    137.16 X 137.67 mm    10,595 St.**


- 1. Placement Stitch ..... 1903
- 2. Cut Line and Tackdown ..... 1903
- 3. Red Cover Stitch ..... 1903
- 4. Silver Detail ..... 7005
- 5. White Detail ..... 0017



## 12767-14 Poinsettia Applique 2

Size Inches:                      Size mm:                      Stitch Count:  
**4.00 X 4.01 in.    101.60 X 101.85 mm    6,280 St.**

- 1. Placement Stitch ..... 1903
- 2. Cut Line and Tackdown ..... 1903
- 3. Cover Stitch ..... 1903
- 4. Silver Detail ..... 7005
- 5. White Detail ..... 0017





Note: Some designs in this collection may have been created using unique special stitches and/or techniques. To preserve design integrity when rescaling or rotating designs in your software, always rescale or rotate designs using the handles directly on-screen.

## 12767-15 Sleigh Applique

Size Inches:                      Size mm:                      Stitch Count:  
 4.93 X 4.51 in.    125.22 X 114.55 mm    14,286 St.



- 1. Placement Stitch ..... 0017
- 2. Cut Line and Tackdown ..... 0017
- 3. Silver Detail ..... 7005
- 4. White Detail and Cover Stitch ..... 0017
- 5. Red Cover Stitch ..... 1903

## 12767-16 Angel Applique

Size Inches:                      Size mm:                      Stitch Count:  
 4.87 X 6.81 in.    123.70 X 172.97 mm    18,647 St.



- 1. Placement Stitch ..... 0017
- 2. Cut Line and Tackdown ..... 0017
- 3. Silver Detail ..... 7005
- 4. Red Detail ..... 1903
- 5. White Cover Stitch ..... 0017

Note: Some designs in this collection may have been created using unique special stitches and/or techniques. To preserve design integrity when rescaling or rotating designs in your software, always rescale or rotate designs using the handles directly on-screen.

## 12767-17 NOEL Applique

Size Inches:                      Size mm:                      Stitch Count:  
**4.15 X 4.21 in.    105.41 X 106.93 mm    10,340 St.**

- 1. Letters N/ E/ L Placement Stitch..... 0017
- 2. Cut Line and Tackdown ..... 0017
- 3. Letter O Placement Stitch ..... 0017
- 4. Cut Line and Tackdown ..... 0017
- 5. White Cover Stitch..... 0017
- 6. Silver Detail ..... 7005
- 7. Red Detail and Cover Stitch ..... 1903



## 12767-18 Let It Snow Applique

Size Inches:                      Size mm:                      Stitch Count:  
**5.14 X 4.96 in.    130.56 X 125.98 mm    12,679 St.**

- 1. Placement Stitch ..... 0017
- 2. Cut Line and Tackdown ..... 0017
- 3. Cover Stitch and Words ..... 0017
- 4. Silver Detail ..... 7005
- 5. Red Detail..... 1903





Note: Some designs in this collection may have been created using unique special stitches and/or techniques. To preserve design integrity when rescaling or rotating designs in your software, always rescale or rotate designs using the handles directly on-screen.



## 12767-19 Snowflake Applique Jumbo

Size Inches:                      Size mm:                      Stitch Count:  
 9.26 X 9.78 in.    235.20 X 248.41 mm    70,251 St.

- 1. Center Placement Stitch..... 0017
- 2. Cut Line and Tackdown ..... 0017
- 3. White Outer Snowflake Placement Stitch..... 0017
- 4. Cut Line and Tackdown ..... 0017
- 5. Silver Detail ..... 7005
- 6. White Detail and Cover Stitch ..... 0017
- 7. Red Detail and Cover Stitch ..... 1903



## 12767-20 Reindeer Head Applique Jumbo

Size Inches:                      Size mm:                      Stitch Count:  
 7.88 X 9.86 in.    200.15 X 250.44 mm    31,043 St.


- 1. Placement Stitch ..... 1903
- 2. Cut Line and Tackdown ..... 1903
- 3. Silver Detail ..... 7005
- 4. White Detail ..... 0017
- 5. Red Detail and Cover Stitch ..... 1903

Note: Some designs in this collection may have been created using unique special stitches and/or techniques. To preserve design integrity when rescaling or rotating designs in your software, always rescale or rotate designs using the handles directly on-screen.

## 12767-21 Snowflake Quilting Block

Size Inches:                      Size mm:                      Stitch Count:  
5.00 X 5.00 in.    127.00 X 127.00 mm    1,507 St.

■ 1. Single Color Design..... 0020



## 12767-22 Snowflake Quilting Frame

Size Inches:                      Size mm:                      Stitch Count:  
5.00 X 5.00 in.    127.00 X 127.00 mm    1,447 St.

■ 1. Single Color Design..... 0020




Note: Some designs in this collection may have been created using unique special stitches and/or techniques. To preserve design integrity when rescaling or rotating designs in your software, always rescale or rotate designs using the handles directly on-screen.

## 12767-23 Snowflake Quilting Motif

Size Inches:                      Size mm:                      Stitch Count:  
**4.80 X 9.65 in.    121.92 X 245.11 mm    1,907 St.**


■ 1. Single Color Design..... 0020



## 12767-24 Snowflake Quilting Pantagraph

Size Inches:                      Size mm:                      Stitch Count:  
**5.03 X 4.87 in.    127.76 X 123.70 mm    850 St.**

■ 1. Single Color Design..... 0020





Note: Some designs in this collection may have been created using unique special stitches and/or techniques. To preserve design integrity when rescaling or rotating designs in your software, always rescale or rotate designs using the handles directly on-screen.

## 12767-25 Snowflake Quilting Border

Size Inches:	Size mm:	Stitch Count:
5.00 X 2.05 in.	127.00 X 52.07 mm	518 St.


■ 1. Single Color Design..... 0020



## 12767-26 Snowflake Quilting Corner

Size Inches:	Size mm:	Stitch Count:
5.00 X 4.99 in.	127.00 X 126.75 mm	823 St.

■ 1. Single Color Design..... 0020




Note: Some designs in this collection may have been created using unique special stitches and/or techniques. To preserve design integrity when rescaling or rotating designs in your software, always rescale or rotate designs using the handles directly on-screen.

## 12767-27 Snowflake Quilting Triangle

Size Inches:                      Size mm:                      Stitch Count:  
3.86 X 1.97 in.    98.04 X 50.04 mm    339 St.


■ 1. Single Color Design..... 0020



## 12767-28 Bell Quilting Block

Size Inches:                      Size mm:                      Stitch Count:  
5.00 X 5.00 in.    127.00 X 127.00 mm    1,047 St.

■ 1. Single Color Design..... 0020




Note: Some designs in this collection may have been created using unique special stitches and/or techniques. To preserve design integrity when rescaling or rotating designs in your software, always rescale or rotate designs using the handles directly on-screen.

## 12767-29 Bell Quilting Frame

Size Inches:                      Size mm:                      Stitch Count:  
5.00 X 4.99 in.    127.00 X 126.75 mm    1,152 St.


■ 1. Single Color Design..... 0020



## 12767-30 Bell Quilting Motif

Size Inches:                      Size mm:                      Stitch Count:  
4.89 X 9.60 in.    124.21 X 243.84 mm    1,379 St.

■ 1. Single Color Design..... 0020






Note: Some designs in this collection may have been created using unique special stitches and/or techniques. To preserve design integrity when rescaling or rotating designs in your software, always rescale or rotate designs using the handles directly on-screen.

## 12767-31 Bell Quilting Pantagraph

Size Inches:                      Size mm:                      Stitch Count:  
5.00 X 5.15 in.    127.00 X 130.81 mm    909 St.


■ 1. Single Color Design..... 0020



## 12767-32 Bell Quilting Border

Size Inches:                      Size mm:                      Stitch Count:  
5.00 X 2.05 in.    127.00 X 52.07 mm    419 St.

■ 1. Single Color Design..... 0020



Note: Some designs in this collection may have been created using unique special stitches and/or techniques. To preserve design integrity when rescaling or rotating designs in your software, always rescale or rotate designs using the handles directly on-screen.

## 12767-33 Bell Quilting Corner

Size Inches:                      Size mm:                      Stitch Count:  
5.00 X 5.00 in.    127.00 X 127.00 mm    709 St.


■ 1. Single Color Design..... 0020



## 12767-34 Bell Quilting Triangle

Size Inches:                      Size mm:                      Stitch Count:  
3.72 X 1.82 in.    94.49 X 46.23 mm    294 St.

■ 1. Single Color Design..... 0020




Note: Some designs in this collection may have been created using unique special stitches and/or techniques. To preserve design integrity when rescaling or rotating designs in your software, always rescale or rotate designs using the handles directly on-screen.

## 12767-35 Holly Quilting Block

Size Inches:                      Size mm:                      Stitch Count:  
5.00 X 5.00 in.    127.00 X 127.00 mm    1,259 St.


- 1. Single Color Design..... 0020



## 12767-36 Holly Quilting Frame

Size Inches:                      Size mm:                      Stitch Count:  
5.00 X 5.00 in.    127.00 X 127.00 mm    896 St.

- 1. Single Color Design..... 0020






Note: Some designs in this collection may have been created using unique special stitches and/or techniques. To preserve design integrity when rescaling or rotating designs in your software, always rescale or rotate designs using the handles directly on-screen.

## 12767-37 Holly Quilting Motif

Size Inches:                      Size mm:                      Stitch Count:  
**4.88 X 9.79 in.**    **123.95 X 248.67 mm**    **1,684 St.**

■ 1. Single Color Design..... 0020



## 12767-38 Holly Quilting Pantagraph

Size Inches:                      Size mm:                      Stitch Count:  
**4.80 X 4.22 in.**    **121.92 X 107.19 mm**    **731 St.**

■ 1. Single Color Design..... 0020



Note: Some designs in this collection may have been created using unique special stitches and/or techniques. To preserve design integrity when rescaling or rotating designs in your software, always rescale or rotate designs using the handles directly on-screen.

## 12767-39 Holly Quilting Border

Size Inches:	Size mm:	Stitch Count:
<b>5.00 X 2.03 in.</b>	<b>127.00 X 51.56 mm</b>	<b>492 St.</b>


■ 1. Single Color Design..... 0020



## 12767-40 Holly Quilting Corner

Size Inches:	Size mm:	Stitch Count:
<b>4.99 X 5.00 in.</b>	<b>126.75 X 127.00 mm</b>	<b>778 St.</b>

■ 1. Single Color Design..... 0020




Note: Some designs in this collection may have been created using unique special stitches and/or techniques. To preserve design integrity when rescaling or rotating designs in your software, always rescale or rotate designs using the handles directly on-screen.

## 12767-41 Holly Quilting Triangle

Size Inches:	Size mm:	Stitch Count:
<b>3.38 X 2.00 in.</b>	<b>85.85 X 50.80 mm</b>	<b>211 St.</b>

■ 1. Single Color Design..... 0020





# MATERIALS



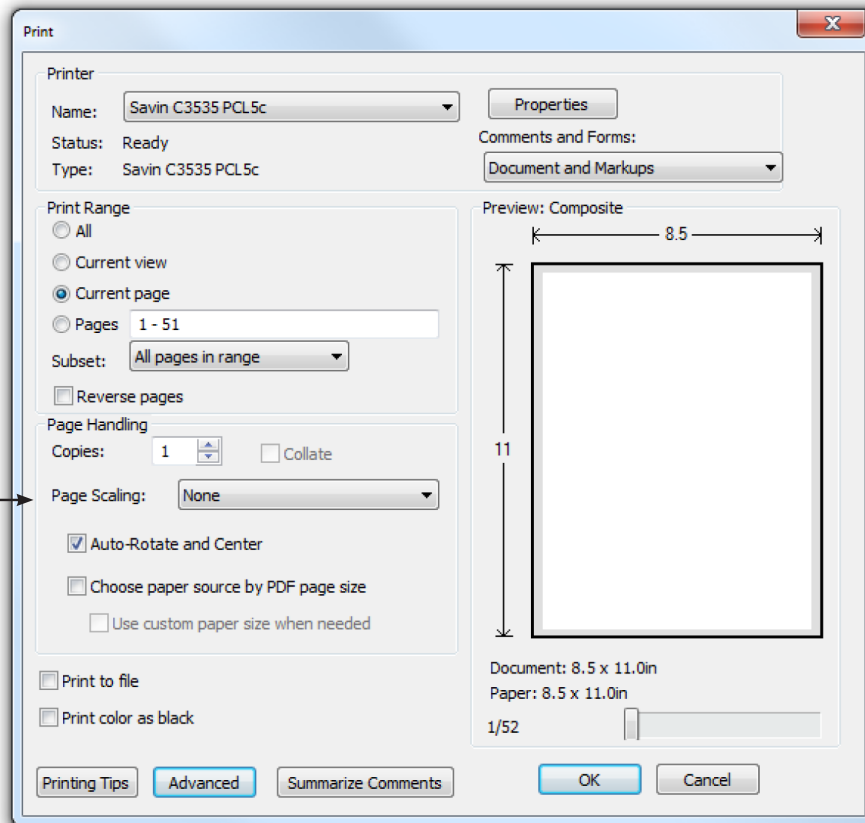
## Isacord Thread Colors

---

0017 Paper White  
0020 Black  
1903 Lipstick  
1904 Cardinal  
7005 (SN1) Silver

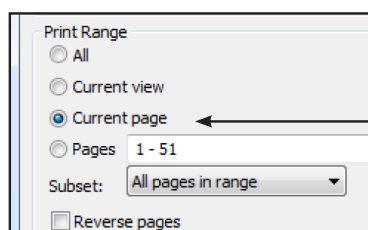
## ATTENTION

When printing this document, any page scaling or page fitting options in your print dialog box must be turned OFF or set to NONE so that your files will print out at their actual size. Images not printed at actual size will not function as intended.



## TO SAVE PAPER

Only print the desired image by navigating to the image's page, go to File > Print and select "Current page" in the print dialog box. Repeat for each desired image.



# INSTRUCTIONS




## Pre-Cut Applique Instructions

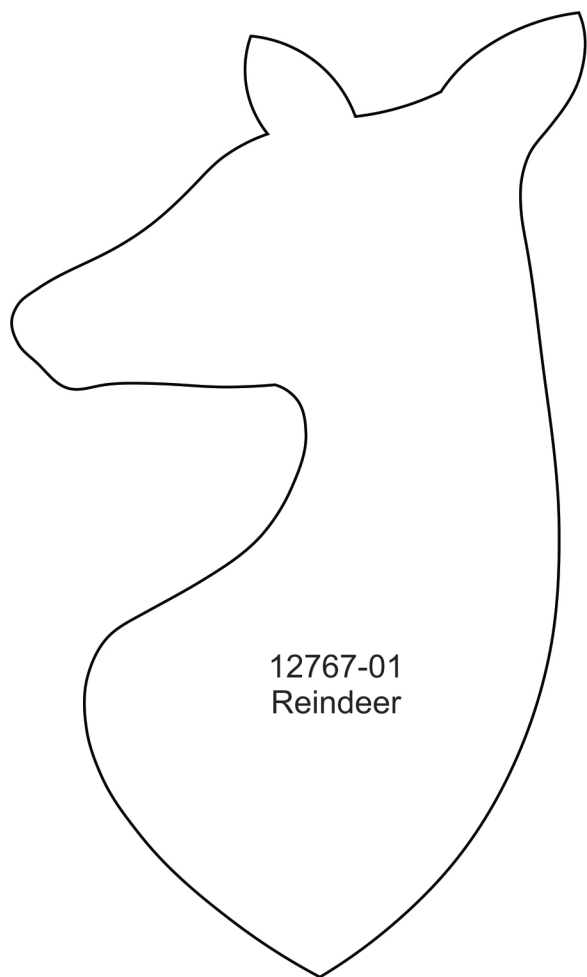
1. Print out the necessary pages from the PDF of the applique pattern(s).
2. Mark the right side of the pattern pieces so you'll know which direction to lay the pattern on the fabric.
3. Lightly spray the wrong side of the pattern pieces with temporary adhesive spray and allow it to set for a few minutes.
4. Place the pattern pieces on the right side of the fabric and carefully cut them out. **PHOTO 1**
5. Sew the placement stitch on your hooped fabric. **PHOTO 2**
6. With the paper still stuck to the right side of the applique fabric, spray the wrong side of the fabric with temporary spray adhesive.
7. Place the fabric inside the placement stitch, so that it completely covers the placement stitch and then remove the paper pattern. **PHOTO 3**
8. Sew the tackdown. **PHOTO 4**
9. Sew the remainder of the design and repeat for any remaining pieces. **PHOTO 5**

**NOTE:** The patterns are sized for the designs as they were made. If you resize the design, you will need to resize the pattern the same amount. You can print out the pattern at the normal size then copy it on a copy machine at the changed size. For example, resize the designs to 80%, resize the printed pattern to 80%.


**TIP:** When Printing the patterns, make sure that the "Fit to page" option is **UNCHECKED** in the Print Dialog Box. If this option is checked the printed patterns will not be actual size.



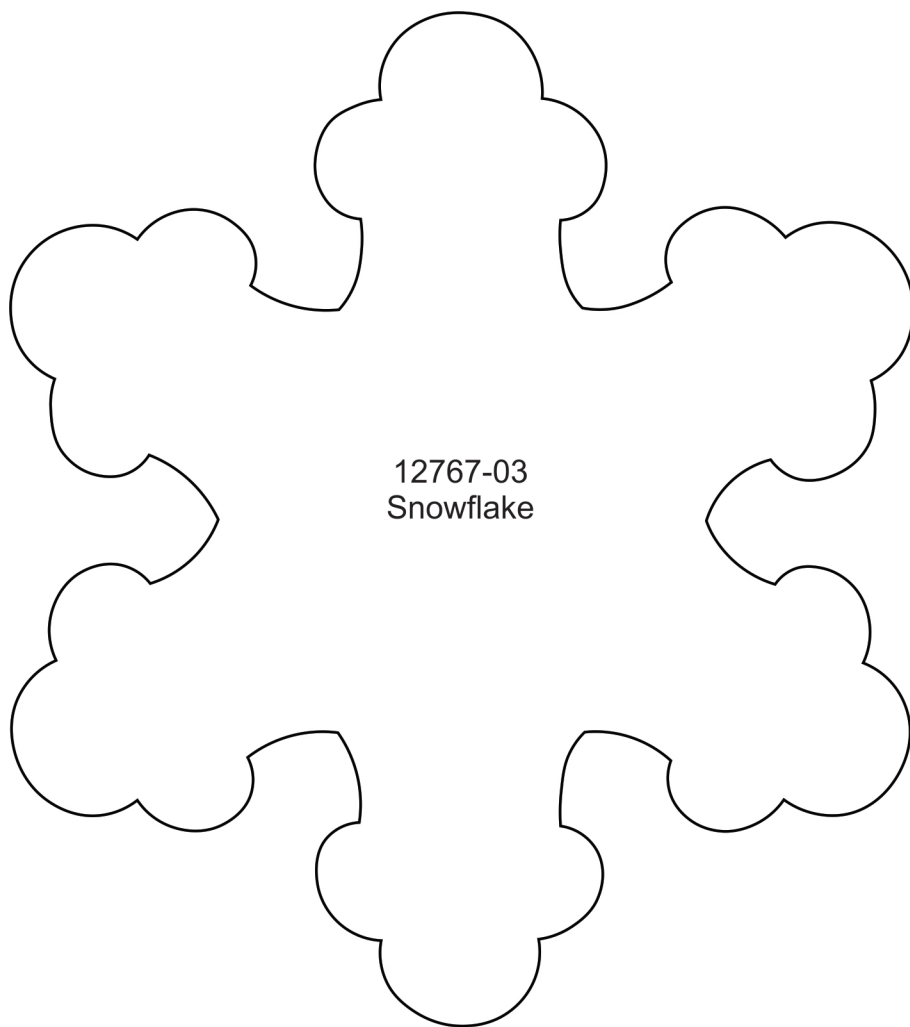
# APPLIQUE PATTERNS



12767-01  
Reindeer



12767-02  
Tree



12767-03  
Snowflake




12767-04  
Snowflake

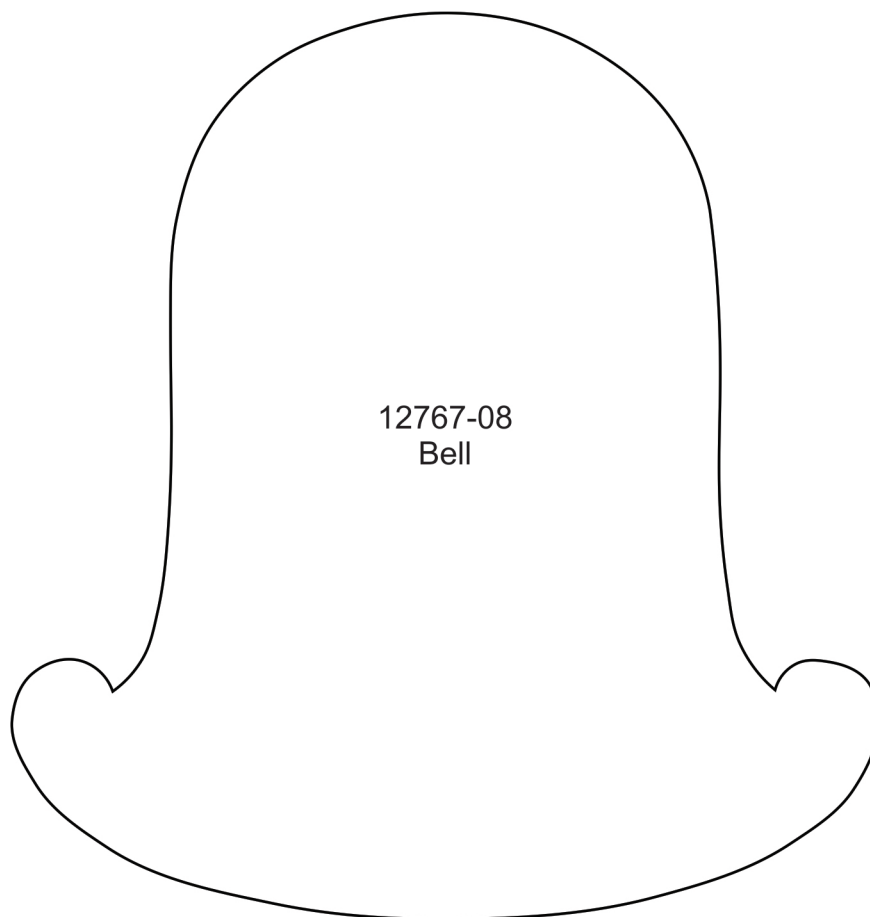




12767-05  
Snowflake



12767-06  
Heart





12767-09  
Stocking

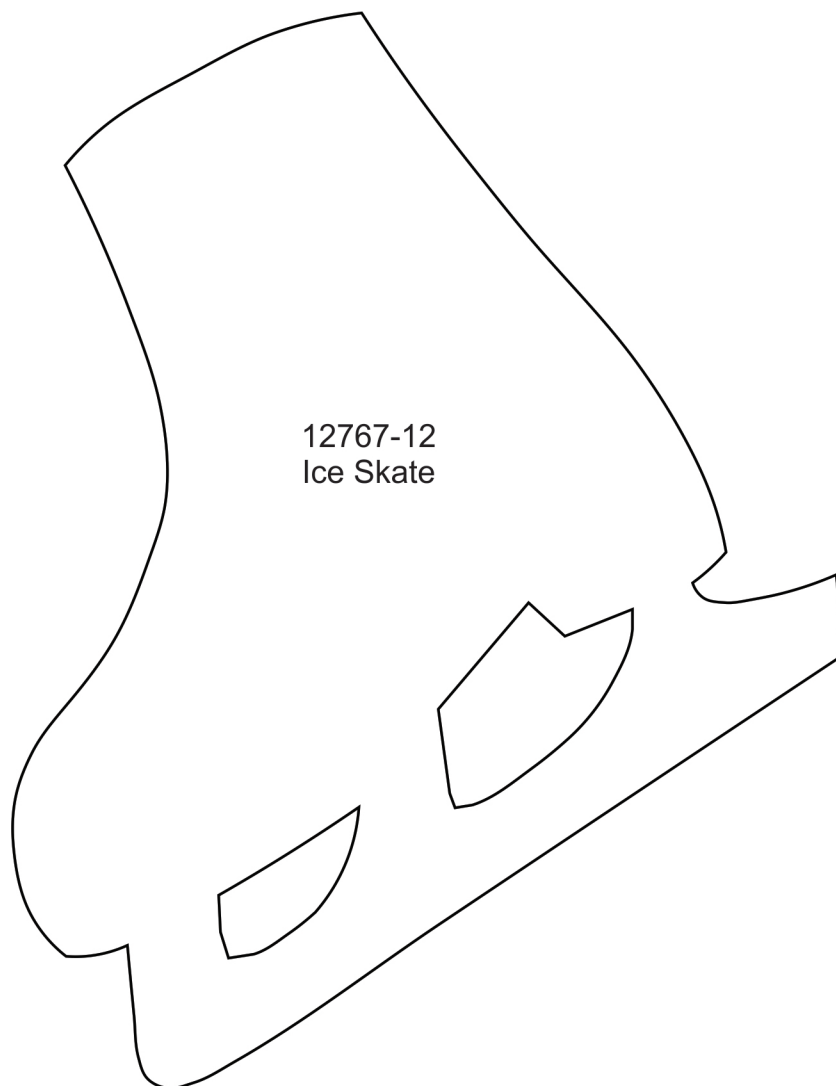
# APPLIQUE PATTERNS




12767-11  
Mittens

12767-10  
Hat


12767-10  
Snowman





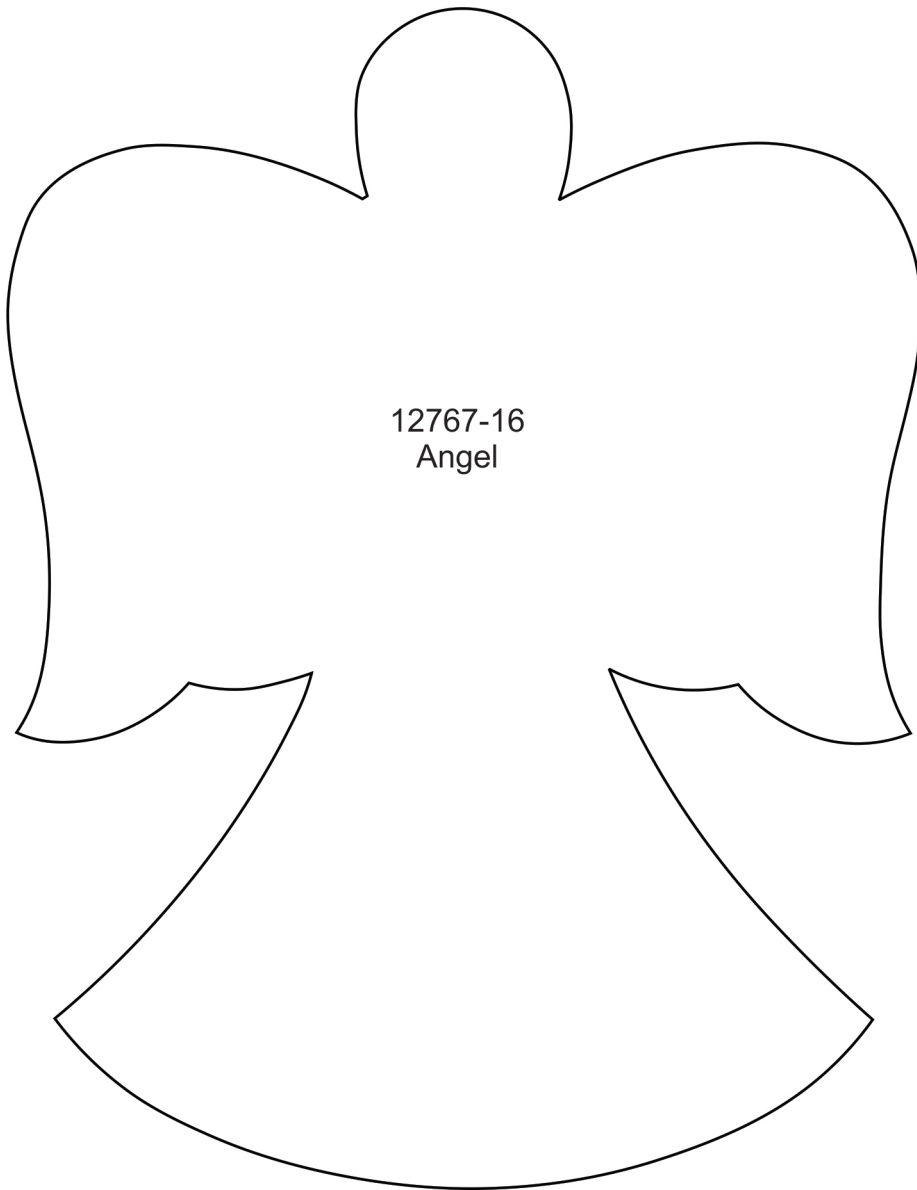


12767-13  
Poinsettia

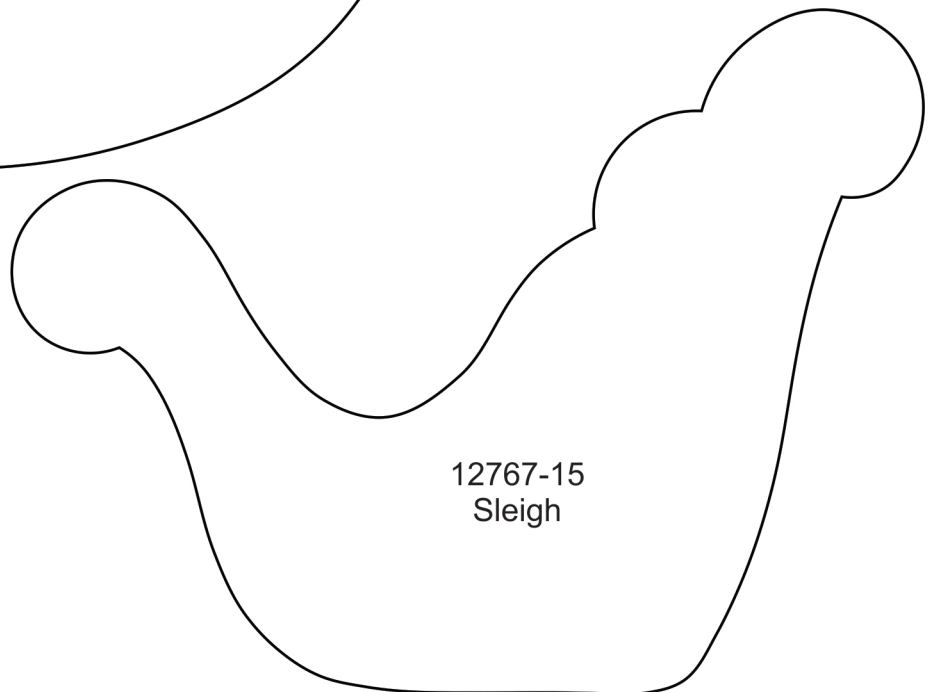


12767-14  
Poinsettia

# APPLIQUE PATTERNS

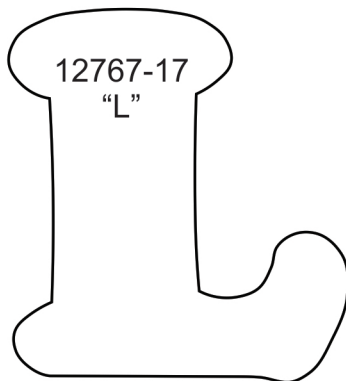
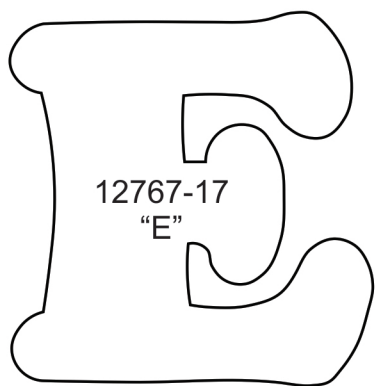
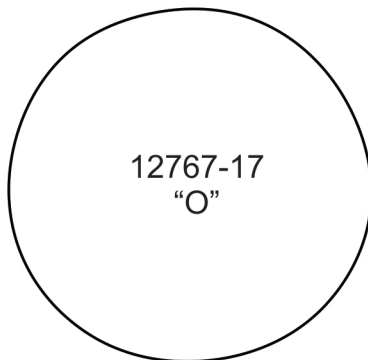
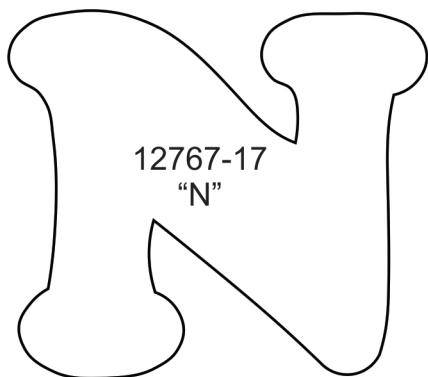


12767-16  
Angel

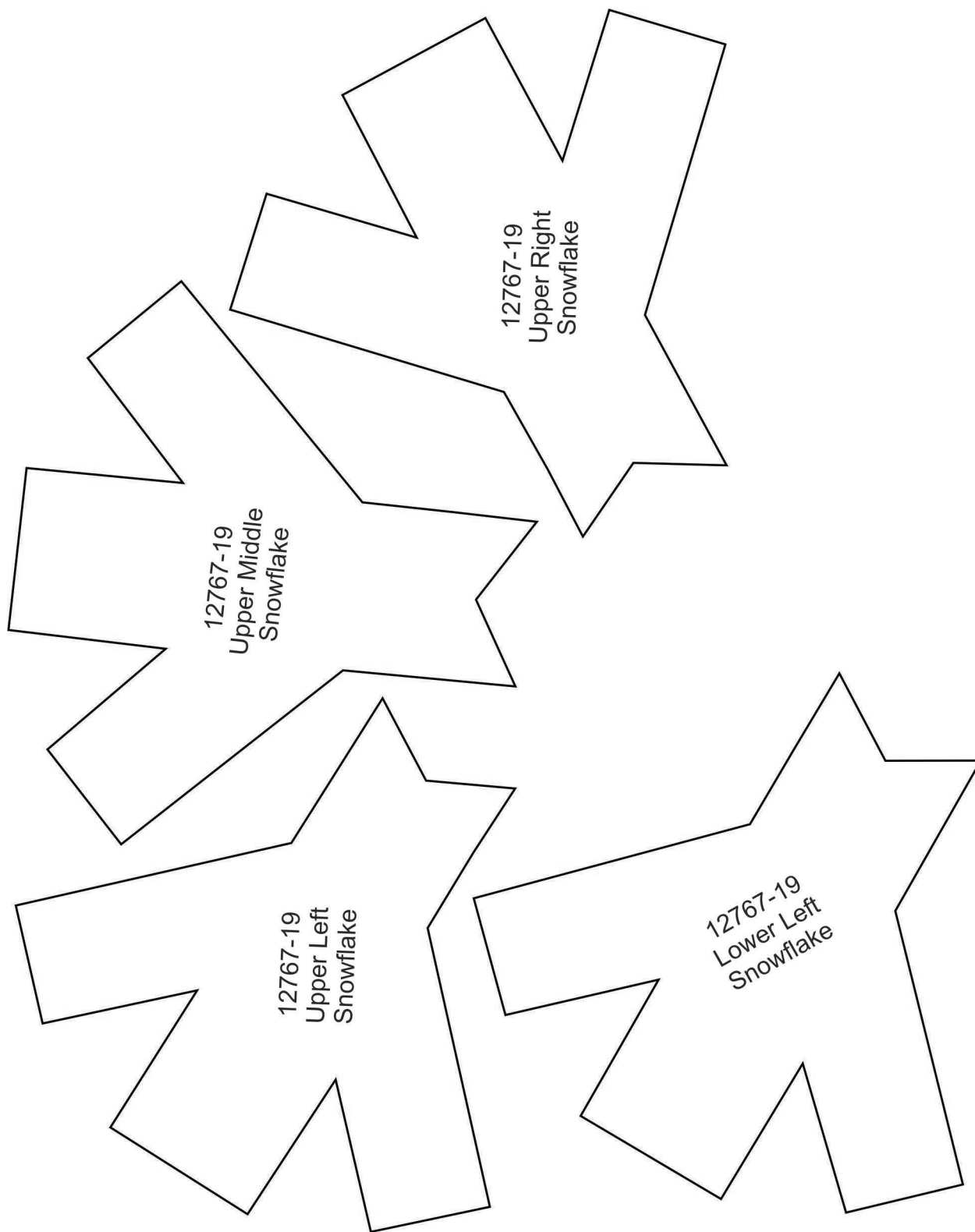


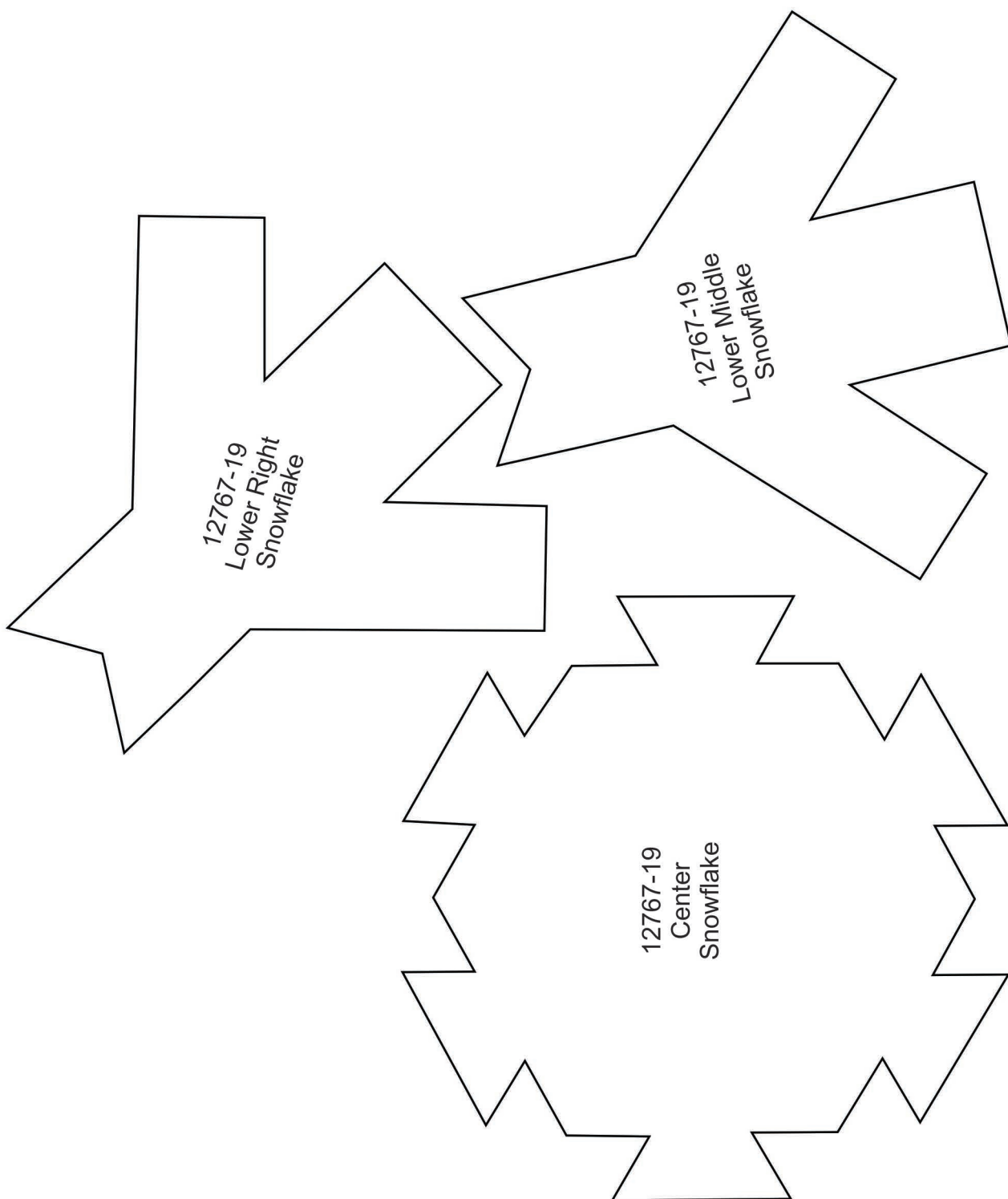
12767-15  
Sleigh

# APPLIQUE PATTERNS

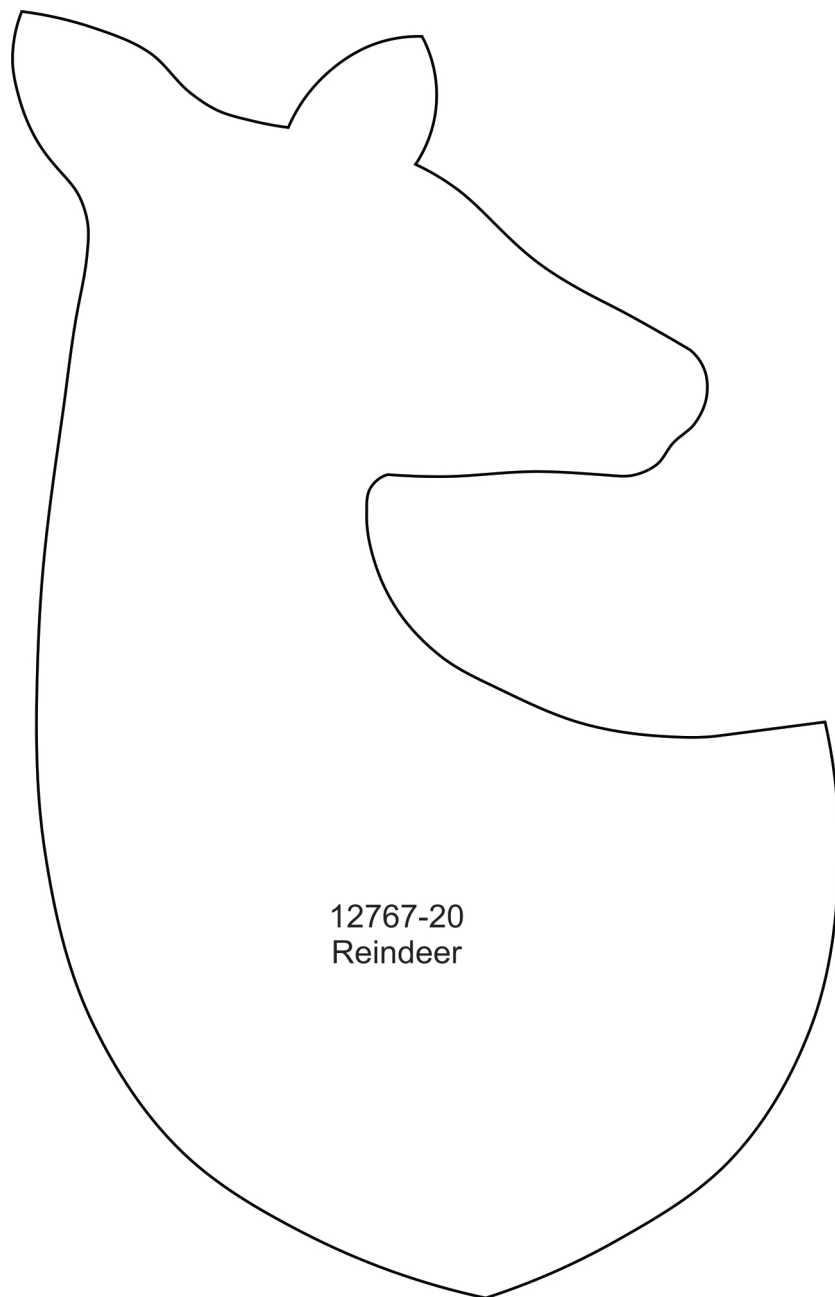


# APPLIQUE PATTERNS









12767-20  
Reindeer