

#12780




3  
DESIGNS

# Halloween Recipe Towels

Note: Some designs in this collection may have been created using unique special stitches and/or techniques. To preserve design integrity when rescaling or rotating designs in your software, always rescale or rotate designs using the handles directly on-screen.

## 12780-01 Witch's Potion Recipe Towel

Size Inches:                      Size mm:                      Stitch Count:  
 4.98 X 8.04 in.    126.49 X 204.22 mm    28,512 St.




■	1. Ingredients and Instructions .....	0020
■	2. Light Purple Leaves.....	3130
■	3. Potion .....	5650
■	4. Eyes/Mouth/ Mixer Handle .....	0220
■	5. Title and Jack-O-Lantern.....	1200
■	6. Bat and Cauldron Shading .....	3265
□	7. Skull and Highlights.....	0015
■	8. Skull/Pumpkin and Cauldron Detail.....	0020
■	9. Title and Potion Outlines .....	5531
■	10. Pot Outline and Leaves .....	2920

Note: Some designs in this collection may have been created using unique special stitches and/or techniques. To preserve design integrity when rescaling or rotating designs in your software, always rescale or rotate designs using the handles directly on-screen.

## 12780-02 Dirt & Worms Recipe Towel

Size Inches: 5.03 X 8.79 in.    Size mm: 127.76 X 223.27 mm    Stitch Count: 27,527 St.



1. Instructions.....	0020
2. Ingredients.....	0945
3. Yellow Worm.....	0310
4. Yellow Worm Detail and Title.....	1102
5. Pudding.....	0873
6. Cookie Mixture.....	1874
7. Purple Worm.....	2732
8. Purple Worm Shading.....	2910
9. Cookie Mixture and Detail.....	4174
10. Cup.....	3650
11. Gray Cup Detail.....	3852
12. Title/Web and Worm Detail.....	2905
13. Green Worms.....	6011
14. Green Worm Shading.....	5230
15. Green Worm Outlines.....	5100
16. White Highlights.....	0015

Note: Some designs in this collection may have been created using unique special stitches and/or techniques. To preserve design integrity when rescaling or rotating designs in your software, always rescale or rotate designs using the handles directly on-screen.













## 12780-03 Caramel Apples Recipe Towel

Size Inches:                      Size mm:                      Stitch Count:  
 4.68 X 8.56 in.    118.87 X 217.42 mm    25,876 St.

**Caramel Apples**

- 6 medium apples
- 6 wooden skewers
- 1 c sugar
- 1/2 c light corn syrup
- 14oz sweetened cond. milk
- 1/8 tsp salt
- 1 tsp vanilla
- candy sprinkles

Skewer each apple and coat a plate with cooking spray. In a 2 qt saucepan, mix sugar, corn syrup, milk and salt. Cook on low heat and stir to 230°F on candy thermometer. Remove from heat and stir in vanilla. Cool slightly. Quickly dip apples in caramel and swirl until covered. Dip bottoms in candy sprinkles and place apples on plate until caramel is set.

	1. Instructions.....	1321
	2. Ingredients.....	0945
	3. Apple and Eye.....	0933
	4. Apple Shading and Title.....	0821
	5. Sunbeam Detail.....	0220
	6. White Detail.....	0015
	7. Orange Detail.....	1102
	8. Lime Detail.....	5633
	9. Erin Green Detail and Title.....	5912
	10. Light Green Detail.....	6011
	11. Stick.....	0532
	12. Apple Outline and Pupil.....	0945

# MATERIALS



## Isacord Thread Colors

0015 White	1200 Sunset Orange	3852 Manatee
0020 Black	1321 Dark Orange	4174 Charcoal
0220 Sunbeam	1874 Pewter	5100 Green
0310 Yellow	2732 Frosted Orchid	5230 Bottle Green
0532 Champagne	2905 Iris Blue	5531 Pear
0821 Honey Gold	2910 Grape	5633 Lime
0873 Stone	2920 Purple	5650 Spring Frost
0933 Redwood	3130 Dawn of Violet	5912 Erin Green
0945 Pine Park	3265 Slate Gray	6011 Tamarack
1102 Pumpkin	3650 Ice Cap	