

#12832

- 15 applique designs
- Fits hoop sizes 5" x 7" and larger



15
DESIGNS

Zen Bookmarks

THREAD LIST



Isacord Thread Colors

0020 Black

DESIGNS

Note: Some designs in this collection may have been created using unique special stitches and/or techniques. To preserve design integrity when rescaling or rotating designs in your software, always rescale or rotate designs using the handles directly on-screen.

*Fabric Required



12832-01 Zen Bookmark FSA

Size Inches:	Size mm:	Stitch Count:
6.61 X 2.36 in.	167.9 X 59.9 mm	19464 St.

- 1. White Fabric Front & Back Placement Stitch .. 0020
- 2. Cut Line & Tackdown 0020
- 3. Inner Detail..... 0020
- 4. Cover Stitch..... 0020

Note: Some designs in this collection may have been created using unique special stitches and/or techniques. To preserve design integrity when rescaling or rotating designs in your software, always rescale or rotate designs using the handles directly on-screen.

*Fabric Required



12832-02 Zen Butterfly Bookmark FSA

Size Inches:	Size mm:	Stitch Count:
6.61 X 2.36 in.	167.9 X 59.9 mm	18279 St.

- 1. White Fabric Front & Back Placement Stitch .. 0020
- 2. Cut Line & Tackdown 0020
- 3. Inner Detail..... 0020
- 4. Cover Stitch..... 0020

*Fabric Required



12832-03 Zen Coffee Bookmark FSA

Size Inches:	Size mm:	Stitch Count:
6.61 X 2.36 in.	168.7 X 59.9 mm	17014 St.

- 1. White Fabric Front & Back Placement Stitch .. 0020
- 2. Cut Line & Tackdown 0020
- 3. Inner Detail..... 0020
- 4. Cover Stitch..... 0020

Note: Some designs in this collection may have been created using unique special stitches and/or techniques. To preserve design integrity when rescaling or rotating designs in your software, always rescale or rotate designs using the handles directly on-screen.

*Fabric Required



12832-04 Zen Feather Bookmark FSA

Size Inches:	Size mm:	Stitch Count:
6.61 X 2.36 in.	167.9 X 59.9 mm	18989 St.

- 1. White Fabric Front & Back Placement Stitch .. 0020
- 2. Cut Line & Tackdown 0020
- 3. Inner Detail..... 0020
- 4. Cover Stitch..... 0020

*Fabric Required



12832-05 Zen Fish Bookmark FSA

Size Inches:	Size mm:	Stitch Count:
6.61 X 2.36 in.	167.9 X 59.9 mm	17743 St.

- 1. White Fabric Front & Back Placement Stitch .. 0020
- 2. Cut Line & Tackdown 0020
- 3. Inner Detail..... 0020
- 4. Cover Stitch..... 0020

Note: Some designs in this collection may have been created using unique special stitches and/or techniques. To preserve design integrity when rescaling or rotating designs in your software, always rescale or rotate designs using the handles directly on-screen.

*Fabric Required



12832-06 Zen Flower Bookmark FSA

Size Inches:	Size mm:	Stitch Count:
6.61 X 2.36 in.	167.9 X 59.9 mm	20393 St.

- 1. White Fabric Front & Back Placement Stitch .. 0020
- 2. Cut Line & Tackdown 0020
- 3. Inner Detail..... 0020
- 4. Cover Stitch..... 0020

*Fabric Required



12832-07 Zen Heart Bookmark FSA

Size Inches:	Size mm:	Stitch Count:
6.61 X 2.36 in.	167.9 X 59.9 mm	18581 St.

- 1. White Fabric Front & Back Placement Stitch .. 0020
- 2. Cut Line & Tackdown 0020
- 3. Inner Detail..... 0020
- 4. Cover Stitch..... 0020

Note: Some designs in this collection may have been created using unique special stitches and/or techniques. To preserve design integrity when rescaling or rotating designs in your software, always rescale or rotate designs using the handles directly on-screen.

*Fabric Required



12832-08 Zen Lotus Flower Bookmark FSA

Size Inches:	Size mm:	Stitch Count:
6.61 X 2.36 in.	167.9 X 59.9 mm	17958 St.

- 1. White Fabric Front & Back Placement Stitch .. 0020
- 2. Cut Line & Tackdown 0020
- 3. Inner Detail..... 0020
- 4. Cover Stitch..... 0020

*Fabric Required



12832-09 Zen One More Chapter Bookmark FSA

Size Inches:	Size mm:	Stitch Count:
6.61 X 2.36 in.	167.9 X 59.9 mm	17208 St.

- 1. White Fabric Front & Back Placement Stitch .. 0020
- 2. Cut Line & Tackdown 0020
- 3. Inner Detail..... 0020
- 4. Cover Stitch..... 0020

Note: Some designs in this collection may have been created using unique special stitches and/or techniques. To preserve design integrity when rescaling or rotating designs in your software, always rescale or rotate designs using the handles directly on-screen.

*Fabric Required



12832-10 Zen Owl Bookmark FSA

Size Inches:	Size mm:	Stitch Count:
6.61 X 2.36 in.	167.9 X 59.9 mm	17556 St.

- 1. White Fabric Front & Back Placement Stitch .. 0020
- 2. Cut Line & Tackdown 0020
- 3. Inner Detail..... 0020
- 4. Cover Stitch..... 0020

*Fabric Required



12832-11 Zen Planets Bookmark FSA

Size Inches:	Size mm:	Stitch Count:
6.61 X 2.36 in.	167.9 X 59.9 mm	15673 St.

- 1. White Fabric Front & Back Placement Stitch .. 0020
- 2. Cut Line & Tackdown 0020
- 3. Inner Detail..... 0020
- 4. Cover Stitch..... 0020

Note: Some designs in this collection may have been created using unique special stitches and/or techniques. To preserve design integrity when rescaling or rotating designs in your software, always rescale or rotate designs using the handles directly on-screen.

*Fabric Required



12832-12 Zen Shapes Bookmark FSA

Size Inches:	Size mm:	Stitch Count:
6.61 X 2.36 in.	167.9 X 59.9 mm	17260 St.

- 1. White Fabric Front & Back Placement Stitch .. 0020
- 2. Cut Line & Tackdown 0020
- 3. Inner Detail..... 0020
- 4. Cover Stitch..... 0020

*Fabric Required



12832-13 Zen Ship Bookmark FSA

Size Inches:	Size mm:	Stitch Count:
6.61 X 2.36 in.	167.9 X 59.9 mm	15919 St.

- 1. White Fabric Front & Back Placement Stitch .. 0020
- 2. Cut Line & Tackdown 0020
- 3. Inner Detail..... 0020
- 4. Cover Stitch..... 0020

Note: Some designs in this collection may have been created using unique special stitches and/or techniques. To preserve design integrity when rescaling or rotating designs in your software, always rescale or rotate designs using the handles directly on-screen.

*Fabric Required



12832-14 Zen Skull Bookmark FSA

Size Inches:	Size mm:	Stitch Count:
6.61 X 2.36 in.	167.9 X 59.9 mm	16941 St.

- 1. White Fabric Front & Back Placement Stitch .. 0020
- 2. Cut Line & Tackdown 0020
- 3. Inner Detail..... 0020
- 4. Cover Stitch..... 0020

*Fabric Required



12832-15 Zen Unicorn Bookmark FSA

Size Inches:	Size mm:	Stitch Count:
6.61 X 2.36 in.	167.9 X 59.9 mm	15793 St.

- 1. White Fabric Front & Back Placement Stitch .. 0020
- 2. Cut Line & Tackdown 0020
- 3. Inner Detail..... 0020
- 4. Cover Stitch..... 0020

COLLECTION SUPPLIES



Stabilizer

- AquaMesh WashAway
- StabilStick TearAway - each bookmark needs TWO 7 ½" x 3 ½" pieces. (⅔ yds needed to make all 15 bookmarks)

Supplies


- Applique Fabric, each bookmark needs TWO 7 ½" x 3 ½" pieces. (⅔ yds needed to make all 15 bookmarks)
- Temporary Spray Adhesive
- Black Isacord Thread: 2 spools (used for both top thread and bobbin)

INSTRUCTIONS




STEP 1

- Prep two 7 ½" x 3 ½" pieces of fabric with StabilStick TearAway to the wrong side of the fabric.



STEP 2

- **Note** - Match Bobbin to top thread
- Hoop 2 layers of AquaMesh and sew color #1, White Fabric Front and Back Placement Stitch.



STEP 3

- Lightly spray the wrong side of the front applique piece with temporary spray adhesive and place directly over the placement stitch covering it entirely.




INSTRUCTIONS




STEP 4

- Flip the hoop over and repeat step 3 on the back side.



STEP 5

- Return the hoop to the machine and sew color #2, Cut Line and Tackdown.



STEP 6

- Remove the hoop from the machine but DO NOT remove the project from the hoop. Trim applique fabric close to the cut line. Flip the hoop over and repeat on the back side.



INSTRUCTIONS



STEP 7

- Return the hoop to the machine and sew color #3, Inner Detail.



STEP 8

- Sew color #4, Cover Stitch.



STEP 9

- After sewing is complete, remove the design from the hoop and trim the stabilizer $\frac{1}{4}$ " - $\frac{1}{2}$ " from the design.



INSTRUCTIONS



STEP 10

- Remove remaining stabilizer with warm running water.
- Lay flat to dry.



APPLIQUE PATTERNS



12832
Front & Back
Fabric Pattern

MIRRORED PATTERNS

