

# HOLLY JOLLY



**35**  
Designs

Fits hoop sizes 5" x 7" and larger

# THREAD LIST



## Isacord Thread Colors

0010 Silky White	1161 Straw	4071 Glacier Green
0020 Black	1761 Tea Rose	4250 Snomoon
0142 Sterling	1900 Geranium	5555 Deep Green
0453 Army Drab	2011 Fire Engine	5643 Green Dust
0660 Vanilla	2051 Teaberry	5832 Celery
0741 Wheat	2152 Heather Pink	5833 Limabean
0842 Toffee	2155 Pink Tulip	6071 Old Lace
0853 Pecan	3840 Oxford	
1133 Peru	3963 Hint of Blue	

# DESIGNS

Note: Some designs in this collection may have been created using unique special stitches and/or techniques. To preserve design integrity when rescaling or rotating designs in your software, always rescale or rotate designs using the handles directly on-screen.

\*Fabric Required



### 12836-01 Most Wonderful Time Applique

Size Inches:                      Size mm:                      Stitch Count:  
 10.33 X 9.01 in.    262.4 X 228.9 mm    69543 St.

	1. White Fabric Placement Stitch .....	0142
	2. Cut Line and Tackdown .....	0142
	3. Gray Detail .....	0142
	4. Light Red Ribbon Detail .....	1900
	5. Dark Red Ribbon Detail.....	2011
	6. White Detail .....	0010
	7. Tan Ribbon Detail .....	6071
	8. Black Lettering.....	0020
	9. Medium Green Detail .....	5833
	10. Dark Green Detail.....	5643
	11. Red Berries .....	1900

Note: Some designs in this collection may have been created using unique special stitches and/or techniques. To preserve design integrity when rescaling or rotating designs in your software, always rescale or rotate designs using the handles directly on-screen.

## 12836-02 Poinsettia Wreath



Size Inches: 8.73 X 9.01 in.      Size mm: 221.7 X 228.9 mm      Stitch Count: 56940 St.

	1. Light Tan Branch .....	1161
	2. Medium Green Leaves .....	5833
	3. Dark Green Leaf Detail.....	5643
	4. Dark Red Bracts .....	2011
	5. Pink Bracts .....	2152
	6. Light Red Bracts.....	1900
	7. White Berries and Petals.....	0010
	8. Light Blue Flower Detail .....	3963
	9. Red Stamens.....	2011
	10. Dark Green Flower Detail.....	5643
	11. Medium Green Flower and Leaf Detail.....	5833
	12. Tan Green Flower Detail.....	0453
	13. Light Green Flower Detail.....	5832

## 12836-03 Merry & Bright







Size Inches: 6.22 X 4.62 in.      Size mm: 158.0 X 117.3 mm      Stitch Count: 28724 St.

	1. Light Red Ribbon Detail .....	1900
	2. Dark Red Ribbon Detail.....	2011
	3. White Detail .....	0010
	4. Tan Detail .....	6071
	5. Medium Green Detail .....	5833
	6. Black Detail .....	0020
	7. Dark Green Detail.....	5643
	8. Light Red Berries.....	1900




Note: Some designs in this collection may have been created using unique special stitches and/or techniques. To preserve design integrity when rescaling or rotating designs in your software, always rescale or rotate designs using the handles directly on-screen.

## 12836-04 Merry Christmas Tree

Size Inches:	Size mm:	Stitch Count:
<b>5.93 X 4.31 in.</b>	<b>150.6 X 109.5 mm</b>	<b>15301 St.</b>
 1. Red Lettering.....		1900
 2. Medium Green Detail .....		5833
 3. White Detail .....		0010
 4. Red Berries .....		1900



## 12836-05 Happy Holidays




Size Inches:	Size mm:	Stitch Count:
<b>5.44 X 4.55 in.</b>	<b>138.2 X 115.6 mm</b>	<b>29584 St.</b>
 1. Light Red Ribbon Detail .....		1900
 2. Dark Red Ribbon Detail.....		2011
 3. Gray Ribbon Detail.....		0142
 4. White Ribbon Detail.....		0010
 5. Tan Ribbon Detail.....		6071
 6. Black Lettering.....		0020
 7. Medium Green Detail .....		5833
 8. Dark Green Detail.....		5643
 9. Light Red Berries.....		1900
 10. Dark Red Detail .....		2011



Note: Some designs in this collection may have been created using unique special stitches and/or techniques. To preserve design integrity when rescaling or rotating designs in your software, always rescale or rotate designs using the handles directly on-screen.





## 12836-06 Jolly Holiday Sentiments

*You are the..*  
 holly to my jolly  
**HOME TO MY HOLIDAY**  
 jingle to my bells  
 winter to my wonderland  
 happy to my holiday  
**STAR ON MY TREE**  
 milk to my cookies  
**PRESENT UNDER THE TREE**  
 fruit to my cake  
 nut to my cracker  
 joy to my world  
 kiss under the mistletoe  
**GINGER TO MY BREAD**  
 dash through the snow  
 candy to my cane

Size Inches:	Size mm:	Stitch Count:
9.32 X 5.16 in.	236.7 X 131.1 mm	48082 St.
	1. Medium Green Lettering.....	5833
	2. Light Red Lettering.....	1900
	3. Black Lettering.....	0020

## 12836-07 Christmas Rules

*Christmas Rules*  
  
 spread Christmas cheer  
 believe in Santa  
 check your list twice  
 listen for reindeer  
 jingle all the way  
 be kind and of good cheer  
 give Santa cookies & milk  
 treasure family  
 deck the halls  
 Christmas calories don't count  
 no peeking or pouting  
 eat, drink & be merry  
 bake cookies  
 kiss under the mistletoe



























Size Inches:	Size mm:	Stitch Count:
9.04 X 5.31 in.	229.6 X 134.9 mm	53737 St.
	1. White Stripes.....	0010
	2. Light Red Lettering and Stripes.....	1900
	3. Medium Green Lettering.....	5833
	4. Black Lettering.....	0020

Note: Some designs in this collection may have been created using unique special stitches and/or techniques. To preserve design integrity when rescaling or rotating designs in your software, always rescale or rotate designs using the handles directly on-screen.

## 12836-08 Santa & Sleigh

Size Inches:                      Size mm:                      Stitch Count:  
**6.68 X 4.03 in.**    **169.7 X 102.4 mm**    **28019 St.**



	1. Red Gift .....	1900
	2. Light Gold Bow .....	0741
	3. Light Green Gifts Detail .....	5832
	4. Medium Green Gifts Detail .....	5833
	5. Red Bag .....	1900
	6. Dark Red Gifts Detail .....	2011
	7. Tree .....	5643
	8. Dark Green Tree and Gift Detail .....	5555
	9. Dark Red Sleigh .....	2011
	10. Gold Sleigh Detail .....	0842
	11. Light Gold Sleigh Shading .....	0741
	12. Light Green Tree Detail .....	5832
	13. Skin .....	1761
	14. Skin Shading .....	2051
	15. Eyes .....	0020
	16. Light Red Santa Detail .....	1900
	17. Dark Red Santa Detail .....	2011
	18. White Santa Detail .....	0010
	19. Brown Bell Detail .....	0853
	20. Black Santa Detail .....	0020
	21. Gray Santa Detail .....	0142
	22. Gold Bell Detail .....	0842
	23. Dark Red Face Detail .....	2011
	24. Belt and Bell Light Gold Detail .....	0741
	25. Bell Yellow Detail .....	0660
	26. Tan Rope and Bell Detail .....	1133

Note: Some designs in this collection may have been created using unique special stitches and/or techniques. To preserve design integrity when rescaling or rotating designs in your software, always rescale or rotate designs using the handles directly on-screen.



## 12836-09 Hanging Snowflakes


Size Inches:                      Size mm:                      Stitch Count:  
**8.05 X 5.75 in. 204.5 X 146.1 mm 13627 St.**

<input type="checkbox"/>	1. White Detail .....	0010
<input type="checkbox"/>	2. Light Blue Detail .....	3840
<input type="checkbox"/>	3. Red Detail.....	1900

## 12836-10 Snowflakes

Size Inches:                      Size mm:                      Stitch Count:  
**5.85 X 4.22 in. 148.6 X 107.2 mm 10380 St.**

<input type="checkbox"/>	1. White Snowflakes.....	0010
<input type="checkbox"/>	2. Blue Snowflake.....	3840



Note: Some designs in this collection may have been created using unique special stitches and/or techniques. To preserve design integrity when rescaling or rotating designs in your software, always rescale or rotate designs using the handles directly on-screen.

## 12836-11 Holiday Floral

Size Inches:                      Size mm:                      Stitch Count:  
**6.08 X 4.44 in.    154.4 X 112.8 mm    15412 St.**



	1. Dark Green Vine and Leaves .....	5643
	2. Tan Detail .....	1161
	3. Brown Detail .....	0853
	4. Medium Green Leaves .....	5833
	5. Dark Green Leaf Detail.....	5643
	6. Light Red Flowers and Berries .....	1900
	7. Dark Red Flower Detail and Berries.....	2011
	8. Black Detail .....	0020
	9. White Flower Petals .....	0010
	10. Pale Tan Flower Petals.....	6071
	11. Khaki Flower Petals.....	0453
	12. Dark Green Stamen .....	5643

## 12836-12 Poinsettia

Size Inches:                      Size mm:                      Stitch Count:  
**6.52 X 4.43 in.    165.6 X 112.5 mm    18790 St.**







	1. Light Tan Branch .....	1161
	2. Medium Green Leaves .....	5833
	3. Dark Green Leaf Detail.....	5643
	4. Dark Red Bracts .....	2011
	5. Pink Bracts .....	2152
	6. Light Red Bracts .....	1900
	7. Dark Green Flowers and Leaf .....	5643
	8. Medium Green Flowers and Leaf Detail.....	5833
	9. Tan Green Flowers .....	0453
	10. Light Green Flowers and Leaf Detail.....	5832
	11. White Flower .....	0010
	12. Blue Petal Shading.....	3963
	13. Dark Red Stamen.....	2011



Note: Some designs in this collection may have been created using unique special stitches and/or techniques. To preserve design integrity when rescaling or rotating designs in your software, always rescale or rotate designs using the handles directly on-screen.


















## 12836-13 Mistletoe



Size Inches:	Size mm:	Stitch Count:
<b>4.87 X 4.16 in.</b>	<b>123.7 X 105.7 mm</b>	<b>10368 St.</b>
 1. Medium Green Leaves .....	5833	
 2. Dark Green Leaves .....	5643	
 3. Red Bow .....	1900	
 4. White Berries .....	0010	

## 12836-14 Holiday Candle










Size Inches:	Size mm:	Stitch Count:
<b>4.11 X 4.54 in.</b>	<b>104.4 X 115.3 mm</b>	<b>18423 St.</b>
 1. Light Gold Flame and Candle .....	0741	
 2. Pale Yellow Candle Detail .....	0660	
 3. Light Gold Candle Detail .....	0741	
 4. Medium Gold Candle Detail .....	0842	
 5. Dark Gold Candle Detail .....	1133	
 6. Light Gold Candle Detail .....	0741	
 7. Brown Candle Detail .....	0853	
 8. White Light Shading .....	0010	
 9. Leaves .....	5833	
 10. Dark Green Leaf Detail .....	5643	
 11. Dark Red Bracts .....	2011	
 12. Pink Bracts .....	2152	
 13. Light Red Bracts .....	1900	
 14. Dark Green Stamen Detail .....	5643	
 15. Medium Green Flowers .....	5833	
 16. Tan Green Flowers .....	0453	
 17. Light Green Flowers .....	5832	

Note: Some designs in this collection may have been created using unique special stitches and/or techniques. To preserve design integrity when rescaling or rotating designs in your software, always rescale or rotate designs using the handles directly on-screen.

## 12836-15 Holiday Wreath

Size Inches:                      Size mm:                      Stitch Count:  
**6.10 X 4.56 in.    154.9 X 115.8 mm    21136 St.**










	1. Medium Green Wreath .....	5833
	2. Dark Green Leaves .....	5555
	3. Dark Red Bow Detail .....	2011
	4. Light Red Bow Detail .....	1900
	5. Light Red Berries .....	1900
	6. Dark Red Berries .....	2011
	7. White Highlights .....	0010

## 12836-16 Joy To The World

Size Inches:                      Size mm:                      Stitch Count:  
**6.48 X 4.37 in.    164.6 X 111.0 mm    15861 St.**











	1. Dark Red Bird Detail .....	2011
	2. Medium Green Bird Detail .....	5833
	3. Black Bird Detail .....	0020
	4. White Bird Detail .....	0010
	5. White Lettering .....	0010
	6. Dark Red Lettering .....	2011
	7. Black Lettering .....	0020

Note: Some designs in this collection may have been created using unique special stitches and/or techniques. To preserve design integrity when rescaling or rotating designs in your software, always rescale or rotate designs using the handles directly on-screen.
















## 12836-17 Santa



Size Inches:	Size mm:	Stitch Count:
<b>5.29 X 4.21 in.</b>	<b>134.4 X 106.9 mm</b>	<b>17495 St.</b>
 1. Skin .....		1761
 2. Skin Shading .....		2051
 3. Eyes .....		0020
 4. Light Red Hat Shading .....		1900
 5. Dark Red Hat Shading .....		2011
 6. White Detail .....		0010
 7. Gray Shading .....		0142
 8. Dark Red Face Detail .....		2011

## 12836-18 Mrs. Claus


















Size Inches:	Size mm:	Stitch Count:
<b>3.78 X 4.25 in.</b>	<b>96.0 X 108.0 mm</b>	<b>23959 St.</b>
 1. Skin .....		1761
 2. Skin Shading .....		2051
 3. Dark Red Face Detail .....		2011
 4. White Hair .....		0010
 5. Red Hat .....		1900
 6. Dark Red Hat Detail .....		2011
 7. White Hat Detail .....		0010
 8. Pale Gray Hat Detail .....		4071
 9. Nose .....		0660
 10. Medium Green Leaves .....		5833
 11. Dark Green Leaf Detail .....		5643
 12. Berries .....		1900
 13. Black Eyes and Glasses .....		0020
 14. White Eye Highlights .....		0010
 15. Mouth .....		2152

Note: Some designs in this collection may have been created using unique special stitches and/or techniques. To preserve design integrity when rescaling or rotating designs in your software, always rescale or rotate designs using the handles directly on-screen.

## 12836-19 Christmas Elf



Size Inches:	Size mm:	Stitch Count:
<b>5.64 X 4.03 in.</b>	<b>143.3 X 102.4 mm</b>	<b>21990 St.</b>
 1. Background Hair.....		0853
 2. Skin .....		1761
 3. Hair.....		0853
 4. Mouth and Nose .....		2152
 5. Eyes .....		0020
 6. White Detail .....		0010
 7. Dark Green Shoes and Pants .....		5643
 8. Dark Red Detail .....		2011
 9. Light Red Hat Detail .....		1900
 10. Medium Green Detail .....		5833
 11. Black Belt .....		0020
 12. Light Red Detail.....		1900
 13. Light Gold Detail.....		0741
 14. Dark Green Leaves .....		5643
 15. Medium Green Leaf Detail .....		5833

## 12836-20 Snowman



Size Inches:	Size mm:	Stitch Count:
<b>5.43 X 4.50 in.</b>	<b>137.9 X 114.3 mm</b>	<b>21452 St.</b>
 1. Snowman and Hat Trim.....		0010
 2. Snowman Pale Blue Shading.....		3963
 3. Arms.....		0853
 4. Red Detail.....		1900
 5. Cheeks .....		2051
 6. Pale Gray Hat Shading.....		4071
 7. Aqua Hat Shading .....		4250
 8. Dark Red Detail .....		2011
 9. Green Scarf and Leaves .....		5833
 10. Black Detail .....		0020
 11. Nose and Berries.....		1900
 12. Dark Green Leaf Detail.....		5643
 13. White Highlights .....		0010
 14. Pink Highlights.....		2152

Note: Some designs in this collection may have been created using unique special stitches and/or techniques. To preserve design integrity when rescaling or rotating designs in your software, always rescale or rotate designs using the handles directly on-screen.

## 12836-21 Rudolph









Size Inches:                      Size mm:                      Stitch Count:  
**3.97 X 3.40 in.    100.8 X 86.4 mm    10412 St.**

	1. Brown Legs .....	0853
	2. White Detail .....	0010
	3. Deer.....	1133
	4. Antlers .....	0853
	5. Dark Red Bow Detail.....	2011
	6. Nose and Light Red Bow Detail .....	1900
	7. Black Detail .....	0020
	8. Cheek.....	2155

## 12836-22 Christmas Stocking







Size Inches:                      Size mm:                      Stitch Count:  
**6.39 X 3.31 in.    162.3 X 84.1 mm    17737 St.**

	1. Dark Green Detail.....	5643
	2. White Stripes .....	0010
	3. Red Stripes.....	1900
	4. Pale Blue Shading.....	4071
	5. Medium Green Trim.....	5833
	6. White Stitching .....	0010

Note: Some designs in this collection may have been created using unique special stitches and/or techniques. To preserve design integrity when rescaling or rotating designs in your software, always rescale or rotate designs using the handles directly on-screen.






## 12836-23 Christmas Tree Words



	Size Inches:	Size mm:	Stitch Count:
	<b>5.32 X 4.22 in.</b>	<b>135.1 X 107.2 mm</b>	<b>26202 St.</b>
	1. Tree .....		5833
	2. Trunk .....		1161
	3. White Detail .....		0010
	4. Red Detail.....		1900

## 12836-24 Holiday Ornaments















	Size Inches:	Size mm:	Stitch Count:
	<b>6.36 X 3.72 in.</b>	<b>161.5 X 94.5 mm</b>	<b>12959 St.</b>
	1. Red Bulb.....		1900
	2. Dark Green Bulb Detail .....		5643
	3. Medium Green Bulb Detail .....		5833
	4. White Bulb Detail.....		0010
	5. Black Detail .....		0020

Note: Some designs in this collection may have been created using unique special stitches and/or techniques. To preserve design integrity when rescaling or rotating designs in your software, always rescale or rotate designs using the handles directly on-screen.














## 12836-25 Car Snow Globe Ornament



Size Inches:	Size mm:	Stitch Count:
<b>6.55 X 3.38 in.</b>	<b>166.4 X 85.9 mm</b>	<b>19942 St.</b>
 1. Blue Bulb Detail.....		3963
 2. Aqua Bulb Detail.....		4250
 3. Snow .....		0010
 4. Car.....		1900
 5. Black Car Detail.....		0020
 6. Tan Detail .....		1161
 7. White Car Detail .....		0010
 8. Tree .....		5833
 9. White Bulb Cap .....		0010
 10. Black Bulb Cap.....		0020
 11. Red Bow Detail.....		1900
 12. Dark Red Bow Detail.....		2011

## 12836-26 Snowman Snow Globe Ornament









Size Inches:	Size mm:	Stitch Count:
<b>6.56 X 3.38 in.</b>	<b>166.6 X 85.9 mm</b>	<b>19013 St.</b>
 1. Pale Blue Bulb Detail.....		3963
 2. Aqua Bulb Detail.....		4250
 3. Snow .....		0010
 4. Pale Gray Snowman Detail .....		4071
 5. Arms.....		0853
 6. Pink Cheeks .....		2051
 7. Green Scarf.....		5833
 8. Red Snowman Detail.....		2011
 9. Black Snowman Detail .....		0020
 10. White Bulb Cap .....		0010
 11. Black Bulb Cap.....		0020
 12. Red Bow Detail.....		1900
 13. Dark Bow Detail.....		2011

Note: Some designs in this collection may have been created using unique special stitches and/or techniques. To preserve design integrity when rescaling or rotating designs in your software, always rescale or rotate designs using the handles directly on-screen.

## 12836-27 Snowflake Snow Globe Ornament



Size Inches:                      Size mm:                      Stitch Count:  
**6.56 X 3.38 in.    166.6 X 85.9 mm    17741 St.**

	1. Blue Bulb Detail.....	3963
	2. Aqua Bulb Detail.....	4250
	3. Snowflake and White Detail .....	0010
	4. Black Bulb Detail .....	0020
	5. Red Bow Detail.....	1900
	6. Dark Red Bow Detail .....	2011



## 12836-28 Snowflake Circle

Size Inches:                      Size mm:                      Stitch Count:  
**2.71 X 2.71 in.    68.8 X 68.8 mm    10564 St.**

	1. Red Detail.....	2011
	2. White Detail .....	0010





Note: Some designs in this collection may have been created using unique special stitches and/or techniques. To preserve design integrity when rescaling or rotating designs in your software, always rescale or rotate designs using the handles directly on-screen.

## 12836-29 Christmas Present



Size Inches:                      Size mm:                      Stitch Count:  
**3.55 X 2.59 in.    90.2 X 65.8 mm    13386 St.**

- 1. Light Red Wrapping Detail .....1900
- 2. Black Wrapping Detail .....0020
- 3. Dark Red Wrapping Detail and Lid .....2011
- 4. White Wrapping Detail .....0010
- 5. Red Bow .....1900

## 12836-30 Poinsettia Border








Size Inches:                      Size mm:                      Stitch Count:  
**6.65 X 2.66 in.    168.9 X 67.6 mm    21768 St.**

- 1. Tan Green Leaves .....0453
- 2. Light Green Leaves .....5832
- 3. Medium Green Leaves .....5833
- 4. Dark Green Needles .....5643
- 5. Dark Red Bracts .....2011
- 6. Pink Bracts .....2152
- 7. Red Bracts .....1900
- 8. Dark Green Flowers and Leaf Detail .....5555
- 9. Medium Green Flowers Detail .....5833
- 10. Tan Green Flowers Detail .....0453
- 11. Light Green Flowers Detail .....5832
- 12. Tan Branches .....1161

Note: Some designs in this collection may have been created using unique special stitches and/or techniques. To preserve design integrity when rescaling or rotating designs in your software, always rescale or rotate designs using the handles directly on-screen.

## 12836-31 Holly Accent Border 1






Size Inches:                      Size mm:                      Stitch Count:  
**6.59 X 1.36 in.    167.4 X 34.5 mm    5784 St.**

	1. Red Detail.....	1900
	2. Dark Red Detail .....	2011
	3. White Detail .....	0010
	4. Medium Green Detail .....	5833
	5. Dark Green Detail.....	5643



## 12836-32 Holly Accent Border 2

Size Inches:                      Size mm:                      Stitch Count:  
**1.38 X 4.75 in.    35.1 X 120.7 mm    3462 St.**

	1. White Detail.....	0010
	2. Medium Green Detail .....	5833
	3. Dark Green Detail.....	5643
	4. Light Red Detail.....	1900
	5. Dark Red Detail .....	2011



Note: Some designs in this collection may have been created using unique special stitches and/or techniques. To preserve design integrity when rescaling or rotating designs in your software, always rescale or rotate designs using the handles directly on-screen.

## 12836-33 Holly Accent Corner 1

Size Inches:                      Size mm:                      Stitch Count:  
**2.82 X 2.83 in.**    **71.6 X 71.9 mm**    **2105 St.**



<span style="color: red;">■</span>	1. Light Red Detail.....	1900
<span style="color: darkred;">■</span>	2. Dark Red Detail.....	2011
<span style="color: green;">■</span>	3. Medium Green Detail .....	5833
<span style="border: 1px solid black; display: inline-block; width: 10px; height: 10px;"></span>	4. White Detail.....	0010

## 12836-34 Holly Accent Corner 2

Size Inches:                      Size mm:                      Stitch Count:  
**2.63 X 2.64 in.**    **66.8 X 67.1 mm**    **2870 St.**



<span style="color: red;">■</span>	1. Red Detail.....	1900
<span style="color: green;">■</span>	2. Green Detail .....	5833
<span style="border: 1px solid black; display: inline-block; width: 10px; height: 10px;"></span>	3. White Detail.....	0010

Note: Some designs in this collection may have been created using unique special stitches and/or techniques. To preserve design integrity when rescaling or rotating designs in your software, always rescale or rotate designs using the handles directly on-screen.

## 12836-35 Poinsettia Mini

Size Inches:                      Size mm:                      Stitch Count:  
**1.81 X 1.78 in.**    **46.0 X 45.2 mm**    **2245 St.**




<span style="display:inline-block; width:15px; height:15px; background-color:red; border:1px solid black;"></span>	1. Light Red Detail.....	1900
<span style="display:inline-block; width:15px; height:15px; background-color:darkred; border:1px solid black;"></span>	2. Dark Red Detail.....	2011
<span style="display:inline-block; width:15px; height:15px; background-color:mediumseagreen; border:1px solid black;"></span>	3. Medium Green Detail .....	5833
<span style="display:inline-block; width:15px; height:15px; background-color:white; border:1px solid black;"></span>	4. White Detail.....	0010

## Pre-Cut Applique Instructions

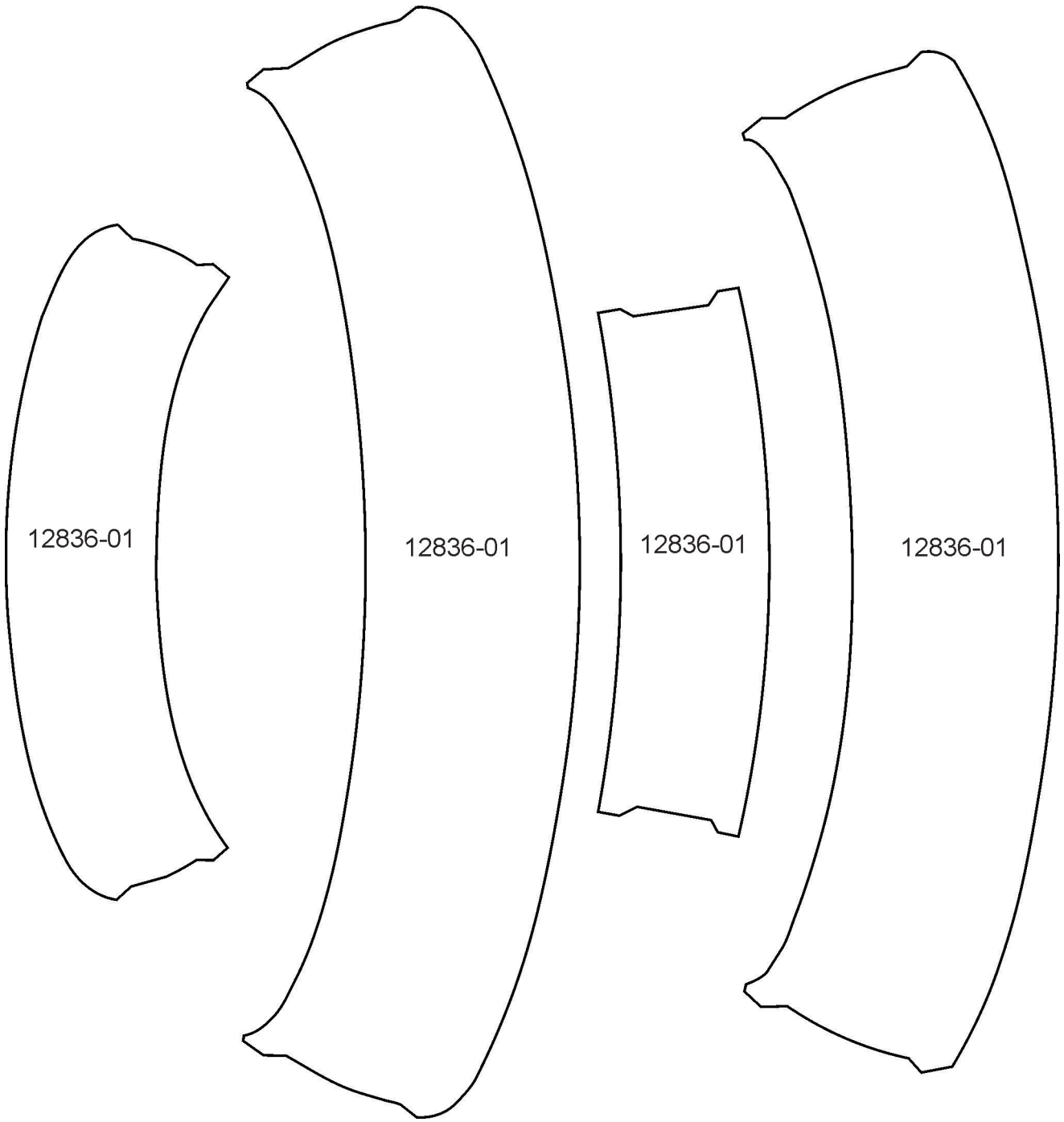
1. Print out the necessary pages from the PDF of the applique pattern(s).
2. Mark the right side of the pattern pieces so you'll know which direction to lay the pattern on the fabric.
3. Lightly spray the wrong side of the pattern pieces with temporary adhesive spray and allow it to set for a few minutes.
4. Place the pattern pieces on the right side of the fabric and carefully cut them out. **PHOTO 1**
5. Sew the placement stitch on your hooped fabric. **PHOTO 2**
6. With the paper still stuck to the right side of the applique fabric, spray the wrong side of the fabric with temporary spray adhesive.
7. Place the fabric inside the placement stitch, so that it completely covers the placement stitch and then remove the paper pattern. **PHOTO 3**
8. Sew the tackdown. **PHOTO 4**
9. Sew the remainder of the design and repeat for any remaining pieces. **PHOTO 5**

**NOTE:** The patterns are sized for the designs as they were made. If you resize the design, you will need to resize the pattern the same amount. You can print out the pattern at the normal size then copy it on a copy machine at the changed size. For example, resize the designs to 80%, resize the printed pattern to 80%.

**TIP:** When Printing the patterns, make sure that the “Fit to page” option is **UNCHECKED** in the Print Dialog Box. If this option is checked the printed patterns will not be actual size.



# APPLIQUE PATTERNS



# MIRRORED PATTERNS

