

# HOME FOR THE HOLIDAYS EMBROIDERY



29  
Designs

# THREAD LIST



## Isacord Thread Colors

0800 Golden Rod	3030 Amethyst
0870 Muslin	4133 Deep Ocean
1134 Light Cocoa	4752 Vintage Blue
1600 Spanish Tile	5555 Deep Green
1755 Hyacinth	5743 Asparagus
1912 Winterberry	
2920 Purple	

**\* Project instructions included after design list.**

**Note: One spool of 1000 meter thread is adequate for the project unless otherwise noted.**

# TABLE OF CONTENTS

## Interactive Menu

Click to navigate to section.

Designs.....	3
Collection Supplies.....	18
Embroidery .....	19
Printing Instructions.....	23
Applique Patterns.....	24
Mirrored Patterns.....	26

Note: Some designs in this collection may have been created using unique special stitches and/or techniques. To preserve design integrity when rescaling or rotating designs in your software, always rescale or rotate designs using the handles directly on-screen.

## 12907-01 HOME Jumbo Block



Size Inches: 10.49 X 9.34 in.      Size mm: 266.4 X 237.1 mm      Stitch Count: 43911 St.

- 1. Dark Green Stems..... 5555
- 2. Red Berries ..... 1600
- 3. Green Detail ..... 5743
- 4. Red Berries ..... 1600
- 5. Dark Red Detail ..... 1912
- 6. Light Purple Detail ..... 3030
- 7. Dark Green Letters..... 5555
- 8. Dark Purple Detail ..... 2920

## 12907-02 Together



Size Inches: 5.45 X 4.79 in.      Size mm: 138.4 X 121.7 mm      Stitch Count: 37040 St.

- 1. Dark Green Tree..... 5555
- 2. Yellow Windows..... 0800
- 3. Red Detail..... 1600
- 4. Red Detail..... 1912
- 5. Off White Detail ..... 0870
- 6. Dark Blue Detail ..... 4133
- 7. Green Detail ..... 5743
- 8. Off White Detail ..... 0870
- 9. Yellow TOGETHER ..... 0800
- 10. Dark Green Words ..... 5555

Note: Some designs in this collection may have been created using unique special stitches and/or techniques. To preserve design integrity when rescaling or rotating designs in your software, always rescale or rotate designs using the handles directly on-screen.

### 12907-03 Jumbo Wreath



Size Inches: 10.35 X 9.19 in.      Size mm: 262.9 X 233.4 mm      Stitch Count: 65160 St.

1. Dark Green Detail.....	5555
2. Green Detail .....	5743
3. Off White Detail .....	0870
4. Light Purple Detail .....	3030
5. Goldenrod Detail .....	0800
6. Dark Purple Detail .....	2920
7. Red Detail.....	1600
8. Dark Red Detail .....	1912
9. Pink Detail .....	1755

### 12907-04 Home for the Holidays













Size Inches: 5.68 X 4.22 in.      Size mm: 144.2 X 107.2 mm      Stitch Count: 13459 St.

1. Dark Purple Detail .....	2920
2. Dark Blue Detail .....	4133
3. Vintage Blue Detail.....	4752
4. Light Purple Detail .....	3030
5. Red Detail.....	1600

Note: Some designs in this collection may have been created using unique special stitches and/or techniques. To preserve design integrity when rescaling or rotating designs in your software, always rescale or rotate designs using the handles directly on-screen.










## 12907-05 Heart of the Home



Size Inches:	Size mm:	Stitch Count:
6.67 X 5.56 in.	169.4 X 141.3 mm	24487 St.
	1. Dark Blue Words .....	4133
	2. Red Words .....	1600
	3. Purple HOME .....	3030
	4. Dark Blue Windows/Chimney .....	4133
	5. Dark Green Detail .....	5555
	6. Vintage Blue Detail .....	4752
	7. Purple House Detail .....	3030
	8. Pink Detail .....	1755
	9. Red Detail .....	1600
	10. Off White Detail .....	0870

## 12907-06 All is Calm All is Bright



Size Inches:	Size mm:	Stitch Count:
5.57 X 4.53 in.	141.5 X 115.0 mm	21827 St.
	1. Green Detail .....	5743
	2. Off White Leaf Detail .....	0870
	3. Dark Green Detail .....	5555
	4. Off White Candle .....	0870
	5. Pink Detail .....	1755
	6. Dark Red Detail .....	1912
	7. Red Detail .....	1600
	8. Goldenrod Detail .....	0800
	9. Blue Detail .....	4133

Note: Some designs in this collection may have been created using unique special stitches and/or techniques. To preserve design integrity when rescaling or rotating designs in your software, always rescale or rotate designs using the handles directly on-screen.

## 12907-07 It's Written in the Mitten



Size Inches: 5.86 X 4.81 in.      Size mm: 148.9 X 122.3 mm      Stitch Count: 22509 St.

1. Red Detail.....	1600
2. Pink Detail .....	1755
3. Dark Green Detail.....	5555
4. Green Detail .....	5743
5. Purple Detail.....	3030
6. Dark Red Detail.....	1912
7. Goldenrod Detail .....	0800

## 12907-08 We Wish You a Merry Christmas



Size Inches: 6.66 X 4.02 in.      Size mm: 169.2 X 102.2 mm      Stitch Count: 14156 St.

1. Green Detail .....	5743
2. Dark Green Detail.....	5555
3. Vintage Blue Detail.....	4752
4. Purple Detail.....	3030
5. Red Detail.....	1600
6. Pink Detail .....	1755
7. Dark Green Detail.....	5555
8. Dark Blue Detail .....	4133
9. Yellow Detail.....	0800

Note: Some designs in this collection may have been created using unique special stitches and/or techniques. To preserve design integrity when rescaling or rotating designs in your software, always rescale or rotate designs using the handles directly on-screen.

## 12907-09 Houses 1


Size Inches:                      Size mm:                      Stitch Count:  
 4.16 X 4.48 in.                  105.7 X 113.9 mm              17820 St.



■ 1. Dark Green Detail.....	5555
■ 2. Goldenrod Detail .....	0800
■ 3. Dark Blue Detail .....	4133
■ 4. Pink Detail .....	1755
■ 5. Light Purple Detail .....	3030
■ 6. Off White Detail .....	0870
■ 7. Dark Red Detail .....	1912
■ 8. Red Detail.....	1600
■ 9. Green Detail .....	5743

## 12907-10 Houses 2

Size Inches:                      Size mm:                      Stitch Count:  
 2.34 X 3.77 in.                  59.4 X 95.6 mm              8950 St.



■ 1. Dark Green Detail.....	5555
■ 2. Dark Blue Window/Door/Chimney.....	4133
■ 3. Red Detail.....	1600
■ 4. Vintage Blue Detail .....	4752
■ 5. Pink Detail .....	1755
■ 6. Off White Detail .....	0870
■ 7. Dark Blue Roof .....	4133

Note: Some designs in this collection may have been created using unique special stitches and/or techniques. To preserve design integrity when rescaling or rotating designs in your software, always rescale or rotate designs using the handles directly on-screen.

### 12907-11 Houses 3

Size Inches:                      Size mm:                      Stitch Count:  
 2.57 X 4.46 in.                  65.4 X 113.3 mm              18714 St.



■ 1. Dark Blue Detail .....	4133
■ 2. Goldenrod Detail .....	0800
■ 3. Red Detail.....	1600
■ 4. Dark Red Detail.....	1912
■ 5. Off White Detail .....	0870
■ 6. Dark Green Detail.....	5555

### 12907-12 Houses 4

Size Inches:                      Size mm:                      Stitch Count:  
 3.57 X 4.41 in.                  90.7 X 112.1 mm              17604 St.



■ 1. Dark Blue Windows/Tree.....	4133
■ 2. Goldenrod Detail .....	0800
■ 3. Pink Detail .....	1755
■ 4. Light Purple Detail.....	3030
■ 5. Dark Red Detail.....	1912
■ 6. Dark Green Detail.....	5555
■ 7. Off White Detail .....	0870
■ 8. Dark Blue Roof.....	4133



Note: Some designs in this collection may have been created using unique special stitches and/or techniques. To preserve design integrity when rescaling or rotating designs in your software, always rescale or rotate designs using the handles directly on-screen.

## 12907-13 Lodge

Size Inches:                      Size mm:                      Stitch Count:  
 5.83 X 3.98 in.                  148.0 X 101.2 mm              30133 St.



■	1. Yellow Detail .....	0800
■	2. Light Green Detail .....	4752
■	3. Dark Green Door .....	5555
■	4. Dark Blue Detail .....	4133
■	5. Off White Snow .....	0870
■	6. Dark Green Trees .....	5555
■	7. Green Trees .....	5743
■	8. Off White Snow .....	0870

## 12907-14 Tree Shopping

Size Inches:                      Size mm:                      Stitch Count:  
 4.75 X 3.80 in.                  120.7 X 96.6 mm              18578 St.



■	1. Off White Car Detail .....	0870
■	2. Red Car .....	1600
■	3. Dark Blue Detail .....	4133
■	4. Green Detail .....	5555
■	5. Red Bulbs .....	1600
■	6. Goldenrod Detail .....	0800
■	7. Off White Tree Detail .....	0870

Note: Some designs in this collection may have been created using unique special stitches and/or techniques. To preserve design integrity when rescaling or rotating designs in your software, always rescale or rotate designs using the handles directly on-screen.

### 12907-15 Heart Mittens



	Size Inches:	Size mm:	Stitch Count:
	4.29 X 3.71 in.	108.9 X 94.2 mm	12021 St.
■	1. Dark Red Detail .....		1912
■	2. Light Red Detail .....		1600
■	3. Off White Detail .....		0870

### 12907-16 Merry and Bright









	Size Inches:	Size mm:	Stitch Count:
	4.83 X 3.28 in.	122.7 X 83.2 mm	8789 St.
■	1. Red Detail .....		1912
■	2. Pink Detail .....		1755
■	3. Dark Blue Detail .....		4133

Note: Some designs in this collection may have been created using unique special stitches and/or techniques. To preserve design integrity when rescaling or rotating designs in your software, always rescale or rotate designs using the handles directly on-screen.

### 12907-17 Small Wreath

Size Inches:                      Size mm:                      Stitch Count:  
 4.10 X 4.01 in.                  104.3 X 102.0 mm                  13463 St.








	1. Light Green Detail .....	4752
	2. Green Detail .....	5743
	3. Dark Green Detail.....	5555
	4. Dark Red Detail .....	1912
	5. Red Detail.....	1600
	6. Goldenrod Detail .....	0800

### 12907-18 Christmas Stocking

Size Inches:                      Size mm:                      Stitch Count:  
 6.15 X 3.51 in.                  156.3 X 89.1 mm                  21714 St.



	1. Dark Green Leaves .....	5555
	2. Vintage Blue Detail.....	4752
	3. Off White Candy/Cone .....	0870
	4. Dark Green Stripes.....	5555
	5. Brown Detail .....	1134
	6. Dark Red Detail .....	1912
	7. Red Detail.....	1600
	8. Off White Cuff .....	0870

Note: Some designs in this collection may have been created using unique special stitches and/or techniques. To preserve design integrity when rescaling or rotating designs in your software, always rescale or rotate designs using the handles directly on-screen.

## 12907-19 Potted Christmas Tree



Size Inches: 6.51 X 3.93 in.      Size mm: 165.3 X 99.9 mm      Stitch Count: 19688 St.

■	1. Dark Blue Detail .....	4133
■	2. Dark Green Detail.....	5555
■	3. Light Purple Detail .....	3030
■	4. Dark Purple Detail .....	2920
■	5. Pink Detail .....	1755
■	6. Dark Red Detail .....	1912
■	7. Yellow Detail .....	0800
■	8. Brown Detail .....	1134
■	9. Off White Detail .....	0870

## 12907-20 Lit Tree



Size Inches: 5.74 X 3.76 in.      Size mm: 145.7 X 95.5 mm      Stitch Count: 19310 St.

■	1. Brown Trunk .....	1134
■	2. Dark Green Detail.....	5555
■	3. Green Detail .....	5743
■	4. Vintage Blue Detail .....	4752
■	5. Dark Blue Detail .....	4133
■	6. Red Detail.....	1600
■	7. Pink Detail .....	1755
■	8. Goldenrod Detail .....	0800
■	9. Dark Red Detail .....	1912
■	10. Brown Star Detail .....	1134

Note: Some designs in this collection may have been created using unique special stitches and/or techniques. To preserve design integrity when rescaling or rotating designs in your software, always rescale or rotate designs using the handles directly on-screen.

## 12907-21 String Lights

Size Inches:                      Size mm:                      Stitch Count:  
 6.35 X 2.79 in.                  161.3 X 70.9 mm              5879 St.

- 1. Red Detail..... 1600
- 2. Purple Detail..... 3030
- 3. Vintage Blue Detail..... 4752
- 4. Pink Detail ..... 1755
- 5. Dark Blue Detail ..... 4133



## 12907-22 Let It Snow

Size Inches:                      Size mm:                      Stitch Count:  
 5.45 X 2.37 in.                  138.4 X 60.2 mm              5324 St.

- 1. Single Color Design..... 4133










Note: Some designs in this collection may have been created using unique special stitches and/or techniques. To preserve design integrity when rescaling or rotating designs in your software, always rescale or rotate designs using the handles directly on-screen.

## 12907-23 Poinsettia

Size Inches:                      Size mm:                      Stitch Count:  
 2.98 X 4.53 in.                  75.6 X 114.9 mm              12736 St.








	1. Vintage Blue Detail .....	4752
	2. Green Detail .....	5743
	3. Dark Green Detail .....	5555
	4. Red Detail .....	1600
	5. Dark Red Detail .....	1912
	6. Pink Detail .....	1755
	7. Goldenrod Detail .....	0800

## 12907-24 Heart Skates

Size Inches:                      Size mm:                      Stitch Count:  
 5.17 X 4.29 in.                  131.3 X 109.1 mm              15336 St.



	1. Vintage Blue Detail .....	4752
	2. Pink Detail .....	1755
	3. Green Detail .....	5743
	4. Off White Detail .....	0870
	5. Dark Green Detail .....	5555

Note: Some designs in this collection may have been created using unique special stitches and/or techniques. To preserve design integrity when rescaling or rotating designs in your software, always rescale or rotate designs using the handles directly on-screen.

## 12907-25 Blankets & Fuzzy Socks

Size Inches:                      Size mm:                      Stitch Count:  
**6.62 X 2.04 in.**                **168.1 X 51.8 mm**            **14931 St.**



- 1. Pink Blanket ..... 1755
- 2. Vintage Blue Detail ..... 4752
- 3. Red Detail ..... 1600
- 4. Goldenrod Detail ..... 0800
- 5. Purple Detail ..... 3030
- 6. Dark Purple Detail ..... 2920
- 7. Dark Blue Detail ..... 4133
- 8. Pink Words ..... 1755
- 9. Brown Detail ..... 1134

## 12907-26 Gifts Border

Size Inches:                      Size mm:                      Stitch Count:  
**7.15 X 1.16 in.**                **181.7 X 29.3 mm**            **11191 St.**



- 1. Vintage Blue Detail ..... 4752
- 2. Red Detail ..... 1600
- 3. Pink Detail ..... 1755
- 4. Off White Detail ..... 0870
- 5. Green Detail ..... 5743
- 6. Goldenrod Detail ..... 0800
- 7. Dark Red Detail ..... 1912
- 8. Dark Blue Detail ..... 4133

Note: Some designs in this collection may have been created using unique special stitches and/or techniques. To preserve design integrity when rescaling or rotating designs in your software, always rescale or rotate designs using the handles directly on-screen.

**\*Fabric Required**

### 12907-27 Home Snowglobe Applique



Size Inches:                      Size mm:                      Stitch Count:  
 5.35 X 4.50 in.                  135.9 X 114.4 mm                  22408 St.

- 1. Dark Blue Detail ..... 4133
- 2. Pink Detail ..... 1755
- 3. Dark Green Detail..... 5555
- 4. Green Detail ..... 5743
- 5. Red Detail..... 1600
- 6. Light Purple Detail ..... 3030
- 7. Off White Detail ..... 0870
- 8. Vintage Blue Detail..... 4752
- 9. Clear Vinyl Placement Stitch ..... 4752
- 10. Cut Line and Tackdown ..... 4752
- 11. Cover Stitch..... 4752

**\*Fabric Required**

### 12907-28 Forest Snowglobe Applique




Size Inches:                      Size mm:                      Stitch Count:  
 5.93 X 4.92 in.                  150.7 X 125.1 mm                  23216 St.

- 1. Off White Snow ..... 0870
- 2. Pink Detail ..... 1755
- 3. Light Purple Detail ..... 3030
- 4. Green Detail ..... 5743
- 5. Dark Blue Detail ..... 4133
- 6. Off White Swirl..... 0870
- 7. Vintage Blue Detail..... 4752
- 8. Clear Vinyl Placement Stitch ..... 4752
- 9. Cut Line and Tackdown ..... 4752
- 10. Cover Stitch..... 4752



Note: Some designs in this collection may have been created using unique special stitches and/or techniques. To preserve design integrity when rescaling or rotating designs in your software, always rescale or rotate designs using the handles directly on-screen.

**\*Fabric Required**



**12907-29 String Lights Applique**

Size Inches:                      Size mm:                      Stitch Count:  
 7.36 X 5.04 in.                  186.9 X 128.1 mm              12591 St.

—	1. Red Detail.....	1600
—	2. Light Purple Detail .....	3030
—	3. Pink Detail .....	1755
—	4. Dark Green Detail.....	5555
—	5. Clear Vinyl Placement Stitch .....	1755
—	6. Cut Line and Tackdown .....	1755
—	7. Clear Vinyl Placement Stitch .....	1755
—	8. Cut Line and Tackdown .....	1755
—	9. Clear Vinyl Placement Stitch .....	1755
—	10. Cut Line and Tackdown .....	1755
—	11. Pink Cover Stitch.....	1755
—	12. Light Purple Cover Stitch.....	3030
—	13. Red Cover Stitch .....	1600
—	14. Dark Blue Detail .....	4133
—	15. Vintage Blue Detail.....	4752

# COLLECTION SUPPLIES



## Stabilizers

---

- OESD Medium Weight TearAway

## Fabrics/Textiles

---

- OESD Clear Vinyl (1) 4.75" x 4.75"
- Note: Fabric/Textile sizes are estimates and may result in overage.

## Notions & Tools

---

- OESD Expert Embroidery Tape TearAway
- OESD Perfect Embroidery Press Cloth
- Embroidery Needle Sharp 75/11

## Isacord Thread Colors

---

- Per thread chart

## General Instructions

The applique instructions, included in the collection, are general instructions. For demonstration purposes, a sample design that best demonstrates the technique is shown.

Fabric, clear vinyl, and thread requirements vary by design, but the general technique is the same.

Note: Some thread colors in instructions have been changed or digitally enhanced for better visibility.

### STEP 1

- Hoop the desired stabilizer and fabric for the project. In the example, we used Medium Weight TearAway stabilizer and white quilter's cotton fabric.



### STEP 2

- Load the selected design into the machine.
- The design in the example is 12907-27.
- Place the hoop on the machine and stitch Machine Steps 1-8 per the thread chart.



## STEP 3

- Trim jump stitches.
- Note: If the automatic trim function is unavailable or turned off on the machine, trim jump stitches before continuing to the next step.



## STEP 4

- Stitch Machine Step 9, Clear Vinyl Placement Stitch.



## STEP 5

- Remove the hoop from the machine, but NOT the project from the hoop.
- Lay the hoop on a flat surface.
- Place the clear vinyl completely covering the placement stitch.
- Tape in place to secure.
- Note: Clear vinyl does not have a right or wrong side.



## STEP 6

- Return the hoop to the machine.
- Stitch Machine Step 10, Cut Line and Tackdown.



## STEP 7

- Remove the hoop from the machine, but NOT the project from the hoop.
- Lay on a flat surface.
- Trim the excess clear vinyl as close to the cutline as possible.
- Note: If the outermost stitches (cut line) are cut, the inner stitches (tackdown) will hold the applique in place.



## STEP 8

- Return the hoop to the machine.
- Stitch Machine Step 11, Cover Stitch.



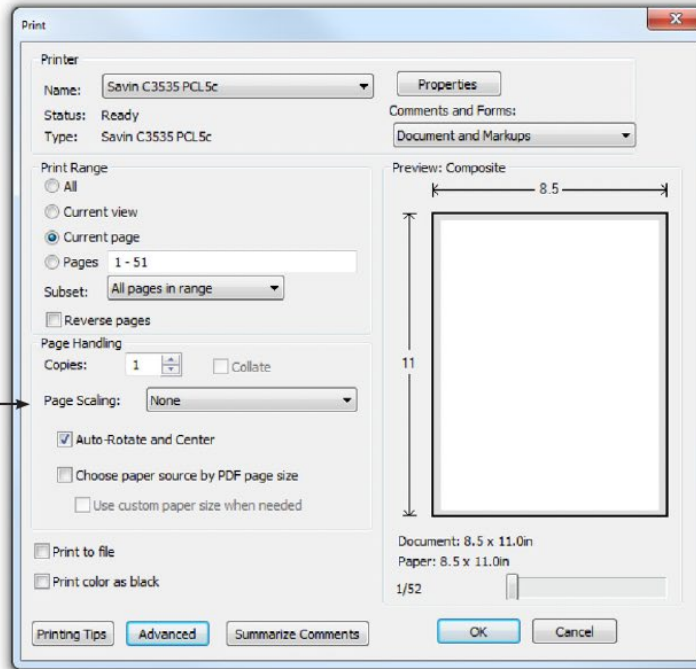
## STEP 9

- When the design is complete, remove the project from the hoop and gently tear away the stabilizer.
- Press right side down on a Perfect Embroidery Press Cloth with a low temperature iron.
- Note: Do not press directly on clear vinyl.
- The design is complete. Enjoy.



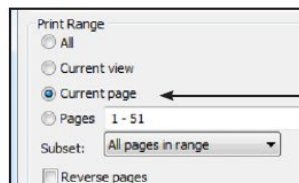
## ATTENTION

When printing this document, any page scaling or page fitting options in your print dialog box must be turned OFF or set to NONE so that your files will print out at their actual size. Images not printed at actual size will not function as intended.



## TO SAVE PAPER

Only print the desired image by navigating to the image's page, go to File > Print and select "Current page" in the print dialog box. Repeat for each desired image.



# APPLIQUE PATTERNS



Print at 100%. No scaling. This box measures 1" x 1". Use the box as an accuracy guide when printing templates.

12907-27

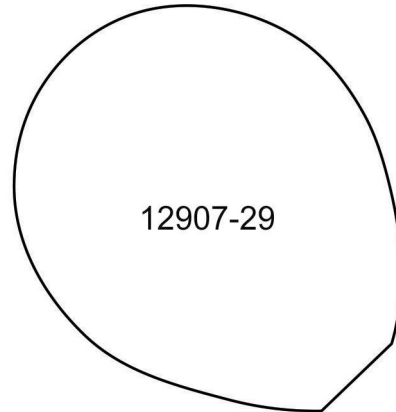
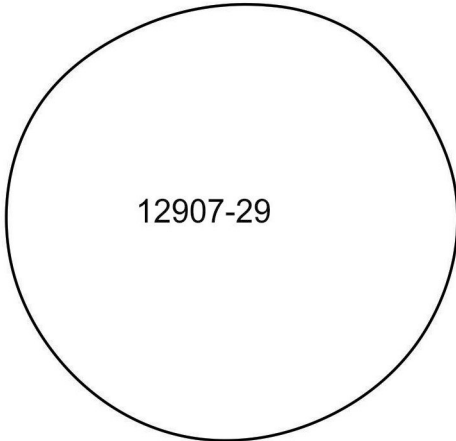
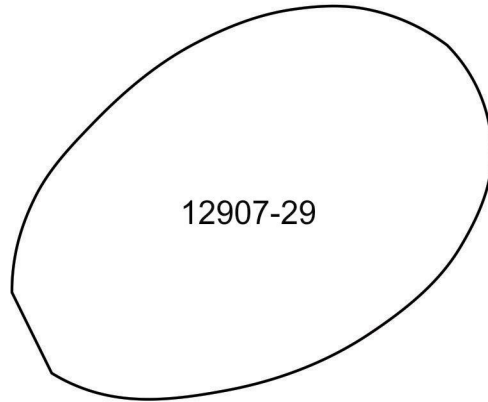
12907-28



# APPLIQUE PATTERNS



Print at 100%. No scaling. This box measures 1" x 1". Use the box as an accuracy guide when printing templates.



# MIRRORED PATTERNS



Print at 100%. No scaling. This box measures 1" x 1". Use the box as an accuracy guide when printing templates.

12907-27  
Mirrored

12907-28  
Mirrored

# MIRRORED PATTERNS



Print at 100%. No scaling. This box measures 1" x 1". Use the box as an accuracy guide when printing templates.

