




Note: Some designs in this collection may have been created using unique special stitches and/or techniques. To preserve design integrity when rescaling or rotating designs in your software, always rescale or rotate designs using the handles directly on-screen.





21027-01 Floral Centerpiece 1
4.84 X 4.81 in.
122.94 X 122.17 mm
6,406 St. 






21027-02 Floral Centerpiece 2
4.72 X 4.46 in.
119.89 X 113.28 mm
5,052 St.  






21027-03 Floral Centerpiece 3
5.37 X 4.42 in.
136.40 X 112.27 mm
6,138 St.  






21027-04 Jumbo Floral Centerpiece
8.50 X 8.16 in.
215.90 X 207.26 mm
14,841 St.   




21027-05 Jumbo Floral Vase
8.50 X 9.61 in.
215.90 X 244.09 mm
20,809 St.   





21027-06 Large Floral Branch
4.63 X 7.54 in.
117.60 X 191.52 mm
7,601 St.   





21027-07 Floral Branch 1
3.56 X 3.70 in.
90.42 X 93.98 mm
2,461 St. 






21027-08 Floral Branch 2
5.13 X 4.08 in.
130.30 X 103.63 mm
5,127 St.  




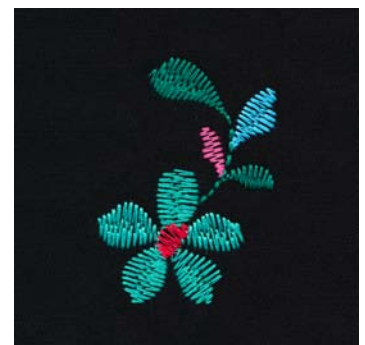
21027-09 Floral Branch 3
5.41 X 4.27 in.
137.41 X 108.46 mm
3,667 St.  




21027-10 Flower Mini 1
2.12 X 2.14 in.
53.85 X 54.36 mm
1,567 St.  





21027-11 Flower Mini 2
1.52 X 1.60 in.
38.61 X 40.64 mm
726 St. 




21027-12 Flower Mini 3
1.51 X 2.10 in.
38.35 X 53.34 mm
786 St. 

 Design contains a loose fill.

 Some solid areas shown are not stitched.

 Design is larger than 5" (127 mm) in either direction.



 Design is smaller than 1.5" (38.1 mm) in either direction.

It is a violation of Copyright law to make and distribute copies of electronic designs or artwork.



Electronic designs are licensed to the original purchaser for use at one location. ©2015 OESD, LLC. All rights reserved.

Note: Some designs in this collection may have been created using unique special stitches and/or techniques. To preserve design integrity when rescaling or rotating designs in your software, always rescale or rotate designs using the handles directly on-screen.




21027-13 Floral Medallion
4.84 X 4.84 in.
122.94 X 122.94 mm
5,594 St.  






21027-14 Floral Square
4.75 X 4.75 in.
120.65 X 120.65 mm
7,478 St.  






21027-15 Floral Square Corner
3.27 X 3.34 in.
83.06 X 84.84 mm
2,888 St. 





21027-16 Floral Border
2.26 X 5.98 in.
57.40 X 151.89 mm
4,225 St.   






21027-17 Floral Border End
2.26 X 5.96 in.
57.40 X 151.38 mm
4,215 St.   







21027-18 Floral Border Cap
3.27 X 2.13 in.
83.06 X 54.10 mm
1,753 St.  






21027-19 Floral Sugar Skull Appliqué
4.51 X 5.85 in.
114.55 X 148.59 mm
14,316 St.   






21027-20 Floral Burro Appliqué
4.89 X 5.33 in.
124.21 X 135.38 mm
8,638 St.   







21027-21 Floral Guitar Appliqué
3.08 X 7.92 in.
78.23 X 201.17 mm
8,105 St.   






21027-22 Floral Llama Appliqué
4.80 X 6.13 in.
121.92 X 155.70 mm
7,035 St.   





21027-23 Fancy Floral Bird 1
4.82 X 6.28 in.
122.43 X 159.51 mm
5,918 St.   




21027-24 Fancy Floral Bird 2
4.57 X 6.17 in.
116.08 X 156.72 mm
5,290 St.   

 Design contains a loose fill.

 Some solid areas shown are not stitched.

 Design is larger than 5" (127 mm) in either direction.



 Design is smaller than 1.5" (38.1 mm) in either direction.


It is a violation of Copyright law to make and distribute copies of electronic designs or artwork.



Electronic designs are licensed to the original purchaser for use at one location. ©2015 OESD, LLC. All rights reserved.

Note: Some designs in this collection may have been created using unique special stitches and/or techniques. To preserve design integrity when rescaling or rotating designs in your software, always rescale or rotate designs using the handles directly on-screen.




21027-25 Linework Sugar Skull
4.04 X 5.30 in.
102.62 X 134.62 mm
6,199 St.  





21027-26 Linework Burro
4.62 X 5.05 in.
117.35 X 128.27 mm
3,573 St.  





21027-27 Linework Floral Medallion
4.87 X 4.87 in.
123.70 X 123.70 mm
5,840 St. 




21027-28 Linework Floral Centerpiece
4.81 X 4.78 in.
122.17 X 121.41 mm
4,741 St. 






21027-29 Linework Floral Branch 1
3.58 X 4.92 in.
90.93 X 124.97 mm
2,675 St. 





21027-30 Linework Floral Branch 2
2.57 X 3.80 in.
65.28 X 96.52 mm
1,656 St. 




21027-31 Linework Floral Border 1
2.02 X 5.28 in.
51.31 X 134.11 mm
2,456 St.  




21027-32 Linework Floral Border 2
1.41 X 5.99 in.
35.81 X 152.15 mm
2,105 St.  




21027-33 Linework Floral Corner
3.01 X 3.01 in.
76.45 X 76.45 mm
2,126 St. 





21027-34 Sugar Skull Key Chain FSA
3.05 X 4.13 in.
77.47 X 104.90 mm
7,148 St. 




21027-35 Flower Key Chain FSA
3.03 X 3.20 in.
76.96 X 81.28 mm
5,565 St. 

 Design contains a loose fill.

 Some solid areas shown are not stitched.

 Design is larger than 5" (127 mm) in either direction.

 Design is smaller than 1.5" (38.1 mm) in either direction.

Listings below indicate color sample, stitching order and suggested thread color number. Most numbers indicate Isacord thread. Colors beginning with 20501 refer to YLI Fine Metallics, 7 refer to Yenmet Metallic, 8 refer to YLI Variations Variegated Thread and 9 refer to Isacord Multicolor Variegated.

21027-01 Floral Centerpiece 1

| | |
|------------------------------|------|
| 1. Red Petals..... | 1805 |
| 2. Purple Petals..... | 2721 |
| 3. Pink Petals & Leaves..... | 2520 |
| 4. Dark Green Detail..... | 5100 |
| 5. Light Blue Leaves..... | 4114 |
| 6. Dark Blue Leaves..... | 4103 |
| 7. Yellow Petals..... | 0506 |
| 8. Light Green Detail..... | 5115 |

21027-02 Floral Centerpiece 2

| | |
|----------------------------|------|
| 1. Yellow Petals..... | 0506 |
| 2. Purple Detail..... | 2721 |
| 3. Dark Blue Stamen..... | 4103 |
| 4. Dark Green Detail..... | 5100 |
| 5. Light Blue Leaves..... | 4114 |
| 6. Light Green Leaves..... | 5115 |
| 7. Pink Detail..... | 2520 |
| 8. Red Detail..... | 1805 |

21027-03 Floral Centerpiece 3

| | |
|------------------------------------|------|
| 1. Large Flower Pink Petals..... | 2520 |
| 2. Large Flower Purple Petals..... | 2721 |
| 3. Yellow Petals & Stamen..... | 0506 |
| 4. Dark Green Detail..... | 5100 |
| 5. Light Blue Leaves..... | 4114 |
| 6. Light Green Leaves..... | 5115 |
| 7. Small Flower Pink Petals..... | 2520 |
| 8. Dark Blue Stamens & Leaves..... | 4103 |
| 9. Red Flowers & Stamen..... | 1805 |

21027-04 Jumbo Floral Centerpiece

| | |
|--|------|
| 1. Medium Flower Yellow Petals..... | 0506 |
| 2. Large Flower Light Blue Petals..... | 4114 |
| 3. Large Flower Light Green Petals..... | 5115 |
| 4. Light Green Details..... | 5115 |
| 5. Dark Green Vine Detail..... | 5100 |
| 6. Light Blue Detail..... | 4114 |
| 7. Pink Petals..... | 2520 |
| 8. Red Petals & Leaves..... | 1805 |
| 9. Small Flowers Yellow Petals & Stamen..... | 0506 |
| 10. Purple Petals & Stamens..... | 2721 |
| 11. Dark Blue Leaves..... | 4103 |

21027-05 Jumbo Floral Vase

| | |
|---------------------------------|------|
| 1. Vase Yellow Detail..... | 0506 |
| 2. Vase Purple Detail..... | 2721 |
| 3. Vase Pink Detail..... | 2520 |
| 4. Vase Red Detail..... | 1805 |
| 5. Vase Light Green Detail..... | 5115 |
| 6. Vase Dark Green Detail..... | 5100 |
| 7. Vase Dark Blue Outline..... | 4103 |
| 8. Dark Green Vine Detail..... | 5100 |
| 9. Light Green Petals..... | 5115 |
| 10. Purple Petals & Stamen..... | 2721 |
| 11. Yellow Petals..... | 0506 |
| 12. Pink Petals..... | 2520 |
| 13. Red Petals & Stamens..... | 1805 |
| 14. Light Blue Leaves..... | 4114 |
| 15. Dark Blue Leaves..... | 4103 |
| 16. Yellow Stamens..... | 0506 |

21027-06 Large Floral Branch

| | |
|------------------------------------|------|
| 1. Pink Petals..... | 2520 |
| 2. Red Petals..... | 1805 |
| 3. Light Blue Petals & Stamen..... | 4114 |
| 4. Yellow Petals & Stamen..... | 0506 |
| 5. Dark Green Vine Detail..... | 5100 |
| 6. Light Green Detail..... | 5115 |
| 7. Light Blue Leaves..... | 4114 |
| 8. Dark Blue Leaves..... | 4103 |
| 9. Red Stamens..... | 1805 |

21027-07 Floral Branch 1

| | |
|--------------------------------|------|
| 1. Pink Petals..... | 2520 |
| 2. Purple Petals..... | 2721 |
| 3. Stamen..... | 0506 |
| 4. Dark Green Vine Detail..... | 5100 |
| 5. Light Blue Leaves..... | 4114 |
| 6. Dark Blue Leaves..... | 4103 |
| 7. Light Green Leaves..... | 5115 |

21027-08 Floral Branch 2

| | |
|-------------------------------------|------|
| 1. Red Petals..... | 1805 |
| 2. Purple Petals..... | 2721 |
| 3. Pink Detail..... | 2520 |
| 4. Dark Green Vine Detail..... | 5100 |
| 5. Yellow Petals & Stamen..... | 0506 |
| 6. Light Green Leaves & Stamen..... | 5115 |
| 7. Purple Stamen..... | 2721 |
| 8. Light Blue Leaves..... | 4114 |
| 9. Dark Blue Leaves..... | 4103 |

21027-09 Floral Branch 3

| | |
|-------------------------------------|------|
| 1. Red Petals..... | 1805 |
| 2. Pink Petals..... | 2520 |
| 3. Dark Green Vine Details..... | 5100 |
| 4. Purple Petals..... | 2721 |
| 5. Light Blue Detail..... | 4114 |
| 6. Dark Blue Leaves..... | 4103 |
| 7. Yellow Flower & Stamen..... | 0506 |
| 8. Light Green Leaves & Petals..... | 5115 |

21027-10 Flower Mini 1

| | |
|----------------------------|------|
| 1. Yellow Petals..... | 0506 |
| 2. Pink Petals..... | 2520 |
| 3. Red Stamen..... | 1805 |
| 4. Light Green Stamen..... | 5115 |

21027-11 Flower Mini 2

| | |
|-----------------------|------|
| 1. Pink Petal..... | 2520 |
| 2. Purple Petals..... | 2721 |
| 3. Red Petals..... | 1805 |
| 4. Blue Stamen..... | 4114 |

21027-12 Flower Mini 3

| | |
|--------------------------------|------|
| 1. Dark Green Vine Detail..... | 5100 |
| 2. Light Blue Leaf..... | 4114 |
| 3. Pink Leaf..... | 2520 |
| 4. Light Green Petals..... | 5115 |
| 5. Red Stamen..... | 1805 |

21027-13 Floral Medallion

| | |
|--------------------------------|------|
| 1. Light Green Detail..... | 5115 |
| 2. Yellow Petals..... | 0506 |
| 3. Purple Stamen..... | 2721 |
| 4. Red Petals..... | 1805 |
| 5. Pink Petals..... | 2520 |
| 6. Yellow Stamens..... | 0506 |
| 7. Dark Green Vine Detail..... | 5100 |
| 8. Light Blue Petals..... | 4114 |
| 9. Red Border..... | 1805 |

21027-14 Floral Square

| | |
|----------------------------------|------|
| 1. Light Green Inner Border..... | 5115 |
| 2. Purple Petals..... | 2721 |
| 3. Light Blue Vine Detail..... | 4114 |
| 4. Pink Petals..... | 2520 |
| 5. Yellow Stamens..... | 0506 |
| 6. Dark Green Vine Detail..... | 5100 |
| 7. Red Petals..... | 1805 |
| 8. Light Green Border..... | 5115 |
| 9. Red Border..... | 1805 |

21027-15 Floral Square Corner

| | |
|--------------------------------|------|
| 1. Pink Petals..... | 2520 |
| 2. Yellow Stamen..... | 0506 |
| 3. Dark Green Vine Detail..... | 5100 |
| 4. Red Detail..... | 1805 |
| 5. Light Green Detail..... | 5115 |

21027-16 Floral Border

| | |
|--------------------------------|------|
| 1. Red Petals..... | 1805 |
| 2. Pink Petals..... | 2520 |
| 3. Purple Petals..... | 2721 |
| 4. Dark Green Vine Detail..... | 5100 |
| 5. Yellow Petal & Stamen..... | 0506 |
| 6. Light Green Petal..... | 5115 |
| 7. Light Blue Leaves..... | 4114 |
| 8. Light Green Borders..... | 5115 |
| 9. Red Borders..... | 1805 |

21027-17 Floral Border End

| | |
|--------------------------------|------|
| 1. Red Petals..... | 1805 |
| 2. Purple Petals..... | 2721 |
| 3. Pink Petal..... | 2520 |
| 4. Dark Green Vine Detail..... | 5100 |
| 5. Yellow Petals & Stamen..... | 0506 |
| 6. Dark Blue Stamen..... | 4103 |
| 7. Light Blue Vine Detail..... | 4114 |
| 8. Light Green Border..... | 5115 |
| 9. Red Border..... | 1805 |

21027-18 Floral Border Cap

| | |
|--------------------------------|------|
| 1. Pink Petals..... | 2520 |
| 2. Dark Green Vine Detail..... | 5100 |
| 3. Red Detail..... | 1805 |
| 4. Light Green Detail..... | 5115 |

21027-19 Floral Sugar Skull Appliqué

| | |
|---|------|
| 1. Skull Placement Stitch..... | 5100 |
| 2. Cut Line & Tackdown..... | 5100 |
| 3. Eyes Placement Stitch..... | 5100 |
| 4. Cut Line & Tackdown..... | 5100 |
| 5. Dark Green Vine Detail..... | 5100 |
| 6. Light Green Detail..... | 5115 |
| 7. Pink Detail..... | 2520 |
| 8. Red Detail..... | 1805 |
| 9. Purple Petals..... | 2721 |
| 10. Light Blue Cover Stitch & Detail..... | 4114 |
| 11. Yellow Detail..... | 0506 |
| 12. Dark Blue Detail..... | 4103 |
| 13. Purple Cover Stitch..... | 2721 |

21027-20 Floral Burro Appliqué

| | |
|--------------------------------|------|
| 1. Burro Placement Stitch..... | 2520 |
| 2. Cut Line & Tackdown..... | 2520 |
| 3. Pink Detail..... | 2520 |
| 4. Light Blue Detail..... | 4114 |
| 5. Red Detail..... | 1805 |
| 6. Light Green Detail..... | 5115 |
| 7. Yellow Detail..... | 0506 |
| 8. Purple Detail..... | 2721 |
| 9. Burro Cover Stitch..... | 4103 |

21027-21 Floral Guitar Appliqué

| | |
|---------------------------------|------|
| 1. Guitar Placement Stitch..... | 2520 |
| 2. Cut Line & Tackdown..... | 2520 |
| 3. Pink Petals..... | 2520 |
| 4. Red Petals..... | 1805 |
| 5. Yellow Petals & Stamen..... | 0506 |
| 6. Purple Stamen..... | 2721 |
| 7. Dark Green Vine Detail..... | 5100 |
| 8. Light Blue Detail..... | 4114 |
| 9. Dark Blue Leaves..... | 4103 |
| 10. Light Green Detail..... | 5115 |
| 11. Yellow Knobs..... | 0506 |
| 12. Guitar Cover Stitch..... | 2520 |



Folk Stitchery

By Amanda Greene / #21027 / 35 Designs

Listings below indicate color sample, stitching order and suggested thread color number. Most numbers indicate Isacord thread. Colors beginning with 20501 refer to YLI Fine Metallics, 7 refer to Yenmet Metallic, 8 refer to YLI Variations Variegated Thread and 9 refer to Isacord Multicolor Variegated.

21027-22 Floral Llama Appliqué

| | |
|---------------------------|------|
| 1. Llama Placement Stitch | 2520 |
| 2. Cut Line & Tackdown | 2520 |
| 3. Pink Detail | 2520 |
| 4. Purple Detail | 2721 |
| 5. Dark Blue Detail | 4103 |
| 6. Yellow Detail | 0506 |
| 7. Red Detail | 1805 |
| 8. Llama Cover Stitch | 5115 |
| 9. Light Blue Outline | 4114 |

21027-23 Fancy Floral Bird 1

| | |
|------------------------------------|------|
| 1. Dark Blue Wings | 4103 |
| 2. Light Blue Tail | 4114 |
| 3. Pink Wing Detail | 2520 |
| 4. Red Wing and Chest Detail | 1805 |
| 5. Purple Wing Detail | 2721 |
| 6. Light Green Body & Tail Detail | 5115 |
| 7. Dark Green Vine & Eye Detail | 5100 |
| 8. Pink Petals & Head Feather | 2520 |
| 9. Yellow Detail | 0506 |
| 10. Light Blue Vine & Head Feather | 4114 |
| 11. Purple Petals & Head Feather | 2721 |

21027-24 Fancy Floral Bird 2

| | |
|---------------------------|------|
| 1. Purple Petal | 2721 |
| 2. Pink Detail | 2520 |
| 3. Light Blue Wing Detail | 4114 |
| 4. Red Wing Detail | 1805 |
| 5. Dark Blue Wing Detail | 4103 |
| 6. Light Green Detail | 5115 |
| 7. Dark Green Vine Detail | 5100 |
| 8. Pink Petals | 2520 |
| 9. Purple Petals | 2721 |
| 10. Light Blue Leaves | 4114 |
| 11. Yellow Detail | 0506 |

21027-25 Linework Sugar Skull

| | |
|-----------------------|------|
| 1. Yellow Detail | 0506 |
| 2. Purple Detail | 2721 |
| 3. Red Detail | 1805 |
| 4. Light Green Detail | 5115 |
| 5. Dark Blue Detail | 4103 |
| 6. Teeth | 2721 |
| 7. Light Blue Detail | 4114 |
| 8. Pink Detail | 2520 |

21027-26 Linework Burro

| | |
|-----------------------|------|
| 1. Dark Blue Detail | 4103 |
| 2. Yellow Detail | 0506 |
| 3. Red Detail | 1805 |
| 4. Purple Detail | 2721 |
| 5. Pink Detail | 2520 |
| 6. Light Green Detail | 5115 |
| 7. Light Blue Detail | 4114 |

21027-27 Linework Floral Medallion

| | |
|-----------------------|------|
| 1. Purple Stamen | 2721 |
| 2. Red Petals | 1805 |
| 3. Light Green Detail | 5115 |
| 4. Yellow Petals | 0506 |
| 5. Pink Petals | 2520 |
| 6. Red Border | 1805 |
| 7. Light Green Border | 5115 |

21027-28 Linework Floral Centerpiece

| | |
|-----------------------|------|
| 1. Yellow Detail | 0506 |
| 2. Red Petals | 1805 |
| 3. Light Green Detail | 5115 |
| 4. Dark Blue Petals | 4103 |
| 5. Pink Detail | 2520 |
| 6. Purple Flowers | 2721 |
| 7. Light Blue Detail | 4114 |

21027-29 Linework Floral Branch 1

| | |
|------------------------------|------|
| 1. Red Petals | 1805 |
| 2. Yellow Petals & Stamen | 0506 |
| 3. Purple Detail | 2721 |
| 4. Pink Detail | 2520 |
| 5. Light Green Detail | 5115 |
| 6. Light Blue Petal & Stamen | 4114 |

21027-30 Linework Floral Branch 2

| | |
|----------------------------|------|
| 1. Yellow Petals | 0506 |
| 2. Pink Petals | 2520 |
| 3. Purple Petals | 2721 |
| 4. Light Blue Stamen | 4114 |
| 5. Light Green Vine Detail | 5115 |

21027-31 Linework Floral Border 1

| | |
|-------------------------------|------|
| 1. Pink Petals | 2520 |
| 2. Red Petals & Stamen | 1805 |
| 3. Purple Petals | 2721 |
| 4. Light Green Vine Detail | 5115 |
| 5. Yellow Leaf & Stamen | 0506 |
| 6. Light Blue Petals & Stamen | 4114 |

21027-32 Linework Floral Border 2

| | |
|----------------------------|------|
| 1. Pink Petals | 2520 |
| 2. Purple Petals | 2721 |
| 3. Red Stamen | 1805 |
| 4. Light Green Vine Detail | 5115 |
| 5. Yellow Petals | 0506 |
| 6. Light Blue Petals | 4114 |

21027-33 Linework Floral Corner

| | |
|----------------------------|------|
| 1. Red Petals | 1805 |
| 2. Purple Stamen | 2721 |
| 3. Light Green Vine Detail | 5115 |
| 4. Pink Petals | 2520 |
| 5. Yellow Stamens | 0506 |

21027-34 Sugar Skull Key Chain FSA

| | |
|------------------------------|------|
| 1. Skull Placement Stitch | 5115 |
| 2. Cut Line & Tackdown | 5115 |
| 3. Light Green Vine Detail | 5115 |
| 4. Light Blue Detail | 4114 |
| 5. Pink Petals | 2520 |
| 6. Red Petals | 1805 |
| 7. Purple Petals | 2721 |
| 8. Yellow Petals & Stamens | 0506 |
| 9. Dark Blue Detail | 4103 |
| 10. Back Cut Line & Tackdown | 1805 |
| 11. Skull Cover Stitch | 1805 |
| 12. Cover Stitch Detail | 0506 |

21027-35 Flower Key Chain FSA

| | |
|-------------------------------------|------|
| 1. Circle Placement Stitch | 0506 |
| 2. Cut Line & Tackdown | 0506 |
| 3. Yellow Petals | 0506 |
| 4. Purple Petals | 2721 |
| 5. Pink Petals | 2520 |
| 6. Red Detail | 1805 |
| 7. Light Green Stamen | 5115 |
| 8. Back Cut Line & Tackdown | 4103 |
| 9. Circle Cover Stitch | 4103 |
| 10. Light Green Cover Stitch Detail | 5115 |

FSA - Freestanding Appliqué

Isacord Thread Colors Used in "Folk Stitchery"




By Amanda Greene
Collection #21027

| | | |
|------------------|----------------------|---------------------|
| 0506 Yellow Bird | 2721 Very Berry | 5100 Green |
| 1805 Strawberry | 4103 California Blue | 5115 Baccarat Green |
| 2520 Garden Rose | 4114 Danish Teal | |

1. Print out the necessary pages from the PDF of the appliqué pattern(s).
2. Mark the right side of the pattern pieces so you'll know which direction to lay the pattern on the fabric.
3. Lightly spray the wrong side of the pattern pieces with temporary adhesive spray and allow it to set for a few minutes.
4. Place the pattern pieces on the right side of the fabric and carefully cut them out. **PHOTO 1**
5. Sew the placement stitch on your hooped fabric. **PHOTO 2**
6. With the paper still stuck to the right side of the appliqué fabric, spray the wrong side of the fabric with temporary spray adhesive.
7. Place the fabric inside the sewing placement stitch so that it matches the stitching line, and then remove the paper pattern. **PHOTO 3**
8. Sew the tackdown. **PHOTO 4**
9. Sew the remainder of the design and repeat for any remaining pieces. **PHOTO 5**

NOTE: The patterns are sized for the designs as they were made. If you resize the design, you will need to resize the pattern the same amount. You can print out the pattern at the normal size then copy it on a copy machine at the changed size. For example, resize the designs to 80%, resize the printed pattern to 80%.

TIP: When Printing the patterns, make sure that the “Fit to page” option is **UNCHECKED** in the Print Dialog Box. If this option is checked the printed patterns will not be actual size.



General Freestanding Appliqué Guidelines

Supplies:

Embroidery Thread:

- Use the same embroidery thread in the bobbin as the needle.

Needles:



- Use an Organ 80/12 Titanium needle for extended needle life.

Stabilizer:

- Use water-soluble stabilizer or film water-soluble stabilizer.

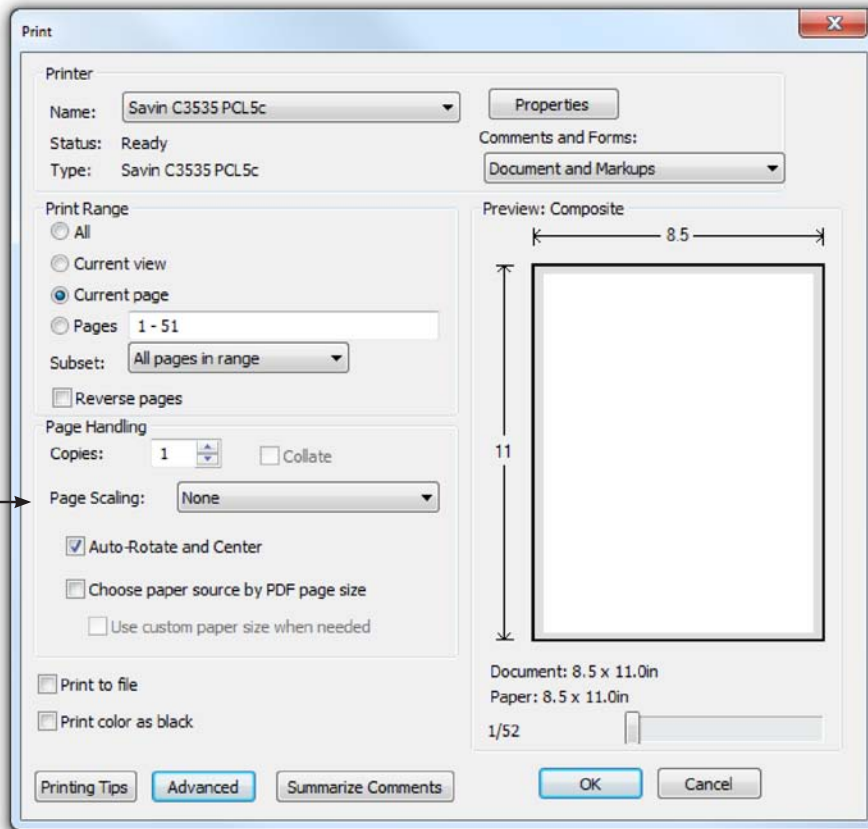
General Appliqué Instructions

1. Hoop two layers of water-soluble stabilizer.
2. Attach the hoop to the machine and select the design of your choice.
3. Stitch the Placement Stitch. **Photo 1**
4. Place a piece of appliqué fabric over the Placement Stitch so that it is completely covered.
5. Stitch the Cut Line & Tackdown Stitch.
6. Carefully cut away the excess appliqué fabric. **Photo 2**
7. Stitch the remainder of the design and repeat for any remaining pieces. **Photo 3**
8. Remove the hoop from the machine and the design from the hoop.
9. Trim excess stabilizer from the design.
10. Rinse away remaining stabilizer and allow it to dry.



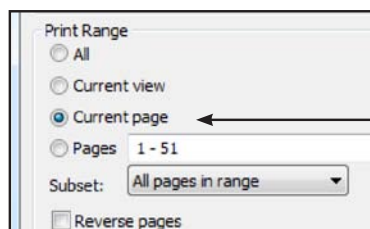
ATTENTION

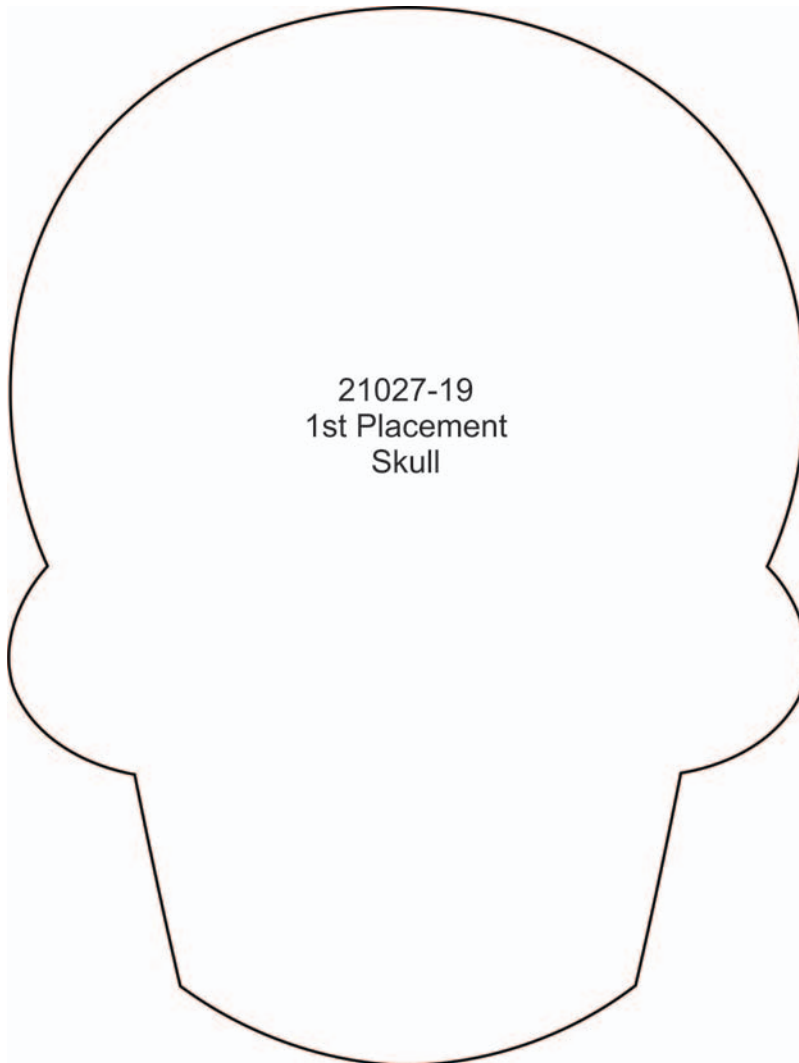
When printing this document, any page scaling or page fitting options in your print dialog box must be turned OFF or set to NONE so that your files will print out at their actual size. Images not printed at actual size will not function as intended.

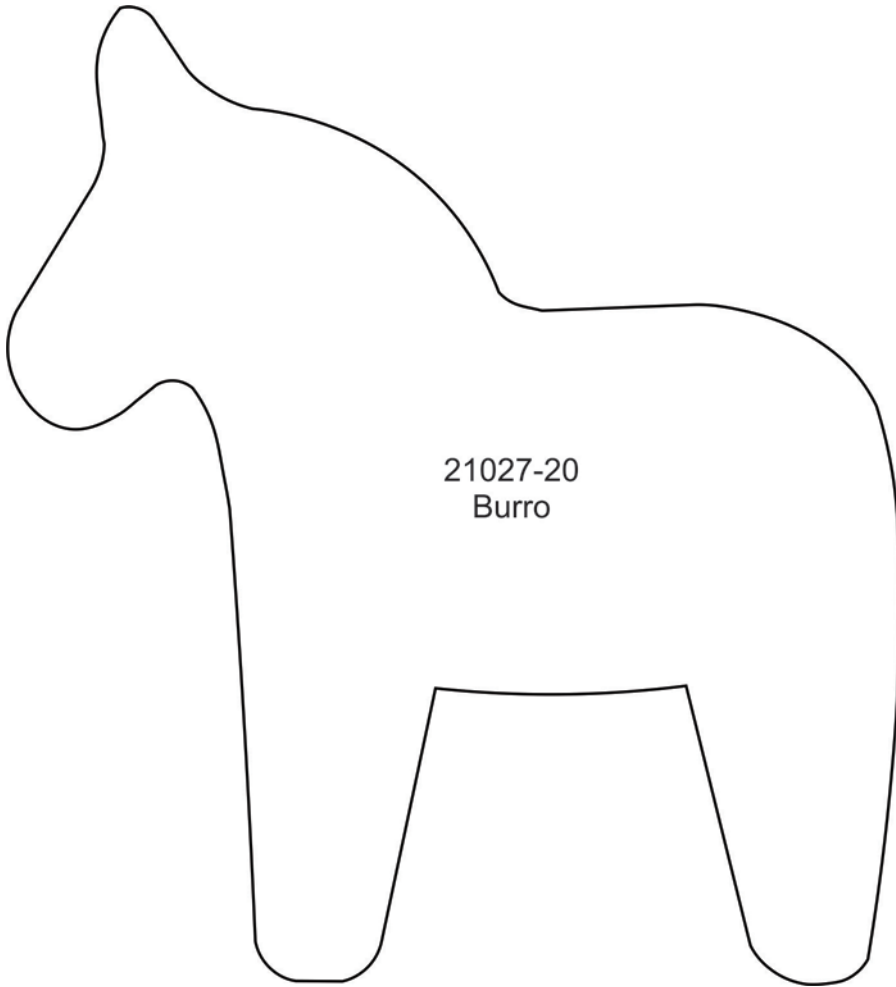


TO SAVE PAPER

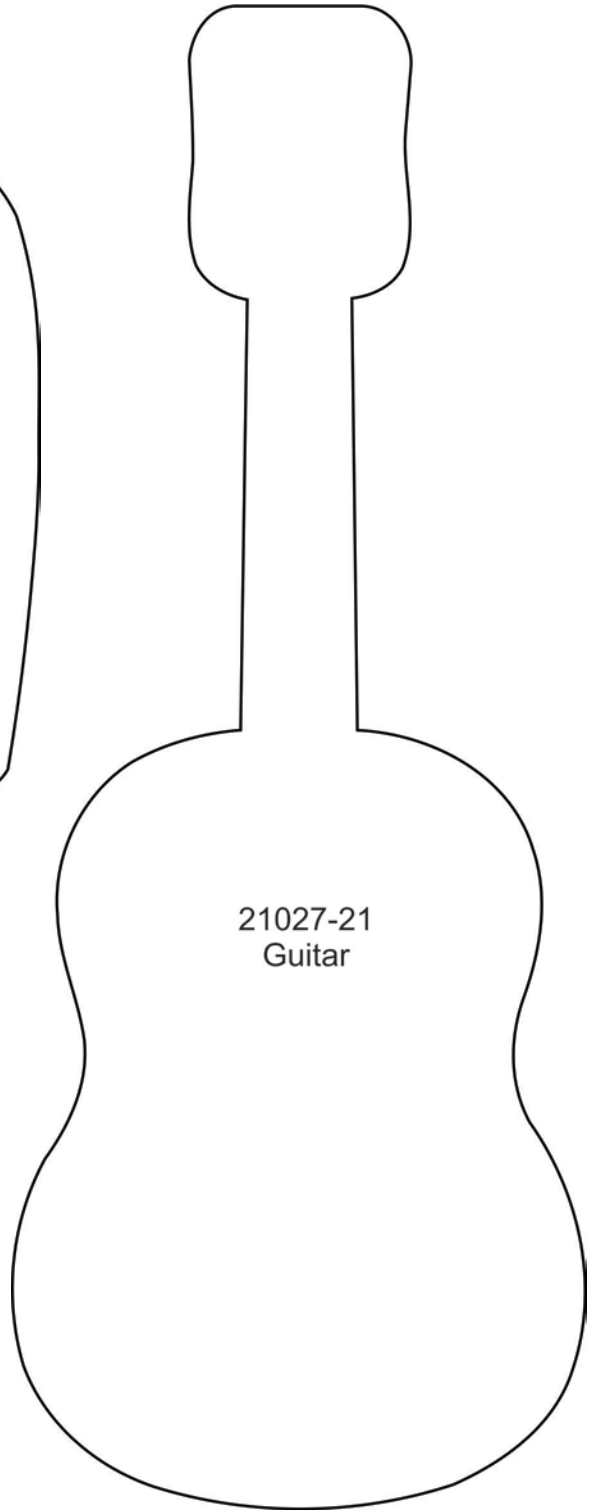
Only print the desired image by navigating to the image's page, go to File > Print and select "Current page" in the print dialog box. Repeat for each desired image.







21027-20
Burro



21027-21
Guitar

