

#32101



20
DESIGNS

Spring Seasonal Collection

Note: Some designs in this collection may have been created using unique special stitches and/or techniques. To preserve design integrity when rescaling or rotating designs in your software, always rescale or rotate designs using the handles directly on-screen.

12384-03 Spring Tree 3



Size Inches: Size mm: Stitch Count:
4.86 X 6.36 in. **123.44 X 161.54 mm** **22,533 St.**

■ 1. Trunk.....	0945
■ 2. Dark Green Leaves.....	0454
■ 3. Light Green Leaves	0352
■ 4. Medium Purple Flowers.....	2764
■ 5. Dark Purple Flowers	2600
■ 6. Light Purple Flowers.....	2761

12384-06 Spring Birdhouse









Size Inches: Size mm: Stitch Count:
1.33 X 2.83 in. **33.78 X 71.88 mm** **3,429 St.**

■ 1. Hole	0945
■ 2. House	2152
■ 3. Pole & Trim	2300
■ 4. Light Green Leaves	0352
■ 5. Dark Green Leaves.....	0454

Note: Some designs in this collection may have been created using unique special stitches and/or techniques. To preserve design integrity when rescaling or rotating designs in your software, always rescale or rotate designs using the handles directly on-screen.

12384-12 Spring with Flowers Jumbo








Size Inches: Size mm: Stitch Count:
3.32 X 7.47 in. **84.33 X 189.74 mm** **16,155 St.**

	1. Light Green Letters	6151
	2. Letter Outlines	0352
	3. Dark Green Leaves.....	0454
	4. Light Pink Petals	2152
	5. Medium Pink Petals.....	2300
	6. Dark Pink Petals	2211



12577-06 Stipple Scribble Bee

Size Inches: Size mm: Stitch Count:
3.05 X 2.43 in. **77.47 X 61.72 mm** **14,396 St.**


	1. Wing Dark Shading.....	9909
	2. Wing White Shading	0015
	3. Dark Yellow Shading.....	9925
	4. Light Yellow Shading.....	0520
	5. Gray Shading.....	0111
	6. Dark Gray Shading	4174
	7. Design Outlines	0020








Note: Some designs in this collection may have been created using unique special stitches and/or techniques. To preserve design integrity when rescaling or rotating designs in your software, always rescale or rotate designs using the handles directly on-screen.

12577-07 Stipple Scribble Butterfly

Size Inches: Size mm: Stitch Count:
 3.77 X 3.42 in. 95.76 X 86.87 mm 21,163 St.





	1. Dark Red Shading	9924
	2. Light Red Shading	9405
	3. Pink Shading.....	2560
	4. Purple Shading	9912
	5. Design Outlines	0020

12627-02 Doodle Mushroom & Flower

Size Inches: Size mm: Stitch Count:
 4.83 X 5.24 in. 122.68 X 133.10 mm 15,144 St.



	1. Mushroom.....	2320
	2. Floral Design.....	5230

Note: Some designs in this collection may have been created using unique special stitches and/or techniques. To preserve design integrity when rescaling or rotating designs in your software, always rescale or rotate designs using the handles directly on-screen.

12627-12 Doodle Butterfly 1

Size Inches:	Size mm:	Stitch Count:
4.77 X 4.78 in.	121.16 X 121.41 mm	12,192 St.

■ 1. Single Color Design 2320




12627-16 Doodle Snail

Size Inches:	Size mm:	Stitch Count:
3.62 X 2.90 in.	91.95 X 73.66 mm	7,706 St.

■ 1. Single Color Design 2640










Note: Some designs in this collection may have been created using unique special stitches and/or techniques. To preserve design integrity when rescaling or rotating designs in your software, always rescale or rotate designs using the handles directly on-screen.



19999-034 Tulip







Size Inches: Size mm: Stitch Count:
4.30 X 6.64 in. **109.22 X 168.66 mm** **18,225 St.**

	1. Pink Petals.....	1840
	2. Red Petals.....	1900
	3. Medium Red Petals.....	1805
	4. Dark Red Swirls.....	2101
	5. Light Green Leaves & Stem.....	5740
	6. Medium Green Leaves & Stem.....	5610
	7. Dark Green Swirls.....	5833



82008-33 Imperial Flourish 1

Size Inches: Size mm: Stitch Count:
3.88 X 4.62 in. **98.55 X 117.35 mm** **15,365 St.**






	1. Yellow Detail.....	0870
	2. Light Blue Detail.....	4071
	3. Blue Detail.....	3840
	4. Gold Detail.....	0643
	5. Khaki Green Detail.....	0453
	6. Purple Detail.....	3241

Note: Some designs in this collection may have been created using unique special stitches and/or techniques. To preserve design integrity when rescaling or rotating designs in your software, always rescale or rotate designs using the handles directly on-screen.

82008-34 Imperial Flourish 2


Size Inches: Size mm: Stitch Count:
3.36 X 4.57 in. **85.34 X 116.08 mm** **13,801 St.**






	1. Light Blue Detail.....	4071
	2. Gold Detail.....	0643
	3. Yellow Detail.....	0870
	4. Khaki Green Detail.....	0453
	5. Purple Detail.....	3241

BD678_48 Quilting Garden Little Rose

Size Inches: Size mm: Stitch Count:
5.47 X 3.61 in. **138.94 X 91.69 mm** **3,551 St.**







	1. Rose.....	2241
	2. Leaves.....	0124
	3. Blue Flowers.....	3652

Note: Some designs in this collection may have been created using unique special stitches and/or techniques. To preserve design integrity when rescaling or rotating designs in your software, always rescale or rotate designs using the handles directly on-screen.

BD682_48 Quilting Garden Daisies





Size Inches: Size mm: Stitch Count:
 4.15 X 5.05 in. 105.41 X 128.27 mm 4,417 St.


	1. Leaves	0124
	2. Daisies	1352
	3. Blue Flowers	3652



BD696_48 Quilting Garden Medallion

Size Inches: Size mm: Stitch Count:
 6.33 X 6.33 in. 160.78 X 160.78 mm 11,088 St.

	1. Leaves	0124
	2. Rose	2241
	3. Daisies	1352
	4. Blue Flowers	3652



Note: Some designs in this collection may have been created using unique special stitches and/or techniques. To preserve design integrity when rescaling or rotating designs in your software, always rescale or rotate designs using the handles directly on-screen.

FS251_48 Garden Bird Applique

Size Inches: Size mm: Stitch Count:
 4.22 X 6.26 in. 107.19 X 159.00 mm 23,868 St.



■	1. Body Placement Stitch.....	4620
■	2. Body Cut Line & Tackdown.....	4620
■	3. Wing Placement Stitch.....	4620
■	4. Wing Cut Line & Tackdown.....	4620
■	5. Vines.....	4620
■	6. Light Green Fills.....	5650
■	7. Medium Green Stems & Leaves.....	5822
■	8. Beak & Feet.....	0811
■	9. Dark Pink Flowers.....	2532
■	10. Purple Flowers.....	2764
■	11. White Stamens & Heart.....	0101
■	12. Light Pink Tail Feathers.....	2171
■	13. Eye.....	0020
■	14. Medium Pink Flowers.....	2550
■	15. Medium Pink Swirls.....	2550
■	16. Light Red Swirls.....	1840
■	17. Light Red Flower.....	2550
■	18. Medium Red Flower, Heart, & Tail.....	1753
■	19. Dark Red Flower & Heart.....	1921
■	20. Cover Stitch.....	3810
■	21. Cover Stitch Linework.....	0101

Note: Some designs in this collection may have been created using unique special stitches and/or techniques. To preserve design integrity when rescaling or rotating designs in your software, always rescale or rotate designs using the handles directly on-screen.

FS257_48 Garden Flowers Applique 1

Size Inches: Size mm: Stitch Count:
3.26 X 3.71 in. **82.80 X 94.23 mm** **11,072 St.**



	1. Placement Stitch.....	5650
	2. Cut Line & Tackdown.....	5650
	3. Light Green Leaves.....	5650
	4. Light Green Stamens.....	5650
	5. Medium Pink Flower.....	2550
	6. Dark Green Flower.....	4620
	7. Dark Red Flower.....	1921
	8. Medium Green Stems & Leaves.....	5822
	9. Purple Flower.....	2764
	10. Cover Stitch.....	3810
	11. White Stamen & Cover Stitch Linework.....	0101
	12. Dark Pink Flowers.....	2532
	13. Light Red Flower.....	1840
	14. Medium Red Flowers.....	1753

Note: Some designs in this collection may have been created using unique special stitches and/or techniques. To preserve design integrity when rescaling or rotating designs in your software, always rescale or rotate designs using the handles directly on-screen.

FS260_48 Garden Flowers Heart Applique

Size Inches: Size mm: Stitch Count:
 4.50 X 4.29 in. 114.30 X 108.97 mm 15,633 St.



FS260_48 Garden Flowers Heart Appliqué







	1. Large Heart Placement Stitch.....	5650
	2. Large Heart Cut Line & Tackdown.....	5650
	3. Small Heart Placement Stitch.....	5650
	4. Small Heart Cut Line & Tackdown.....	5650
	5. Light Green Leaves.....	5650
	6. Light Green Stamens.....	5650
	7. Medium Green Stems & Leaves.....	5822
	8. Dark Green Vines & Leaves.....	4620
	9. Dark Pink Flowers.....	2532
	10. Purple Flowers.....	2764
	11. Light Red Flower.....	1840
	12. Medium Red Flower.....	1753
	13. Medium Pink Swirls.....	2550
	14. Light Red Swirls.....	1840
	15. Cover Stitch.....	3810
	16. Cover Stitch Linework.....	0101
	17. White Stamens.....	0101

Note: Some designs in this collection may have been created using unique special stitches and/or techniques. To preserve design integrity when rescaling or rotating designs in your software, always rescale or rotate designs using the handles directly on-screen.

NB186_48 Love Blooms Here

Size Inches: Size mm: Stitch Count:
 4.08 X 3.81 in. 103.63 X 96.77 mm 12,692 St.







	1. Light Flower Shading	1755
	2. Dark Flower Shading	2153
	3. Flower Outlines	1921
	4. Stem & Leaves	5833
	5. Background Linework	0761
	6. Letters	1921

NB187_48 Bless This Home

Size Inches: Size mm: Stitch Count:
 5.53 X 3.83 in. 140.46 X 97.28 mm 23,163 St.












	1. Background Linework	1755
	2. Vines & Leaves	5610
	3. Flowers	2152
	4. Letters	3910

Note: Some designs in this collection may have been created using unique special stitches and/or techniques. To preserve design integrity when rescaling or rotating designs in your software, always rescale or rotate designs using the handles directly on-screen.

NB188_48 Live Laugh Love

Size Inches: Size mm: Stitch Count:
 2.62 X 4.03 in. 66.55 X 102.36 mm 10,147 St.



	1. Leaves & Vines.....	5822
	2. Heart.....	1600
	3. Light Flowers	0630
	4. Medium Flowers	1755
	5. Dark Flowers.....	0622
	6. Darkest Flowers.....	1430
	7. Stamens.....	0101
	8. LAUGH	0506
	9. LIVE & LOVE.....	1532

Cut-in-Place Applique Instructions

1. Hoop your fabric and backing.
2. Sew the *Placement* stitch. **PHOTO 1**
3. Place a piece of applique fabric over the placement stitch so that it is completely covered.
4. Sew the *Cut Line & Tackdown*.
5. Carefully cut away the excess applique fabric. **PHOTO 2**
6. Sew the remainder of the design and repeat for any remaining pieces. **PHOTO 3**

