

#32103



100
DESIGNS

Glitz Designs Bundle II

Note: Some designs in this collection may have been created using unique special stitches and/or techniques. To preserve design integrity when rescaling or rotating designs in your software, always rescale or rotate designs using the handles directly on-screen.

BD570_48 Roses

Size Inches:	Size mm:	Stitch Count:
4.23 X 3.84 in.	107.44 X 97.54 mm	4,561 St

■ 1. Single Color Design 0870



BD572_48 Roses 3

Size Inches:	Size mm:	Stitch Count:
4.05 X 5.77 in.	102.87 X 146.56 mm	5,137 St.

■ 1. Single Color Design 0870



Note: Some designs in this collection may have been created using unique special stitches and/or techniques. To preserve design integrity when rescaling or rotating designs in your software, always rescale or rotate designs using the handles directly on-screen.



BD579_48 Hearts

Size Inches:	Size mm:	Stitch Count:
2.72 X 4.96 in.	69.09 X 125.98 mm	3,545 St.

■ 1. Single Color Design 0870



BD580_48 Hearts 2

Size Inches:	Size mm:	Stitch Count:
2.35 X 4.47 in.	59.69 X 113.54 mm	3,321 St.

■ 1. Single Color Design 0870

Note: Some designs in this collection may have been created using unique special stitches and/or techniques. To preserve design integrity when rescaling or rotating designs in your software, always rescale or rotate designs using the handles directly on-screen.



BD588_48 Wedding Bells

Size Inches:	Size mm:	Stitch Count:
1.74 X 5.59 in.	44.20 X 141.99 mm	3,716 St.

■ 1. Single Color Design 0870

BD590_48 Bells Corner

Size Inches:	Size mm:	Stitch Count:
5.34 X 2.12 in.	135.64 X 53.85 mm	3,746 St.

■ 1. Single Color Design 0870



Note: Some designs in this collection may have been created using unique special stitches and/or techniques. To preserve design integrity when rescaling or rotating designs in your software, always rescale or rotate designs using the handles directly on-screen.




CM191_48 Blooming Hearts Applique

Size Inches: Size mm: Stitch Count:
 3.71 X 5.48 in. 94.23 X 139.19 mm 7,278 St.

- 1. Bottom Heart Placement Stitch..... 0640
- 2. Bottom Heart Cut Line & Tackdown..... 0640
- 3. Middle Heart Placement Stitch 2155
- 4. Middle Heart Cut Line & Tackdown..... 2155
- 5. Top Heart Placement Stitch 1840
- 6. Top Heart Cut Line..... 1840
- 7. Top Heart Cover Stitch, Hearts, & Star 1840
- 8. Bottom Heart Cover Stitch & Yellow Flower... 0640
- 9. Middle Heart Cover Stitch & Pink Flower..... 2155
- 10. Blue Flower..... 4430
- 11. Leaves & Stems..... 5833
- 12. Cover Stitch Center Lines..... 2171

CM194_48 Daisy Applique

Size Inches: Size mm: Stitch Count:
 3.95 X 3.89 in. 100.33 X 98.81 mm 8,137 St.











- 1. Flower Placement Stitch 1840
- 2. Flower Cut Line & Tackdown 1840
- 3. Flower Cover Stitch & Linework..... 1840
- 4. Stamen Placement Stitch 0700
- 5. Stamen Cut Line & Tackdown..... 0700
- 6. Stamen Cover Stitch & Linework..... 0700
- 7. Cover Stitch Center Lines..... 2171
- 8. Outside Hearts..... 0640

Note: Some designs in this collection may have been created using unique special stitches and/or techniques. To preserve design integrity when rescaling or rotating designs in your software, always rescale or rotate designs using the handles directly on-screen.

CM198_48 Heart Applique


Size Inches: Size mm: Stitch Count:
3.78 X 4.17 in. **96.01 X 105.92 mm** **7,939 St.**



	1. Placement Stitch.....	1840
	2. Cut Line & Tackdown	1840
	3. Yellow Flowers & Linework	0640
	4. Blue Flowers & Linework	4230
	5. Light Pink Flowers & Linework.....	2160
	6. Cover Stitch	1840
	7. Cover Stitch Center Lines.....	2171
	8. Purple Flowers.....	2764

CM199_48 Ladybug Applique

Size Inches: Size mm: Stitch Count:
2.82 X 3.88 in. **71.63 X 98.55 mm** **4,637 St.**



	1. Placement Stitch.....	0132
	2. Cut Line & Tackdown	0132
	3. Head & Light Spots.....	2155
	4. Antennae, Legs, & Head Outlines	3251
	5. Cover Stitch & Dark Spots	0132
	6. Cover Stitch Center Line.....	2171

Note: Some designs in this collection may have been created using unique special stitches and/or techniques. To preserve design integrity when rescaling or rotating designs in your software, always rescale or rotate designs using the handles directly on-screen.



CM204_48 Princess Applique

Size Inches: 4.89 X 5.29 in. Size mm: 124.21 X 134.37 mm Stitch Count: 9,353 St.

1. Placement Stitch.....	2640
2. Cut Line & Tackdown.....	2640
3. Swirls.....	0221
4. Skin.....	1351
5. Skin Outlines.....	1430
6. Hair.....	1600
7. Cheeks.....	1730
8. Eyes.....	4174
9. Crown.....	2640
10. Cover Stitch & Dress Linework.....	3045
11. Heart.....	1730
12. Cover Stitch Center Line.....	2171

CM206_48 Princess Crown

Size Inches: 1.41 X 1.30 in. Size mm: 35.81 X 33.02 mm Stitch Count: 1,243 St.



1. Light Pink Shapes.....	2160
2. Dark Pink Linework.....	2550
3. Crown.....	0640
4. Crown Base.....	2761

Note: Some designs in this collection may have been created using unique special stitches and/or techniques. To preserve design integrity when rescaling or rotating designs in your software, always rescale or rotate designs using the handles directly on-screen.

CM209_48 Princess Swirl



Size Inches: Size mm: Stitch Count:
 2.49 X 2.70 in. 63.25 X 68.58 mm 2,433 St.


	1. Yellow Swirl.....	0640
	2. Purple Swirl.....	2761
	3. Pink Swirl.....	2550
	4. Flower, Heart, & Star	2160



FQ117_48 Beautiful Daisy

Size Inches: Size mm: Stitch Count:
 1.40 X 2.75 in. 35.56 X 69.85 mm 1,323 St.

	1. Leaves	5531
	2. Leaf Shading.....	6141
	3. Stamen	1730








Note: Some designs in this collection may have been created using unique special stitches and/or techniques. To preserve design integrity when rescaling or rotating designs in your software, always rescale or rotate designs using the handles directly on-screen.



FQ119_48 Climbing Flower









Size Inches: 1.85 X 2.65 in. Size mm: 46.99 X 67.31 mm Stitch Count: 2,942 St.

	1. Flower	2510
	2. Flower Shading	2550
	3. Leaves & Stem	5531
	4. Swirls	3040
	5. Leaf Shading	6141



FQ120_48 Blooming Garden


Size Inches: 2.69 X 3.47 in. Size mm: 68.33 X 88.14 mm Stitch Count: 4,669 St.

	1. Leaves	5531
	2. Bottom Flower	1430
	3. Bottom Flower Shading	1860
	4. Bottom Flower Stamen	1805
	5. Leaf Shading	6141
	6. Top Flowers	2640
	7. Top Flower Shading	2650
	8. Top Flower Stamens	2300

Note: Some designs in this collection may have been created using unique special stitches and/or techniques. To preserve design integrity when rescaling or rotating designs in your software, always rescale or rotate designs using the handles directly on-screen.

FQ124_48 Floral

Size Inches: Size mm: Stitch Count:
 2.28 X 1.68 in. 57.91 X 42.67 mm 1,476 St.



■	1. Flower	1701
■	2. Flower Shading	1551
■	3. Stamen	1725
■	4. Vines	5531

FQ127_48 Wonderful Perenials

Size Inches: Size mm: Stitch Count:
 2.87 X 3.18 in. 72.90 X 80.77 mm 3,869 St.



■	1. Leaves & Vines	5531
■	2. Flowers	2764
■	3. Flower Shading	2650

Note: Some designs in this collection may have been created using unique special stitches and/or techniques. To preserve design integrity when rescaling or rotating designs in your software, always rescale or rotate designs using the handles directly on-screen.

FQ133_48 Blue Daisy

Size Inches: Size mm: Stitch Count:
2.36 X 2.85 in. **59.94 X 72.39 mm** **3,421 St.**


- 1. Medium Flower Shading 3920
- 2. Light Flower Shading 0015
- 3. Dark Flower Shading 4113
- 4. Leaves & Dark Vines 5531
- 5. Leaf Shading & Light Vines 6141



FQ134_48 Flower Border

Size Inches: Size mm: Stitch Count:
4.63 X 1.72 in. **117.60 X 43.69 mm** **4,813 St.**

- 1. Stamen 2560
- 2. Stamen Outlines 2520
- 3. Light Vines & Leaf Shading 6141
- 4. Dark Vines & Leaves 5531



Note: Some designs in this collection may have been created using unique special stitches and/or techniques. To preserve design integrity when rescaling or rotating designs in your software, always rescale or rotate designs using the handles directly on-screen.

FQ141_48 Floral Paisley 2

Size Inches: Size mm: Stitch Count:
3.10 X 3.36 in. **78.74 X 85.34 mm** **3,276 St.**



















	1. Light Vines	6141
	2. Leaves & Dark Vines	5531
	3. Flower	0221

FQ143_48 In The Garden

Size Inches: Size mm: Stitch Count:
6.51 X 4.12 in. **165.35 X 104.65 mm** **11,615 St.**











	1. Right Flower Light Vines & Leaves	6141
	2. Middle Flower	0811
	3. Middle Flower Shading	1060
	4. Middle Flower Stamen	1730
	5. Dark Vines & Leaves	5531
	6. Right Small Flower Stamen	4010
	7. Right Large Flower	2640
	8. Right Large Flower Shading	2920
	9. Left Large Flower	1430
	10. Left Large Flower Shading	1860
	11. Left Flower	2764
	12. Left Flower Shading	2761
	13. Middle Small Flowers	3962
	14. Middle Small Flower Stamens	4032
	15. Left Large Flower Stamen	1701
	16. Left Flowers Light Leaf Shading	6141

Note: Some designs in this collection may have been created using unique special stitches and/or techniques. To preserve design integrity when rescaling or rotating designs in your software, always rescale or rotate designs using the handles directly on-screen.

FQ370_48 Butterfly Garden












Size Inches: Size mm: Stitch Count:
3.01 X 3.79 in. **76.45 X 96.27 mm** **8,168 St.**

	1. Wings.....	0640
	2. Body.....	1840
	3. Light Leaf Shading.....	0640
	4. Dark Leaf Shading.....	2761
	5. Stamen.....	5833
	6. Medium Leaf Shading & Stamen.....	5822
	7. Dark Flower Shading.....	1730
	8. Light Flower Shading.....	1840

FQ371_48 Crane



Size Inches: Size mm: Stitch Count:
3.11 X 4.59 in. **78.99 X 116.59 mm** **6,516 St.**








	1. Light Head, Tail & Wing Shading.....	1840
	2. Beak & Feet, Legs.....	0811
	3. Dark Head & Tail Shading.....	1730
	4. Body.....	0640
	5. Head & Wing.....	2761
	6. Leaves & Stems.....	5822
	7. Right Flower.....	2761
	8. Left Flower Dark Shading.....	1840
	9. Left Flower Light Shading.....	0640

Note: Some designs in this collection may have been created using unique special stitches and/or techniques. To preserve design integrity when rescaling or rotating designs in your software, always rescale or rotate designs using the handles directly on-screen.

FQ374_48 Butterfly Bloom

Size Inches: Size mm: Stitch Count:
5.10 X 3.18 in. **129.54 X 80.77 mm** **7,853 St.**






	1. Butterfly.....	1730
	2. Body.....	2761
	3. Dark Stamen Shading.....	0811
	4. Light Stamen Shading & Leaves	0640
	5. Dark Leaves.....	1730
	6. Medium Leaves & Stem.....	5822
	7. Flower	2761

FQ377_48 Daffodil

Size Inches: Size mm: Stitch Count:
2.01 X 4.05 in. **51.05 X 102.87 mm** **4,937 St.**











	1. Light Leaf Shading & Stems	5822
	2. Bottom Flower Dark Shading.....	2764
	3. Dark Leaf Shading & Bottom Stamen.....	5833
	4. Bottom Flower Light Shading.....	2761
	5. Middle Flower Light Shading	1840
	6. Middle Flower Dark Shading.....	1730
	7. Top Flower Light Shading	0640
	8. Top Flower Dark Shading	0811

Note: Some designs in this collection may have been created using unique special stitches and/or techniques. To preserve design integrity when rescaling or rotating designs in your software, always rescale or rotate designs using the handles directly on-screen.

FQ378_48 Butterfly Heart


Size Inches: Size mm: Stitch Count:
3.78 X 2.33 in. **96.01 X 59.18 mm** **7,562 St.**













	1. Purple Shapes	2761
	2. Dark Pink Shapes	2530
	3. Heart	1840
	4. Flower & Linework	1730
	5. Dark Green Shading	5833
	6. Light Green Wing Shading.....	5822
	7. Wings.....	0640
	8. Bodies.....	5822

FQ379_48 Coneflower Dragonfly

Size Inches: Size mm: Stitch Count:
2.76 X 4.21 in. **70.10 X 106.93 mm** **6,303 St.**













	1. Stem & Leaf	5822
	2. Flower Linework.....	0640
	3. Flower	1840
	4. Stamen	1730
	5. Stamen Trim	0811
	6. Wing Light Shading.....	0640
	7. Wing Dark Shading.....	2764
	8. Wing Medium Shading.....	2761
	9. Dark Body Shading.....	1730
	10. Light Body Shading.....	1840

Note: Some designs in this collection may have been created using unique special stitches and/or techniques. To preserve design integrity when rescaling or rotating designs in your software, always rescale or rotate designs using the handles directly on-screen.

FQ381_48 Flying Ladybug


Size Inches: Size mm: Stitch Count:
3.06 X 3.82 in. **77.72 X 97.03 mm** **6,737 St**








	1. Antenna & Body Light Shading.....	1840
	2. Body Dark Shading.....	2764
	3. Spots.....	1730
	4. Wings.....	2761
	5. Shell.....	0811
	6. Leaves.....	5822
	7. Bottom Flower.....	0640
	8. Bottom Flower Stamen.....	1840
	9. Middle Flower.....	0811
	10. Top Flower.....	2761

FQ388_48 Turtle

Size Inches: Size mm: Stitch Count:
2.77 X 2.48 in. **70.36 X 62.99 mm** **4,453 St**



	1. Flower Light Shading.....	2761
	2. Flower Dark Shading.....	1730
	3. Turtle Light Shading.....	5822
	4. Turtle Dark Shading.....	5833
	5. Turtle Shell.....	0811

Note: Some designs in this collection may have been created using unique special stitches and/or techniques. To preserve design integrity when rescaling or rotating designs in your software, always rescale or rotate designs using the handles directly on-screen.

FQ933_48 Dragonfly

Size Inches: Size mm: Stitch Count:
 2.74 X 2.62 in. 69.60 X 66.55 mm 5,703 St.



<input type="checkbox"/>	1. Wings.....	0015
<input type="checkbox"/>	2. Wings.....	3962
<input type="checkbox"/>	3. Body.....	4220
<input type="checkbox"/>	4. Wings & Body Highlights	7003 (AN-1)
<input type="checkbox"/>	5. Wings & Body Highlights	7029 (AN-3)
<input type="checkbox"/>	6. Design Outlines	3953

*FQ934_48 Dragonfly & Iris (with Loopy Elements)

Size Inches: Size mm: Stitch Count:
 4.69 X 7.58 in. 119.13 X 192.53 mm 26,554 St.




<input type="checkbox"/>	1. Flowers & Stems.....	0873
<input type="checkbox"/>	2. WAB// Flower Center	0776
<input type="checkbox"/>	3. Tackdown Stamen	0776
<input type="checkbox"/>	4. Light Green Leaves	5650
<input type="checkbox"/>	5. Green Leaves	5531
<input type="checkbox"/>	6. Leaf Outlines.....	5513
<input type="checkbox"/>	7. Light Purple Flower.....	3130
<input type="checkbox"/>	8. Purple Flower Shading	2920
<input type="checkbox"/>	9. Light Purple Highlights.....	3350
<input type="checkbox"/>	10. Dark Purple Shading.....	3210
<input type="checkbox"/>	11. White Highlights.....	0015
<input type="checkbox"/>	12. Yellow Flower Highlights.....	0230
<input type="checkbox"/>	13. Dark Purple Outlines.....	3541
<input type="checkbox"/>	14. Dragonfly	0873
<input type="checkbox"/>	15. Dragonfly Head.....	0776

Note: Some designs in this collection may have been created using unique special stitches and/or techniques. To preserve design integrity when rescaling or rotating designs in your software, always rescale or rotate designs using the handles directly on-screen.

FQ937_48 Monarchs

Size Inches: Size mm: Stitch Count:
 3.98 X 4.88 in. 101.09 X 123.95 mm 23,859 St.



	1. Light Orange Wings.....	0700
	2. Orange Wing Shading	0922
	3. Dark Orange Shading.....	0932
	4. White Wing Details	0015
	5. Wings.....	4174
	6. Butterfly Bodies.....	0138
	7. Body Outlines & Eyes.....	0020

FQ938_48 Lacy Butterflies

Size Inches: Size mm: Stitch Count:
 5.15 X 7.56 in. 130.81 X 192.02 mm 17,108 St.



	1. Motifs & Fills	0672
	2. Light Brown Outlines.....	0873
	3. Dark Brown Bodies.....	0776

Note: Some designs in this collection may have been created using unique special stitches and/or techniques. To preserve design integrity when rescaling or rotating designs in your software, always rescale or rotate designs using the handles directly on-screen.

*FQ942_48 Green Blue Hummingbird (with Loopy Elements)



Size Inches: Size mm: Stitch Count:
5.15 X 4.71 in. 130.81 X 119.63 mm 14,550 St.

■	1. Light Brown Leaves & Stems.....	0873
■	2. WAB// Light Brown Flower Center.....	0873
■	3. WAB//Dark Brown Flower Centers.....	0776
■	4. Dark Brown Flower Tackdown & Flower.....	0776
□	5. White Wing & Tail.....	0015
■	6. Light Green Feathers.....	5440
■	7. Blue Green Feathers.....	5010
■	8. Light Blue Feathers.....	3910
■	9. Dark Blue Feathers.....	3902
■	10. Light Green Feathers.....	5912
■	11. Teal Wings & Shading.....	4423
■	12. Beak.....	1362
■	13. Feather Highlights.....	7003 (AN-1)
□	14. Head Highlights.....	0015
■	15. Bird Outlines & Eye.....	4174
■	16. Wing & Tail Outlines.....	5664

FQ944_48 Ruby Throated Hummingbird



Size Inches: Size mm: Stitch Count:
6.44 X 4.91 in. 163.58 X 124.71 mm 24,302 St.

■	1. Stem.....	5610
■	2. Stem Outline & Shading.....	5643
■	3. Light Purple Flower.....	3151
■	4. Light Purple Shading.....	3130
□	5. White In Flower.....	0015
■	6. Purple Shading.....	2920
■	7. Dark Purple Outlines.....	2900
□	8. Bird.....	0015
■	9. Wing & Tail Shading.....	5664
■	10. Dark Green Feathers.....	5326
■	11. Light Green Feathers.....	5730
■	12. Green Feathers.....	5515
■	13. Red Feathers.....	1904
■	14. Red Shading.....	1912
□	15. Highlights.....	7028 (AN-2)
■	16. Bird Outlines.....	5335
■	17. Eye, Beak & Feet.....	0020

Note: Some designs in this collection may have been created using unique special stitches and/or techniques. To preserve design integrity when rescaling or rotating designs in your software, always rescale or rotate designs using the handles directly on-screen.

*FQ946_48 Lace Hummingbird (with Loopy Elements)

Size Inches: Size mm: Stitch Count:
6.46 X 4.68 in. 164.08 X 118.87 mm 13,889 St.



■ 1. Flowers & Bird	0873
■ 2. WAB// Stamens	0776
■ 3. Tackdown Stamens & Beak.....	0776

*FQ947_48 Hummingbird & Petunias (with Loopy Elements)

Size Inches: Size mm: Stitch Count:
4.92 X 6.30 in. 124.97 X 160.02 mm 25,276 St.




■ 1. Motif Fills.....	0672
■ 2. Brown Satin Leaves & Flowers.....	0873
■ 3. WAB// Flower Centers	0776
■ 4. Tackdown Stamen	0776
■ 5. Leaves	5610
■ 6. Leaf Shading.....	5633
■ 7. Stems & Outlines.....	5643
■ 8. Pink Flowers	2650
■ 9. Light Pink Shading.....	2560
□ 10. White Shading	0015
■ 11. Flower Outlines.....	2520

Note: Some designs in this collection may have been created using unique special stitches and/or techniques. To preserve design integrity when rescaling or rotating designs in your software, always rescale or rotate designs using the handles directly on-screen.

FQ951_48 Lacy Flowers

Size Inches: Size mm: Stitch Count:
 5.15 X 7.33 in. 130.81 X 186.18 mm 19,329 St.

- 1. Motif & Fills 0672
- 2. Flowers & Leaves Outlines 0873



HE911_48 Medium Swirling Snowflake

Size Inches: Size mm: Stitch Count:
 2.44 X 3.90 in. 61.98 X 99.06 mm 2,738 St.




- 1. Swirls 3650
- 2. Light Snowflake 3840
- 3. Dark Snowflake 3641



Note: Some designs in this collection may have been created using unique special stitches and/or techniques. To preserve design integrity when rescaling or rotating designs in your software, always rescale or rotate designs using the handles directly on-screen.

HE912_48 Little Swirling Snowflake




Size Inches: Size mm: Stitch Count:
1.97 X 3.19 in. **50.04 X 81.03 mm** **2,344 St.**

	1. Swirls	3650
	2. Light Snowflake	3840
	3. Dark Snowflake.....	3641



HE913_48 Snowflake Corner

Size Inches: Size mm: Stitch Count:
3.61 X 3.61 in. **91.69 X 91.69 mm** **8,717 St.**





	1. Swirls	3650
	2. Light Snowflake	3840
	3. Dark Snowflake.....	3641




Note: Some designs in this collection may have been created using unique special stitches and/or techniques. To preserve design integrity when rescaling or rotating designs in your software, always rescale or rotate designs using the handles directly on-screen.

HE915_48 Snowflake Border 2

Size Inches: Size mm: Stitch Count:
 4.74 X 1.87 in. 120.40 X 47.50 mm 6,175 St.

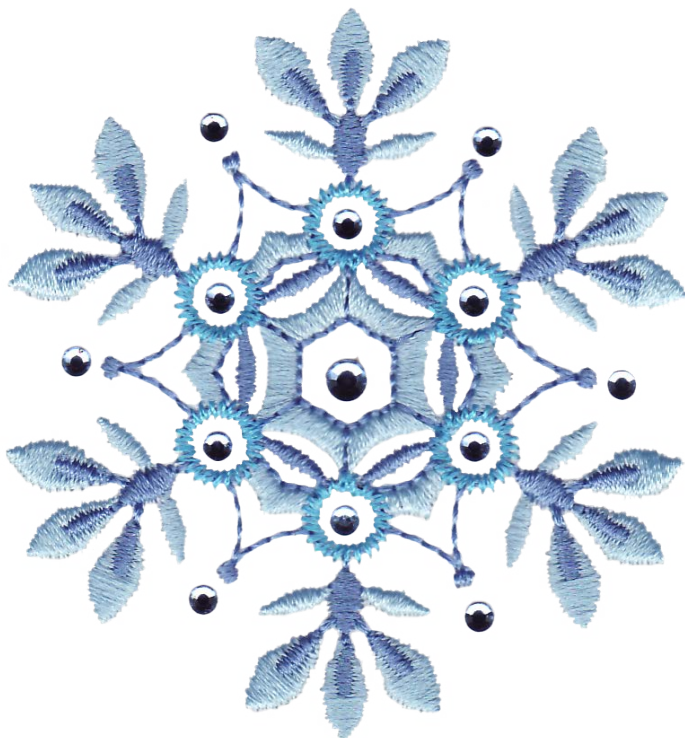
	1. Swirls	3650
	2. Light Flake Shading	3840
	3. Dark Flake Shading	3641
	4. Light Flake Shading	3840



HE918_48 Snowflake 3

Size Inches: Size mm: Stitch Count:
 2.54 X 2.75 in. 64.52 X 69.85 mm 5,289 St.




	1. Light Snowflake	3840
	2. Dark Snowflake	3641
	3. Medium Snowflake	3920



Note: Some designs in this collection may have been created using unique special stitches and/or techniques. To preserve design integrity when rescaling or rotating designs in your software, always rescale or rotate designs using the handles directly on-screen.

HE921_48 Swirling Snowstorm




Size Inches: Size mm: Stitch Count:
6.46 X 3.70 in. **164.08 X 93.98 mm** **11,159 St.**

	1. Swirls	3650
	2. Light Snowflake	3840
	3. Dark Snowflake.....	3641



HE926_48 Snow Angel

Size Inches: Size mm: Stitch Count:
4.95 X 2.20 in. **125.73 X 55.88 mm** **4,267 St.**

	1. Letters.....	3620
	2. Light Snowflake	3840
	3. Dark Snowflake.....	3641



Note: Some designs in this collection may have been created using unique special stitches and/or techniques. To preserve design integrity when rescaling or rotating designs in your software, always rescale or rotate designs using the handles directly on-screen.

HE930_48 Winter Mittens

Size Inches: 4.23 X 4.19 in. Size mm: 107.44 X 106.43 mm Stitch Count: 13,211 St



	1. Swirl.....	3650
	2. Ribbon	0101
	3. Ribbon	0145
	4. Mittens	3920
	5. Mitten Outlines.....	3641
	6. Mitten Swirls	0015
	7. Light Snowflakes.....	3840
	8. Dark Snowflakes.....	3641
	9. Light Snowflakes.....	3840

HE986_48 Maple

Size Inches: 4.60 X 5.81 in. Size mm: 116.84 X 147.57 mm Stitch Count: 4,919 St.










	1. Dark Yellow Leaf Shading.....	0546
	2. Green Leaf Shading.....	0345
	3. Light Orange Leaf Shading.....	0904
	4. Yellow Leaf Shading	0506
	5. Orange Leaf Shading.....	1701
	6. Purple Leaf Shading	2224
	7. Light Purple Leaf Shading	2241
	8. Brown Leaf Shading	1334
	9. Light Red Leaf Shading	1600
	10. Medium Red Leaf Shading	1903
	11. Dark Red Leaf Shading	1912
	12. Vine.....	1134

Note: Some designs in this collection may have been created using unique special stitches and/or techniques. To preserve design integrity when rescaling or rotating designs in your software, always rescale or rotate designs using the handles directly on-screen.

HE987_48 Maple 2

Size Inches: Size mm: Stitch Count:
3.87 X 4.27 in. **98.30 X 108.46 mm** **2,722 St.**








	1. Yellow Leaf Shading	0704
	2. Brown Leaf Shading	1154
	3. Dark Brown Leaf Shading	1876
	4. Green Leaf Shading	5934
	5. Medium Brown Leaf Shading	1334
	6. Tan Leaf Shading	0832
	7. Vines	1134

HE989_48 Maple 4

Size Inches: Size mm: Stitch Count:
1.98 X 3.03 in. **50.29 X 76.96 mm** **1,507 St.**








	1. Tan Leaf Shading	0232
	2. Dark Brown Leaf Shading	1154
	3. Brown Leaf Shading	0922
	4. Red Leaf Shading	1514
	5. Vines	0933

Note: Some designs in this collection may have been created using unique special stitches and/or techniques. To preserve design integrity when rescaling or rotating designs in your software, always rescale or rotate designs using the handles directly on-screen.

HE992_48 Maple & Pin Oak 2

Size Inches: Size mm: Stitch Count:
3.04 X 3.86 in. **77.22 X 98.04 mm** **2,552 St.**







	1. Orange Leaf Shading.....	1220
	2. Dark Orange Leaf Shading.....	1335
	3. Yellow Leaf Shading	0546
	4. Green Leaf Shading.....	0465
	5. Vines.....	1134

HE995_48 Pin Oak

Size Inches: Size mm: Stitch Count:
2.85 X 5.88 in. **72.39 X 149.35 mm** **2,585 St.**




	1. Yellow Leaf Shading	0506
	2. Tan Leaf Shading.....	0842
	3. Brown Leaf Shading	1115
	4. Dark Brown Leaf Shading.....	1055

Note: Some designs in this collection may have been created using unique special stitches and/or techniques. To preserve design integrity when rescaling or rotating designs in your software, always rescale or rotate designs using the handles directly on-screen.

HE997_48 Pin Oak 3

Size Inches:	Size mm:	Stitch Count:
2.88 X 3.28 in.	73.15 X 83.31 mm	1,921 St.

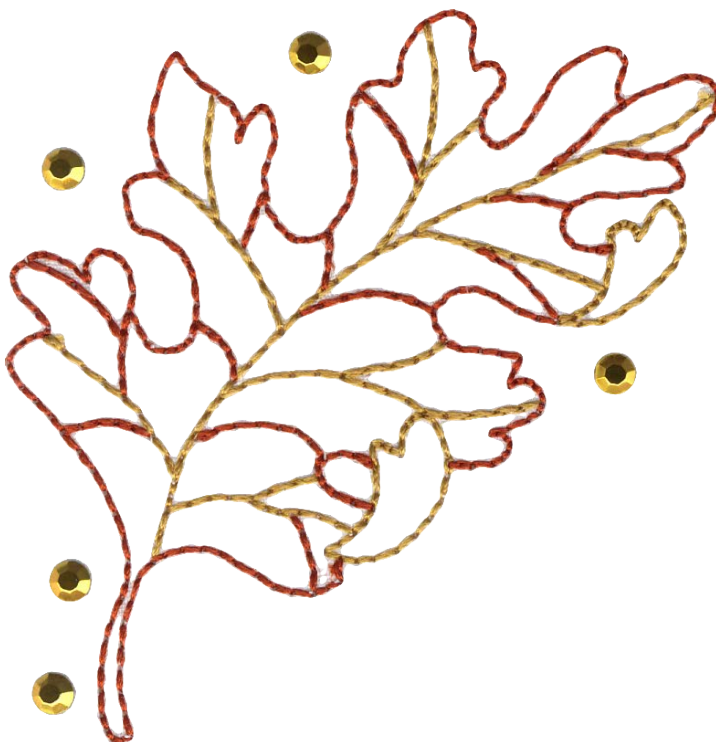
- 1. Orange Leaf Shading..... 0800
- 2. Dark Orange Leaf Shading..... 1701



HE998_48 Oak

Size Inches:	Size mm:	Stitch Count:
2.60 X 2.65 in.	66.04 X 67.31 mm	1,606 St.

- 1. Light Brown Leaf Shading..... 0822
- 2. Dark Brown Leaf Shading..... 1334











Note: Some designs in this collection may have been created using unique special stitches and/or techniques. To preserve design integrity when rescaling or rotating designs in your software, always rescale or rotate designs using the handles directly on-screen.

HG008_48 Pansies & Pumpkin


Size Inches: Size mm: Stitch Count:
 7.40 X 3.94 in. 187.96 X 100.08 mm 6,271 St



	1. Light Pumpkin Shading.....	1220
	2. Dark Pumpkin Shading.....	1304
	3. Light Flower Shading.....	2830
	4. Dark Flower Shading.....	2905
	5. Light Leaf Shading.....	0442
	6. Dark Leaf Shading.....	5934
	7. Stamens.....	0608
	8. Vines & Stem.....	0442

HG068_48 Holly 2

Size Inches: Size mm: Stitch Count:
 4.58 X 3.09 in. 116.33 X 78.49 mm 2,976 St.



	1. Single Color Design.....	5933
---	-----------------------------	------

Note: Some designs in this collection may have been created using unique special stitches and/or techniques. To preserve design integrity when rescaling or rotating designs in your software, always rescale or rotate designs using the handles directly on-screen.

HG075_48 Christmas Motif

Size Inches: Size mm: Stitch Count:
 3.60 X 4.29 in. 91.44 X 108.97 mm 6,569 St.


- 1. Red Designs 1913
- 2. Green Designs..... 5933



HG076_48 Christmas Motif 2

Size Inches: Size mm: Stitch Count:
 4.34 X 5.09 in. 110.24 X 129.29 mm 7,373 St.

- 1. Red Designs 1913
- 2. Green Designs..... 5933



Note: Some designs in this collection may have been created using unique special stitches and/or techniques. To preserve design integrity when rescaling or rotating designs in your software, always rescale or rotate designs using the handles directly on-screen.

HG082_48 Snowy Border

Size Inches:	Size mm:	Stitch Count:
2.89 X 2.89 in.	73.41 X 73.41 mm	3,131 St

■ 1. Single Color Design 3810



HG085_48 Snowflake 2

Size Inches:	Size mm:	Stitch Count:
4.78 X 5.05 in.	121.41 X 128.27 mm	10,256 St.

■ 1. Single Color Design 3810




Note: Some designs in this collection may have been created using unique special stitches and/or techniques. To preserve design integrity when rescaling or rotating designs in your software, always rescale or rotate designs using the handles directly on-screen.

HG087_48 Star

Size Inches: Size mm: Stitch Count:
 4.12 X 3.96 in. 104.65 X 100.58 mm 9,204 St.

■ 1. Single Color Design 0704



HG091_48 Peace On Earth

Size Inches: Size mm: Stitch Count:
 4.54 X 3.94 in. 115.32 X 100.08 mm 8,537 St

■ 1. Single Color Design 1913



Note: Some designs in this collection may have been created using unique special stitches and/or techniques. To preserve design integrity when rescaling or rotating designs in your software, always rescale or rotate designs using the handles directly on-screen.



HG519_48 Autumn Bouquet

Size Inches: Size mm: Stitch Count:
6.05 X 8.23 in. 153.67 X 209.04 mm 20,132 St.

	1. Small Brown Flower.....	1061
	2. Brown Leaf.....	1154
	3. Brown Leaf & Flower Shading	1355
	4. Yellow Flower & Leaf	0622
	5. Orange Leaf, Flower & Shading	0940
	6. Red Shading.....	1913
	7. Dark Orange Shading.....	1312
	8. Green Leaves	0453
	9. Green Flower	5552
	10. Silver Leaves	3971



HG523_48 Autumn Flowers & Leaves 1








Size Inches: Size mm: Stitch Count:
3.22 X 5.73 in. 81.79 X 145.54 mm 7,533 St.

	1. Brown Leaf.....	0940
	2. Brown Leaf Shading & Flower	1355
	3. Green Leaves	0453
	4. Silver Leaves & Flower	3971
	5. Flower Shading.....	5552

Note: Some designs in this collection may have been created using unique special stitches and/or techniques. To preserve design integrity when rescaling or rotating designs in your software, always rescale or rotate designs using the handles directly on-screen.

HG524_48 Autumn Flowers & Leaves 2




Size Inches: Size mm: Stitch Count:
 5.64 X 5.73 in. 143.26 X 145.54 mm 12,656 St.

	1. Yellow Leaves	0622
	2. Yellow Leaf Shading	1312
	3. Green Leaves	0453
	4. Tan Flower	1061
	5. Tan Flower Shading	1355
	6. Small Orange Flowers	0940
	7. Silver Leaves	3971



HG527_48 Golden Centerpiece 1

Size Inches: Size mm: Stitch Count:
 3.42 X 2.91 in. 86.87 X 73.91 mm 2,970 St.

	1. Leaves	0731
	2. Flower	1355
	3. Leaf Shading & Linework	0940



Note: Some designs in this collection may have been created using unique special stitches and/or techniques. To preserve design integrity when rescaling or rotating designs in your software, always rescale or rotate designs using the handles directly on-screen.

HG530_48 Golden Border Flowers

Size Inches: Size mm: Stitch Count:
 5.15 X 2.26 in. 130.81 X 57.40 mm 2,121 St.

- 1. Linework 0940
- 2. Leaves & Light Linework..... 0731
- 3. Flowers 1355



HG533_48 Brown Flower Corner

Size Inches: Size mm: Stitch Count:
 3.59 X 3.60 in. 91.19 X 91.44 mm 4,476 St.

- 1. Green Flower 5552
- 2. Green Leaf..... 0453
- 3. Tan Flower 1061
- 4. Tan Flower Shading..... 1172
- 5. Silver Leaves 3971










Note: Some designs in this collection may have been created using unique special stitches and/or techniques. To preserve design integrity when rescaling or rotating designs in your software, always rescale or rotate designs using the handles directly on-screen.










NB232_48 Top Hat

Size Inches: 2.61 X 3.77 in. Size mm: 66.29 X 95.76 mm Stitch Count: 6,521 St.

	1. Hair	0832
	2. Eye.....	0132
	3. Skin.....	1760
	4. Lips	1725
	5. Hat Light Shading	4073
	6. Hat Dark Shading	4174
	7. Tie & Flower.....	1600

NB235_48 Feathered Fancy Hat

Size Inches: 4.15 X 3.84 in. Size mm: 105.41 X 97.54 mm Stitch Count: 7,315 St.

	1. Hair	0552
	2. Lips	1921
	3. Skin.....	1760
	4. Eye.....	0132
	5. Hat Light Shading	4073
	6. Feathers.....	1730
	7. Hat Dark Shading	4174



Note: Some designs in this collection may have been created using unique special stitches and/or techniques. To preserve design integrity when rescaling or rotating designs in your software, always rescale or rotate designs using the handles directly on-screen.

NB238_48 Feathered Top Hat

Size Inches: 3.83 X 2.75 in. Size mm: 97.28 X 69.85 mm Stitch Count: 5,734 St.



1. Skin.....	1760
2. Flowers	0640
3. Lips	1921
4. Eye.....	0132
5. Hair	0811
6. Ribbon	0506
7. Hat	1730
8. Feathers.....	1703

NB239_48 Riding Hat

Size Inches: 3.67 X 3.06 in. Size mm: 93.22 X 77.72 mm Stitch Count: 7,224 St.



1. Skin.....	1760
2. Lips	1805
3. Eye.....	0132
4. Feather Light Shading	0520
5. Feather Dark Shading.....	0822
6. Hair	0853
7. Hat	1730

Note: Some designs in this collection may have been created using unique special stitches and/or techniques. To preserve design integrity when rescaling or rotating designs in your software, always rescale or rotate designs using the handles directly on-screen.

NB242_48 Dressed To Impress




Size Inches: Size mm: Stitch Count:
 3.29 X 3.40 in. 83.57 X 86.36 mm 5,529 St.

	1. Lips	1900
	2. Skin	1760
	3. Feather	5730
	4. Hair	1220
	5. Eye	0132
	6. Hat	1730



NB245_48 Flower Feather

Size Inches: Size mm: Stitch Count:
 1.99 X 3.35 in. 50.55 X 85.09 mm 3,122 St.






	1. Red Shapes	1730
	2. Black Shapes	0132
	3. Flowers	1840
	4. Brown Shapes	0853



Note: Some designs in this collection may have been created using unique special stitches and/or techniques. To preserve design integrity when rescaling or rotating designs in your software, always rescale or rotate designs using the handles directly on-screen.

NB249_48 Feathered Neckline



Size Inches: Size mm: Stitch Count:
 6.22 X 1.84 in. 157.99 X 46.74 mm 4,619 St.


	1. Black Shapes.....	0132
	2. Brown Shapes	0722
	3. Pink Shapes.....	1840
	4. Gold Shapes.....	0822
	5. Red Shapes.....	1730



NB715_48 Glitz Heart 1

Size Inches: Size mm: Stitch Count:
 3.65 X 4.29 in. 92.71 X 108.97 mm 6,292 St.

	1. Inner Satins.....	0862
	2. Inner Linework	0532
	3. Outer Satins.....	4220
	4. Outer Linework	0532







Note: Some designs in this collection may have been created using unique special stitches and/or techniques. To preserve design integrity when rescaling or rotating designs in your software, always rescale or rotate designs using the handles directly on-screen.

NB718_48 Glitz Hot Heart

Size Inches: Size mm: Stitch Count:
3.01 X 4.46 in. **76.45 X 113.28 mm** **4,787 St.**








	1. Blue Heart.....	4430
	2. Heart Outlines.....	0131
	3. Orange Swirls	0800
	4. Light Gray Linework.....	3971

NB720_48 Glitz Paisley 2

Size Inches: Size mm: Stitch Count:
2.95 X 4.76 in. **74.93 X 120.90 mm** **6,156 St.**



	1. Orange Center Background.....	0800
	2. Blue Center Pattern	4430
	3. Light Gray Satin Borders	3971
	4. Gray Linework & Satin Border	0131
	5. Orange Linework	0800

Note: Some designs in this collection may have been created using unique special stitches and/or techniques. To preserve design integrity when rescaling or rotating designs in your software, always rescale or rotate designs using the handles directly on-screen.

NB721_48 Glitz Paisley Applique


Size Inches: Size mm: Stitch Count:
 4.13 X 3.01 in. 104.90 X 76.45 mm 7,203 St.



	1. Placement Stitch.....	2560
	2. Cut Line & Tackdown.....	2560
	3. Light Pink Line Swirls.....	2560
	4. Green Satin Border.....	6051
	5. Pink Satin.....	1753
	6. White Center Detail.....	0015

NB723_48 Glitz Peace Swirl 1

Size Inches: Size mm: Stitch Count:
 2.43 X 4.46 in. 61.72 X 113.28 mm 4,424 St.



	1. Green Peace Sign & Linework.....	6051
	2. Pink Satins.....	2560

Note: Some designs in this collection may have been created using unique special stitches and/or techniques. To preserve design integrity when rescaling or rotating designs in your software, always rescale or rotate designs using the handles directly on-screen.

NB725_48 Glitz Peace

Size Inches: Size mm: Stitch Count:
 3.88 X 3.87 in. 98.55 X 98.30 mm 9,063 St.

- 1. Dark Brown Lines 0862
- 2. Tan Satins 0532
- 3. Dark Blue Pattern 4220




NB727_48 Glitz Swirl 2

Size Inches: Size mm: Stitch Count:
 2.75 X 3.77 in. 69.85 X 95.76 mm 3,481 St.

- 1. Blue Linework Swirls..... 4430
- 2. Orange Linework Swirls..... 0800
- 3. Light Gray Satins 3971
- 4. Gray Satins 0131





Note: Some designs in this collection may have been created using unique special stitches and/or techniques. To preserve design integrity when rescaling or rotating designs in your software, always rescale or rotate designs using the handles directly on-screen.



12381-04 Heart



Size Inches:	Size mm:	Stitch Count:
2.11 X 2.37 in.	53.59 X 60.20 mm	3,446 St.

	1. Pink Shading.....	2153
	2. Red Shading.....	2011



12381-05 Flower & Heart

Size Inches:	Size mm:	Stitch Count:
4.73 X 5.71 in.	120.14 X 145.03 mm	15,850 St.



	1. Pink Shading.....	2153
	2. Red Shading.....	2011

Note: Some designs in this collection may have been created using unique special stitches and/or techniques. To preserve design integrity when rescaling or rotating designs in your software, always rescale or rotate designs using the handles directly on-screen.



12381-06 Flower



Size Inches:	Size mm:	Stitch Count:
3.63 X 3.66 in.	92.20 X 92.96 mm	7,882 St.

	1. Pink Shading.....	2153
	2. Red Shading.....	2011



12381-08 Rose 1

Size Inches:	Size mm:	Stitch Count:
4.77 X 5.26 in.	121.16 X 133.60 mm	14,785 St.

	1. Pink Shading.....	2153
	2. Red Shading.....	2011

Note: Some designs in this collection may have been created using unique special stitches and/or techniques. To preserve design integrity when rescaling or rotating designs in your software, always rescale or rotate designs using the handles directly on-screen.



12381-10 Buds Accent

Size Inches:	Size mm:	Stitch Count:
2.54 X 3.75 in.	64.52 X 95.25 mm	6,957 St.

- 1. Pink Shading..... 2153
- 2. Red Shading..... 2011



12381-12 Border

Size Inches:	Size mm:	Stitch Count:
1.63 X 6.18 in.	41.40 X 156.97 mm	2,814 St.

- 1. Single Color Design..... 2011

Note: Some designs in this collection may have been created using unique special stitches and/or techniques. To preserve design integrity when rescaling or rotating designs in your software, always rescale or rotate designs using the handles directly on-screen.




12381-13 Corner

Size Inches: Size mm: Stitch Count:
 3.72 X 4.38 in. 94.49 X 111.25 mm 3,135 St.

- 1. Single Color Design2011


12392-03 Doodle Applique Flowers 3

Size Inches: Size mm: Stitch Count:
 4.00 X 5.95 in. 101.60 X 151.13 mm 5,983 St.



- 1. Light Orange Linework..... 1030
- 2. Orange Linework1102
- 3. Light Blue Linework 4240
- 4. Blue Linework 4220
- 5. Orange Appliqué Placement Stitch 1030
- 6. Light Blue Tackdown 4240

Note: Some designs in this collection may have been created using unique special stitches and/or techniques. To preserve design integrity when rescaling or rotating designs in your software, always rescale or rotate designs using the handles directly on-screen.



12392-04 Doodle Applique Flower 1

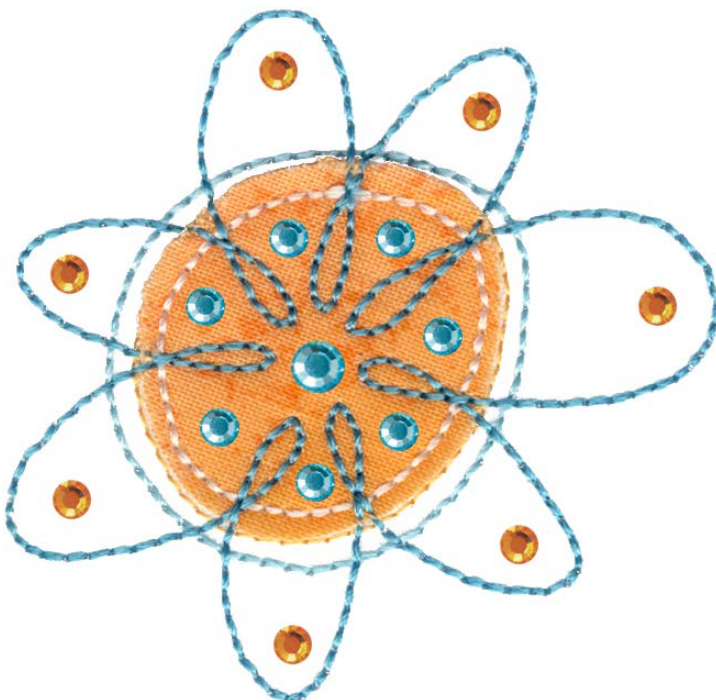
Size Inches: Size mm: Stitch Count:
3.77 X 3.97 in. **95.76 X 100.84 mm** **3,062 St.**

- 1. Light Orange Linework..... 1030
- 2. Orange Appliqué Placement Stitch 1030
- 3. Orange Linework & Tackdown 1102


12392-08 Doodle Abstract Applique Small

Size Inches: Size mm: Stitch Count:
2.13 X 2.08 in. **54.10 X 52.83 mm** **1,122 St.**

- 1. Orange Appliqué Placement Stitch 1030
- 2. White Linework Tackdown 0101
- 3. Light Blue Linework 4240
- 4. Blue Linework Tackdown 4220








Note: Some designs in this collection may have been created using unique special stitches and/or techniques. To preserve design integrity when rescaling or rotating designs in your software, always rescale or rotate designs using the handles directly on-screen.



12392-11 Doodle Applique Flower 5




Size Inches: Size mm: Stitch Count:
1.61 X 4.26 in. **40.89 X 108.20 mm** **1,845 St.**

	1. Light Blue Linework	4240
	2. Blue Linework	4220
	3. Light Orange Linework.....	1030
	4. Orange Applique Placement Stitch	1030
	5. White Tackdown.....	0101



12392-12 Doodle Applique Flower 6

Size Inches: Size mm: Stitch Count:
1.75 X 2.63 in. **44.45 X 66.80 mm** **853 St.**


	1. Light Orange Linework.....	1030
	2. Orange Applique Placement Stitch	1030
	3. Light Blue Tackdown.....	4240

Note: Some designs in this collection may have been created using unique special stitches and/or techniques. To preserve design integrity when rescaling or rotating designs in your software, always rescale or rotate designs using the handles directly on-screen.

12392-15 Doodle Linework Flower 1

Size Inches: Size mm: Stitch Count:
 2.67 X 3.23 in. 67.82 X 82.04 mm 1,798 St.

- 1. Light Blue Linework 4240
- 2. Blue Linework 4220



12392-17 Doodle Linework Flower 3

Size Inches: Size mm: Stitch Count:
 2.61 X 2.95 in. 66.29 X 74.93 mm 1,480 St.

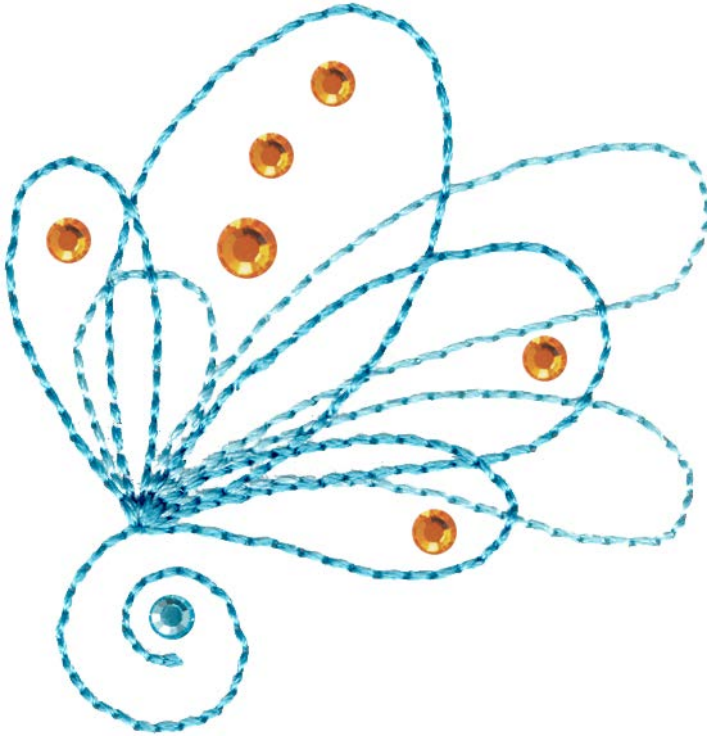
- 1. Light Orange Linework..... 1030
- 2. Orange Linework 1102



Note: Some designs in this collection may have been created using unique special stitches and/or techniques. To preserve design integrity when rescaling or rotating designs in your software, always rescale or rotate designs using the handles directly on-screen.

12392-18 Doodle Linework Accent

Size Inches: Size mm: Stitch Count:
1.80 X 1.87 in. **45.72 X 47.50 mm** **984 St.**



- 1. Light Blue Linework 4240
- 2. Blue Linework 4220

12392-20 Doodle Applique Ladybug

Size Inches: Size mm: Stitch Count:
2.05 X 2.26 in. **52.07 X 57.40 mm** **1,600 St.**



- 1. Light Orange Linework..... 1030
- 2. Body Placement Stitch..... 1030
- 3. Orange Linework & Tackdown 1102
- 4. Wings Placement Stitch..... 1102
- 5. White Linework & Tackdown..... 0101

Note: Some designs in this collection may have been created using unique special stitches and/or techniques. To preserve design integrity when rescaling or rotating designs in your software, always rescale or rotate designs using the handles directly on-screen.

12392-25 Doodle Linework Corner

Size Inches:	Size mm:	Stitch Count:
2.99 X 2.97 in.	75.95 X 75.44 mm	1,994 St.

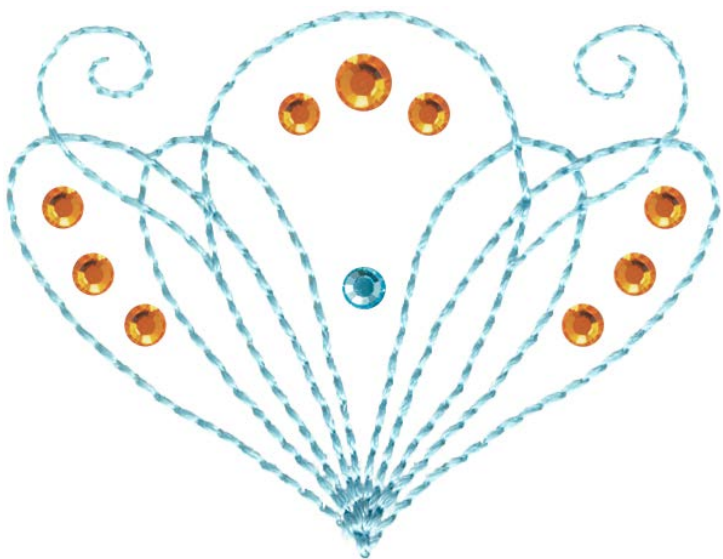
■ 1. Single Color Design 1030



12392-26 Doodle Linework Corner Small

Size Inches:	Size mm:	Stitch Count:
1.93 X 1.49 in.	49.02 X 37.85 mm	792 St.

■ 1. Single Color Design 4240



LOOPY ELEMENT INSTRUCTIONS



***For use with designs FQ934_48, FQ942_48, FQ946_48 & FQ947_48**

This fun dimensional method will delight all ages, can be used on a variety of projects and is easy to do! Simply use water soluble or “wash-away” bobbin thread for specific thread changes so that the top stitches can fluff out. The color change that requires wash-away bobbin is noted on the thread chart by a “WAB” (Wash-Away Bobbin) next to the thread color. All color changes not indicated by a WAB in the thread chart will need regular OESD bobbin thread in the bobbin. And then you’re done – easy breezy!

1. Stitch the first color change with wash-away thread in the bobbin. **PHOTO 01**
2. Stitch the second color change with wash-away thread in the bobbin. **PHOTO 02**
3. Change bobbin thread to OESD bobbin thread.
4. Stitch the third color with normal bobbin thread in the bobbin.
5. Stitch the fourth and final color with regular OESD bobbin thread. This is the tack down portion of the design.

PHOTO 03

6. When all stitching is completed, fully immerse the item in warm water to remove the wash-away bobbin thread.
7. Very gently fluff the top threads. **PHOTO 04**



Remember: 1) When you see the “WAB” on the thread chart, use a wash-away thread in your bobbin for that color and, 2) When it does NOT say “WAB” on the thread chart, use a regular bobbin thread for that color. It’s as simple as that!

NOTE: It is not recommended that these loopy designs be stitched on thick pile fabrics as this may make it more difficult to separate the loops or fringes.

Cut-in-Place Applique Instructions

1. Hoop your fabric and backing.
2. Sew the *Placement* stitch. **PHOTO 1**
3. Place a piece of applique fabric over the placement stitch so that it is completely covered.
4. Sew the *Cut Line & Tackdown*.
5. Carefully cut away the excess applique fabric. **PHOTO 2**
6. Sew the remainder of the design and repeat for any remaining pieces. **PHOTO 3**




Pre-Cut Applique Instructions

1. Print out the necessary pages from the PDF of the applique pattern(s).
2. Mark the right side of the pattern pieces so you'll know which direction to lay the pattern on the fabric.
3. Lightly spray the wrong side of the pattern pieces with temporary adhesive spray and allow it to set for a few minutes.
4. Place the pattern pieces on the right side of the fabric and carefully cut them out. **PHOTO 1**
5. Sew the placement stitch on your hooped fabric. **PHOTO 2**
6. With the paper still stuck to the right side of the applique fabric, spray the wrong side of the fabric with temporary spray adhesive.
7. Place the fabric inside the placement stitch, so that it completely covers the placement stitch and then remove the paper pattern. **PHOTO 3**
8. Sew the tackdown. **PHOTO 4**
9. Sew the remainder of the design and repeat for any remaining pieces. **PHOTO 5**

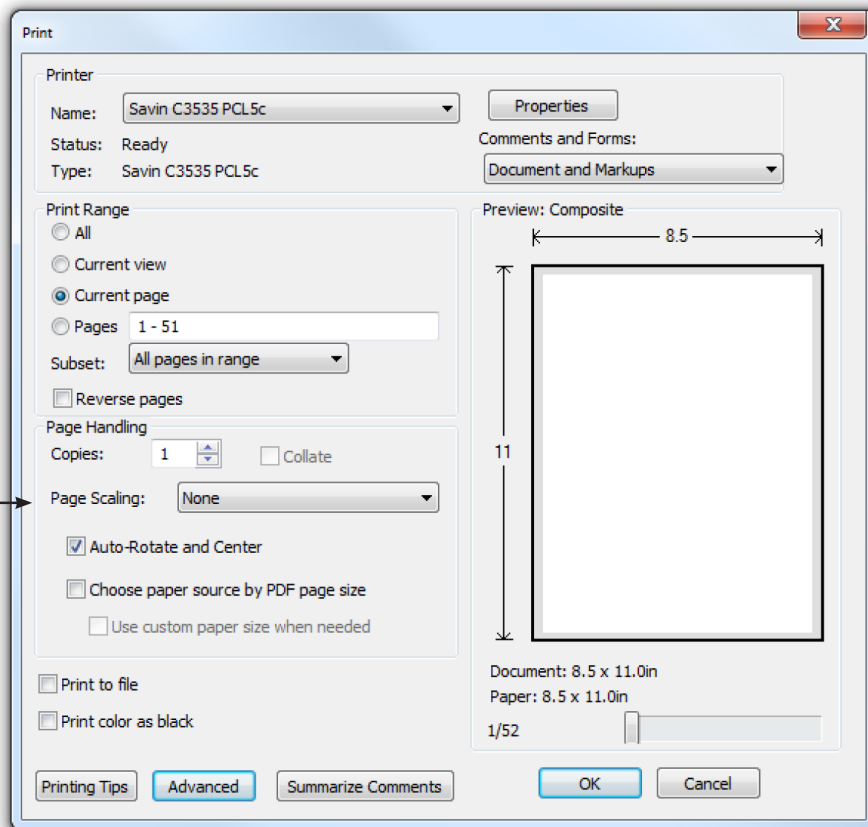
NOTE: The patterns are sized for the designs as they were made. If you resize the design, you will need to resize the pattern the same amount. You can print out the pattern at the normal size then copy it on a copy machine at the changed size. For example, resize the designs to 80%, resize the printed pattern to 80%.

TIP: When Printing the patterns, make sure that the “Fit to page” option is **UNCHECKED** in the Print Dialog Box. If this option is checked the printed patterns will not be actual size.



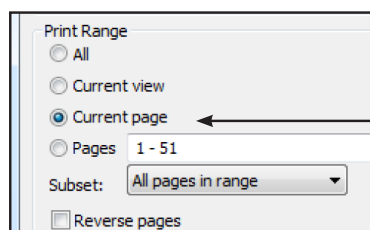
ATTENTION

When printing this document, any page scaling or page fitting options in your print dialog box must be turned OFF or set to NONE so that your files will print out at their actual size. Images not printed at actual size will not function as intended.


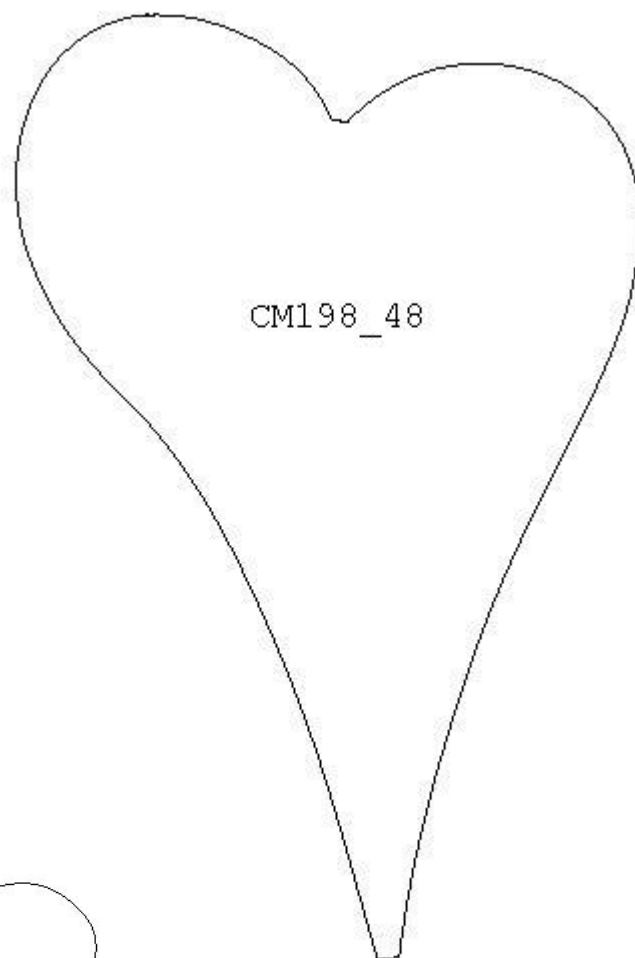


TO SAVE PAPER

Only print the desired image by navigating to the image's page, go to File > Print and select "Current page" in the print dialog box. Repeat for each desired image.



APPLIQUE PATTERNS



APPLIQUE PATTERNS

