




#51222

16 DESIGNS



STARGAZER COLLECTION

It is a violation of Copyright law to make and distribute copies of electronic designs or artwork.
Electronic designs are licensed to the original purchaser for use at one location. ©2020 OESD, LLC. All rights reserved.

MATERIALS



Isacord Thread Colors

0020 Black
0112 Leadville
0131 Smoke
0721 Antique
1260 ISA TEXLIGHT
1755 Hyacinth
2152 Heather Pink
2333 Wine
2520 Garden Rose
2723 Peony
2920 Purple
3040 Lavender
3114 Purple Twist
3331 Cadet Blue
3444 Concord
4250 Snomoon
4332 Rough Sea
7012 (S4) 14 kt. Gold

DESIGNS



Note: Some designs in this collection may have been created using unique special stitches and/or techniques. To preserve design integrity when rescaling or rotating designs in your software, always rescale or rotate designs using the handles directly on-screen.

*Fabric Required



51222-01 Moon Glow Applique

Size Inches: Size mm: Stitch Count:
8.25 X 8.30 in. 209.6 X 210.8 mm 41561 St.

- 1. Dark Blue Fabric Placement Stitch 0020
- 2. Cut Line and Tackdown 0020
- 3. Trees and Black Cover Stitch..... 0020
- 4. Glow Thread Outer Detail 1260
- 5. Yellow Cover Stitch and Detail 0721
- 6. Gold Metallic Highlight..... 7012
- 7. Medium Gray Shading 0131
- 8. Dark Gray Shading 0112
- 9. Glow Thread Moon Shading and Stars 1260

*Fabric Required



51222-02 Galaxy Buck Applique

Size Inches: Size mm: Stitch Count:
6.25 X 5.80 in. 158.8 X 147.3 mm 25566 St.


- 1. Dark Blue Fabric Placement Stitch 3444
- 2. Cut Line and Tackdown 3444
- 3. Antlers..... 3444
- 4. Glow Thread Outer Detail 1260
- 5. Dark Pink Shading 2333
- 6. Medium Pink Shading 2723
- 7. Light Pink Shading..... 2520
- 8. Dark Purple Shading..... 3114
- 9. Medium Purple Shading..... 2920
- 10. Light Purple Shading 3040
- 11. Glow Thread Stars and Moon..... 1260
- 12. Yellow Cover Stitch and Detail 0721
- 13. Gold Metallic Highlights..... 7012
- 14. Glow Thread Inner Stars..... 1260

DESIGNS



Note: Some designs in this collection may have been created using unique special stitches and/or techniques. To preserve design integrity when rescaling or rotating designs in your software, always rescale or rotate designs using the handles directly on-screen.

*Fabric Required



51222-03 Galaxy Lion Applique

Size Inches: Size mm: Stitch Count:

6.33 X 4.65 in. 160.8 X 118.1 mm 26777 St.

- 1. Dark Blue Fabric Placement Stitch3114
- 2. Cut Line and Tackdown3114
- 3. Dark Purple Shading.....3114
- 4. Dark Pink Shading2333
- 5. Medium Purple Shading..... 2920
- 6. Light Purple Shading.....3040
- 7. Medium Pink Shading 2723
- 8. Light Pink Shading.....2520
- 9. Pink Background Triangles..... 1755
- 10. Dark Pink Background Triangles 2152
- 11. Purple Background Triangles.....3331
- 12. Light Aqua Background Triangles..... 4250
- 13. Dark Aqua Background Triangles.....4332
- 14. Yellow Cover Stitch and Detail0721
- 15. Gold Metallic Highlights.....7012
- 16. Glow Thread Stars and Detail 1260

*Fabric Required



51222-04 Galaxy Unicorn Applique

Size Inches: Size mm: Stitch Count:

4.96 X 4.96 in. 126.0 X 126.0 mm 21254 St.

- 1. Dark Blue Fabric Placement Stitch3114
- 2. Cut Line and Tackdown3114
- 3. Dark Purple Shading.....3114
- 4. Dark Pink Shading2333
- 5. Medium Pink Shading 2723
- 6. Light Pink Shading.....2520
- 7. Medium Purple Shading..... 2920
- 8. Light Purple Shading.....3040
- 9. Glow Thread Outer Detail..... 1260
- 10. Glow Thread Moon and Stars..... 1260
- 11. Yellow Cover Stitch and Detail0721
- 12. Gold Metallic Highlights.....7012
- 13. Glow Thread Inner Stars..... 1260

DESIGNS



Note: Some designs in this collection may have been created using unique special stitches and/or techniques. To preserve design integrity when rescaling or rotating designs in your software, always rescale or rotate designs using the handles directly on-screen.

*Fabric Required



51222-05 Galaxy Owl Applique

Size Inches: Size mm: Stitch Count:
6.64 X 4.71 in. 168.7 X 119.6 mm 24171 St.

- 1. Dark Blue Fabric Placement Stitch3114
- 2. Cut Line and Tackdown3114
- 3. Dark Purple Shading.....3114
- 4. Dark Pink Shading2333
- 5. Medium Pink Shading 2723
- 6. Light Pink Shading.....2520
- 7. Medium Purple Shading..... 2920
- 8. Light Purple Shading.....3040
- 9. Glow Thread Outer Detail 1260
- 10. Glow Thread Large Star 1260
- 11. Yellow Cover Stitch and Detail0721
- 12. Gold Metallic Highlights.....7012
- 13. Glow Thread Inner Stars..... 1260

DESIGNS



Note: Some designs in this collection may have been created using unique special stitches and/or techniques. To preserve design integrity when rescaling or rotating designs in your software, always rescale or rotate designs using the handles directly on-screen.

*Fabric Required



51222-06 Galaxy Elephant Applique

Size Inches: Size mm: Stitch Count:

6.21 X 4.82 in. 157.7 X 122.4 mm 23901 St.

■	1. Dark Blue Fabric Placement Stitch	3444
■	2. Cut Line and Tackdown	3444
■	3. Tusk	3444
■	4. Dark Purple Shading.....	3114
■	5. Medium Purple Shading.....	2920
■	6. Light Purple Shading.....	3040
■	7. Dark Pink Shading	2333
■	8. Medium Pink Shading	2723
■	9. Light Pink Shading.....	2520
■	10. Pink Background Triangles	1755
■	11. Dark Pink Background Triangles	2152
■	12. Purple Background Triangles	3331
■	13. Light Aqua Background Triangles.....	4250
■	14. Dark Aqua Background Triangles.....	4332
■	15. Yellow Cover Stitch and Detail	0721
■	16. Gold Metallic Highlights.....	7012
■	17. Glow Thread Stars and Detail	1260

DESIGNS



Note: Some designs in this collection may have been created using unique special stitches and/or techniques. To preserve design integrity when rescaling or rotating designs in your software, always rescale or rotate designs using the handles directly on-screen.

*Fabric Required



51222-07 Sleepy Moon Applique

Size Inches: Size mm: Stitch Count:
4.96 X 4.84 in. 126.0 X 123.1 mm 22840 St.

- 1. Dark Blue Fabric Placement Stitch3114
- 2. Cut Line and Tackdown3114
- 3. White Fabric Placement Stitch3114
- 4. Cut Line and Tackdown3114
- 5. Dark Purple Shading.....3114
- 6. Medium Purple Shading..... 2920
- 7. Dark Pink Shading2333
- 8. Medium Pink Shading 2723
- 9. Pale Pink Shading2520
- 10. Light Purple Shading3040
- 11. Glow Thread Stars and Moon Shading.... 1260
- 12. Yellow Cover Stitch and Detail0721
- 13. Gold Metallic Highlights.....7012
- 14. Light Pink Detail..... 2152

DESIGNS



Note: Some designs in this collection may have been created using unique special stitches and/or techniques. To preserve design integrity when rescaling or rotating designs in your software, always rescale or rotate designs using the handles directly on-screen.

*Fabric Required



51222-08 Dream Big Applique

Size Inches: Size mm: Stitch Count:
6.84 X 4.46 in. 173.7 X 113.3 mm 21476 St.

- 1. Dark Blue Fabric Placement Stitch3114
- 2. Cut Line and Tackdown3114
- 3. Dark Purple Shading.....3114
- 4. Dark Pink Shading2333
- 5. Medium Purple Shading..... 2920
- 6. Medium Pink Shading 2723
- 7. Light Pink Shading.....2520
- 8. Light Purple Shading.....3040
- 9. Pink Background Triangles..... 1755
- 10. Dark Pink Background Triangles 2152
- 11. Purple Background Triangles3331
- 12. Light Aqua Background Triangles..... 4250
- 13. Dark Aqua Background Triangles.....4332
- 14. Yellow Cover Stitch0721
- 15. Gold Metallic Highlights.....7012
- 16. Yellow Lettering0721
- 17. Glow Thread Lettering Outline..... 1260
- 18. Glow Thread Stars 1260

DESIGNS



Note: Some designs in this collection may have been created using unique special stitches and/or techniques. To preserve design integrity when rescaling or rotating designs in your software, always rescale or rotate designs using the handles directly on-screen.

51222-09 Without Darkness



Size Inches: Size mm: Stitch Count:
6.58 X 4.88 in. 167.1 X 124.0 mm 16915 St.

- 1. Pale Pink Lettering..... 1755
- 2. Light Pink Lettering..... 2152
- 3. Medium Pink Lettering.....2520
- 4. Dark Pink Lettering..... 2723
- 5. Glow Thread Stars 1260
- 6. Yellow Star Outlines.....0721

51222-10 Kiss Me



Size Inches: Size mm: Stitch Count:
5.38 X 4.38 in. 136.7 X 111.3 mm 10816 St.

- 1. Purple Lettering..... 2920
- 2. Yellow Stars.....0721
- 3. Glow Thread Detail..... 1260

DESIGNS



Note: Some designs in this collection may have been created using unique special stitches and/or techniques. To preserve design integrity when rescaling or rotating designs in your software, always rescale or rotate designs using the handles directly on-screen.

51222-11 Choose to Shine



Size Inches: Size mm: Stitch Count:
6.53 X 4.15 in. 165.9 X 105.4 mm 23807 St.

- 1. Glow Thread Shading..... 1260
- 2. Medium Pink Shading2520
- 3. Light Pink Shading..... 1755
- 4. Light Blue Shading..... 4250
- 5. Medium Blue Shading.....3331
- 6. Medium Purple Shading..... 2920
- 7. Dark Purple Shading.....3114
- 8. Dark Pink Shading 2723
- 9. Yellow Linework.....0721
- 10. Gold Metallic Linework.....7012
- 11. Glow Thread Lettering 1260

*Fabric Required



51222-12 Galaxy Crystals Applique

Size Inches: Size mm: Stitch Count:
4.31 X 3.28 in. 109.5 X 83.3 mm 16398 St.

- 1. Dark Blue Fabric Placement Stitch3114
- 2. Cut Line and Tackdown3114
- 3. Dark Purple Shading.....3114
- 4. Dark Pink Shading2333
- 5. Medium Purple Shading..... 2920
- 6. Medium Pink Shading 2723
- 7. Light Pink Shading.....2520
- 8. Light Purple Shading.....3040
- 9. Yellow Cover Stitch and Detail.....0721
- 10. Gold Metallic Highlights.....7012
- 11. Glow Stars and Detail 1260

DESIGNS



Note: Some designs in this collection may have been created using unique special stitches and/or techniques. To preserve design integrity when rescaling or rotating designs in your software, always rescale or rotate designs using the handles directly on-screen.

51222-13 Ombre Crystals




Size Inches: Size mm: Stitch Count:

5.89 X 4.46 in. 149.6 X 113.3 mm 22669 St.

- 1. Glow Thread Crystals Base Shading..... 1260
- 2. Light Pink Shading..... 1755
- 3. Medium Pink Shading 2152
- 4. Light Purple Shading.....3040
- 5. Medium Purple Shading..... 2920
- 6. Dark Purple Shading.....3114
- 7. Glow Thread Shading..... 1260
- 8. Yellow Linework0721
- 9. Gold Metallic Outline7012

51222-14 Triangle Burst



Size Inches: Size mm: Stitch Count:

3.49 X 3.52 in. 88.6 X 89.4 mm 5727 St.


- 1. Glow Thread Detail..... 1260
- 2. Yellow Detail.....0721
- 3. Gold Metallic Highlights.....7012

DESIGNS



Note: Some designs in this collection may have been created using unique special stitches and/or techniques. To preserve design integrity when rescaling or rotating designs in your software, always rescale or rotate designs using the handles directly on-screen.

51222-15 Geo Heart



Size Inches: Size mm: Stitch Count:
3.89 X 4.11 in. 98.8 X 104.4 mm 8175 St.

- 1. Yellow Detail.....0721
- 2. Gold Metallic Highlights.....7012
- 3. Glow Thread Detail..... 1260

51222-16 Star Burst



Size Inches: Size mm: Stitch Count:
3.24 X 3.24 in. 82.3 X 82.3 mm 4528 St.

- 1. Glow Thread Detail..... 1260
- 2. Yellow Detail.....0721
- 3. Gold Metallic Highlights.....7012

MATERIALS



Stabilizer

- Applique Fuse and Fix

Fabric/Notions


- Fabric for applique

INSTRUCTIONS




Step 1

- Prep applique pieces by ironing a single layer of Applique Fuse and Fix to the wrong side of each piece.




Step 2

- Hoop desired stabilizer and fabric and stitch color #1, Dark Blue Fabric Placement Stitch.



Step 3

- Peel the paper away exposing the sticky backing and place the blue fabric directly over the placement stitch covering it entirely and stitch color #2, Cut Line and Tackdown.



INSTRUCTIONS



Step 4

- Remove the hoop from the machine but DO NOT remove the design from the hoop. Trim the blue applique piece along the cut line.



Step 5

- Return the hoop to the machine and stitch color #3, White Fabric Placement Stitch.



Step 6

- Peel the paper away exposing the sticky backing and place the white fabric directly over the placement stitch covering it entirely and stitch color #4, Cut Line and Tackdown.



INSTRUCTIONS



Step 7

- Remove the hoop from the machine but DO NOT remove the design from the hoop. Trim the white applique piece along the cut line.




Step 8

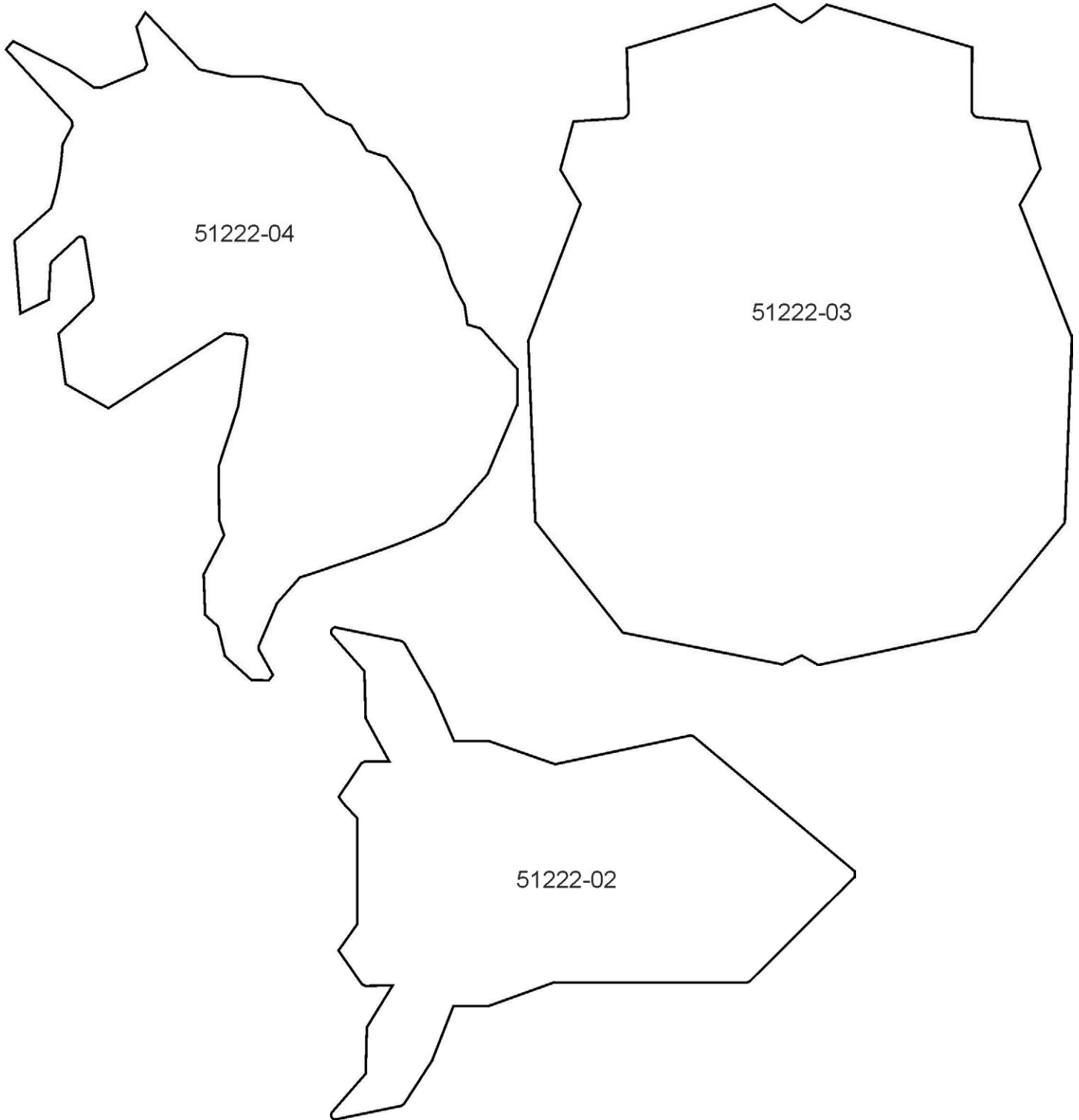
- Return the hoop to the machine and continue to sew the remaining colors to complete the design.



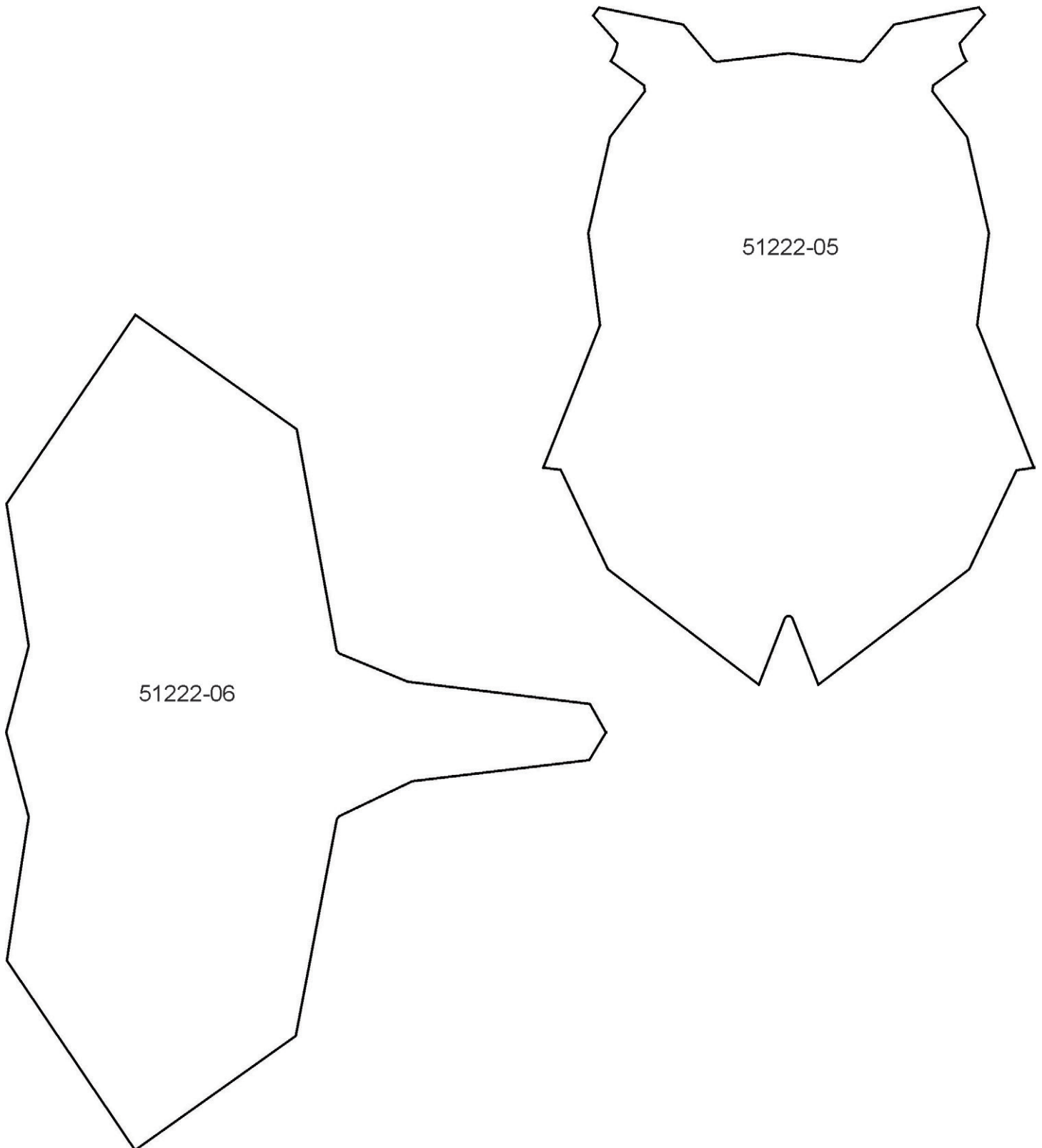
PATTERNS



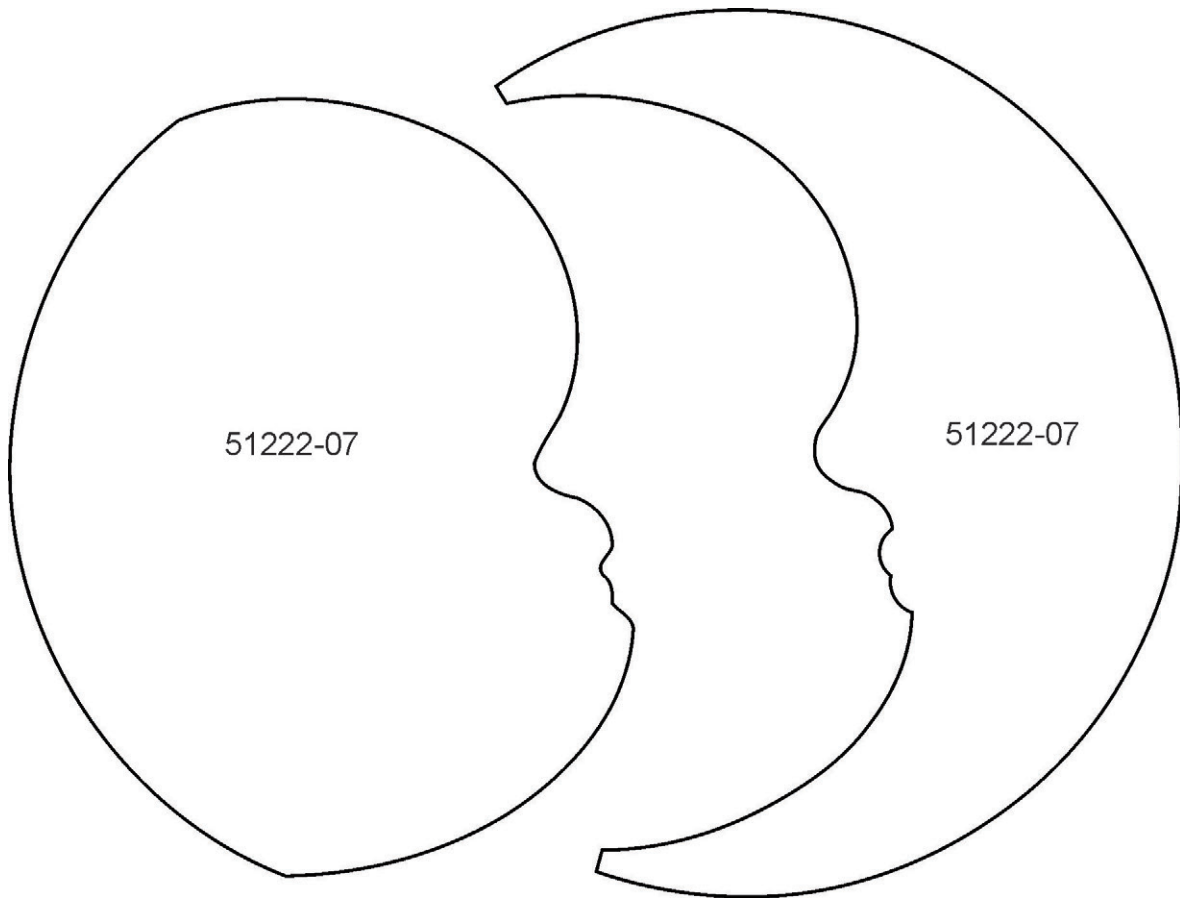
PATTERNS



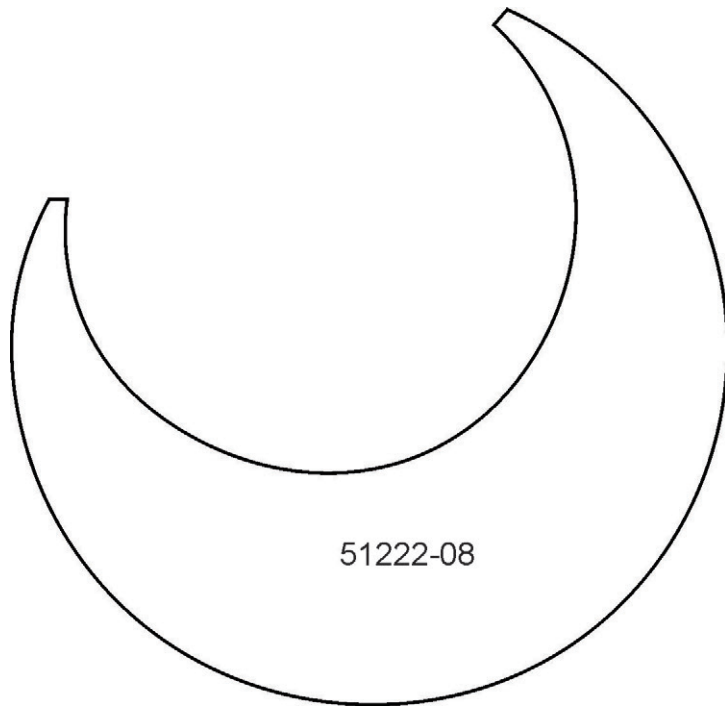
PATTERNS



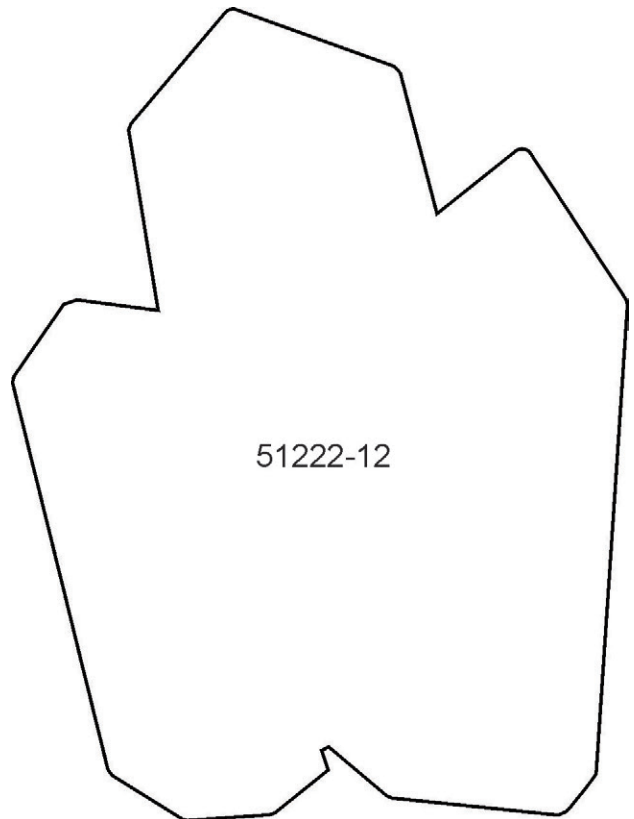
PATTERNS



PATTERNS

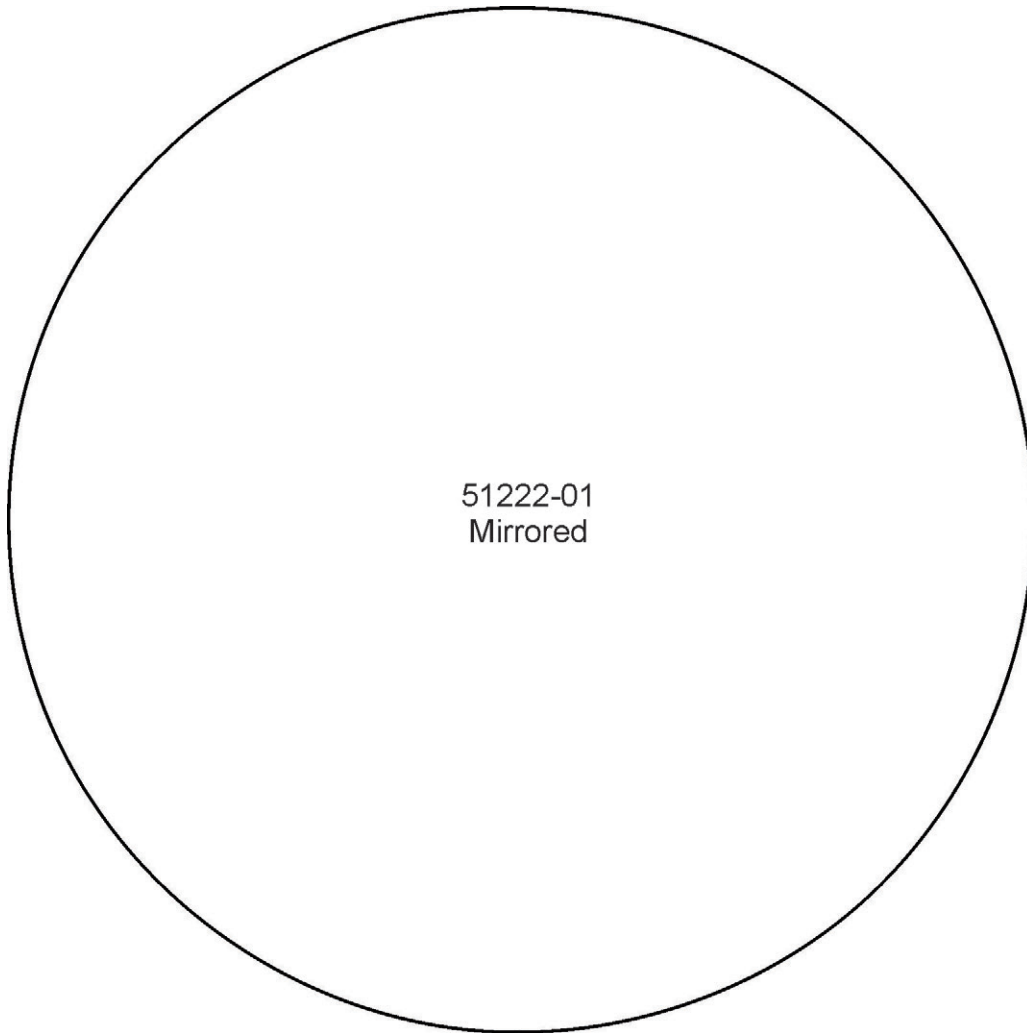


51222-08

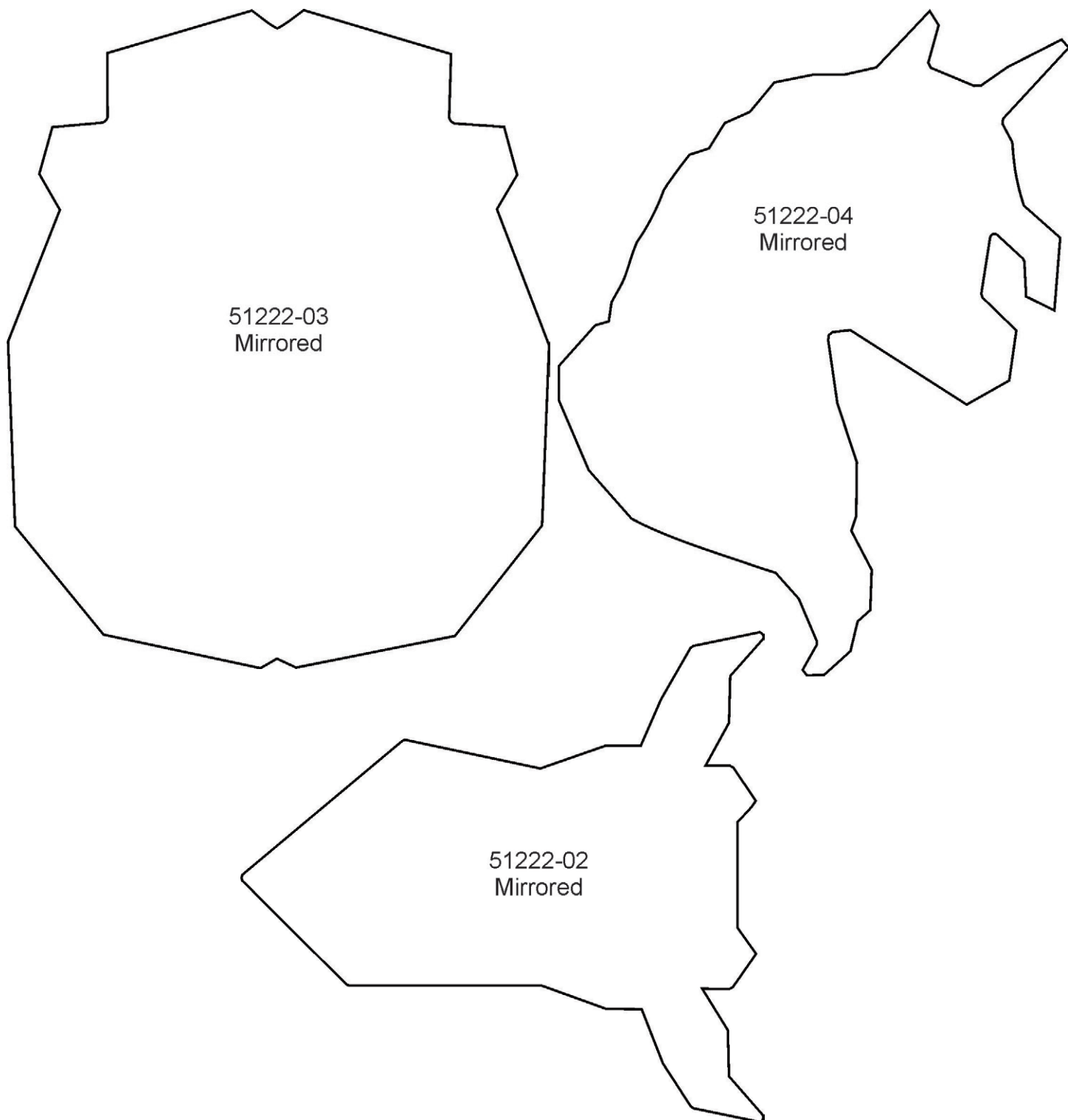


51222-12

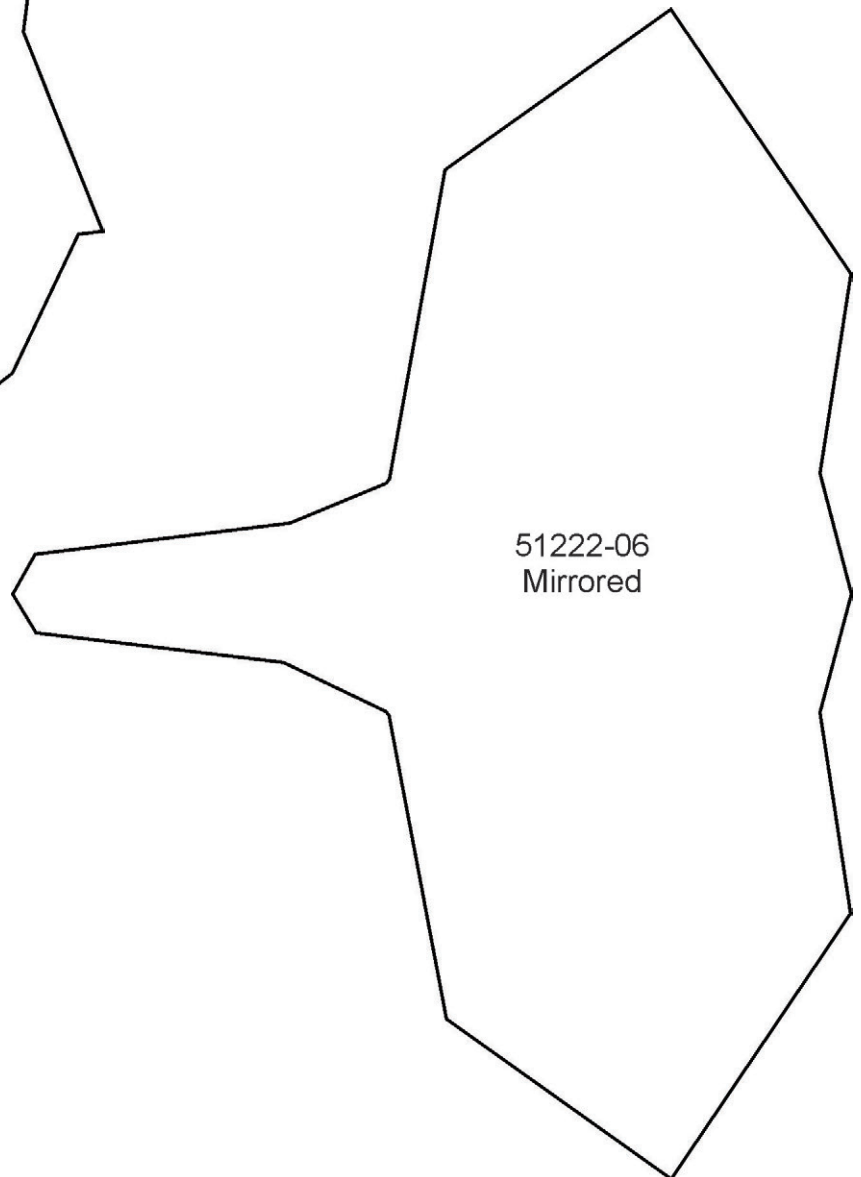
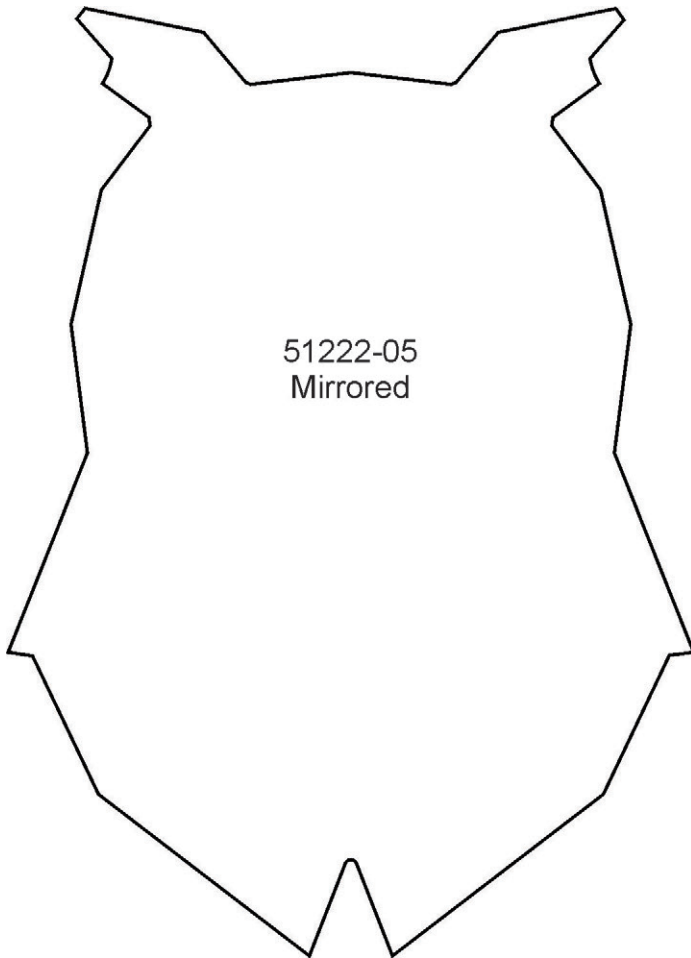
MIRRORED PATTERNS



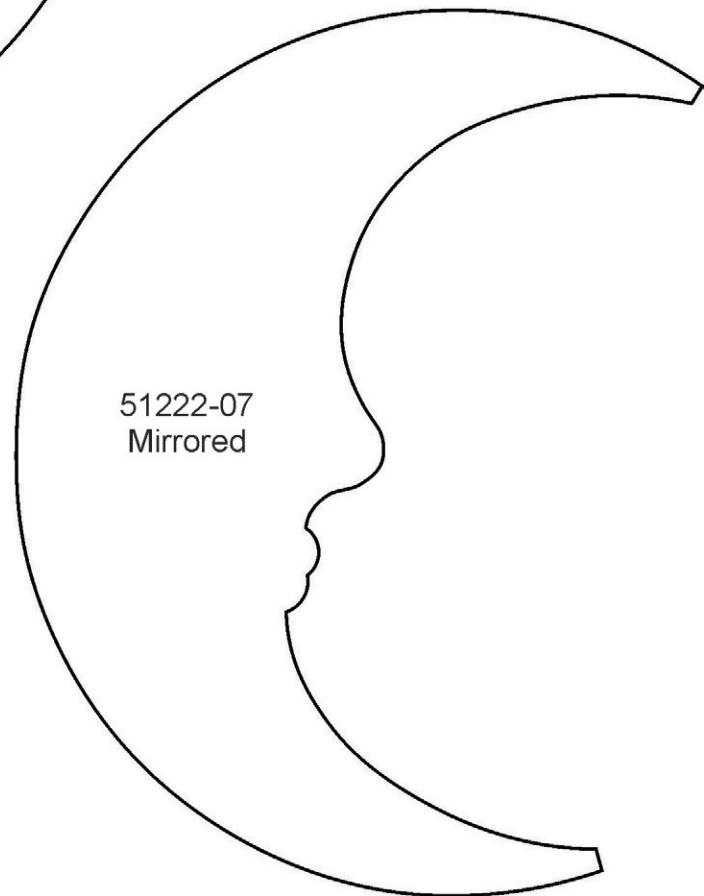
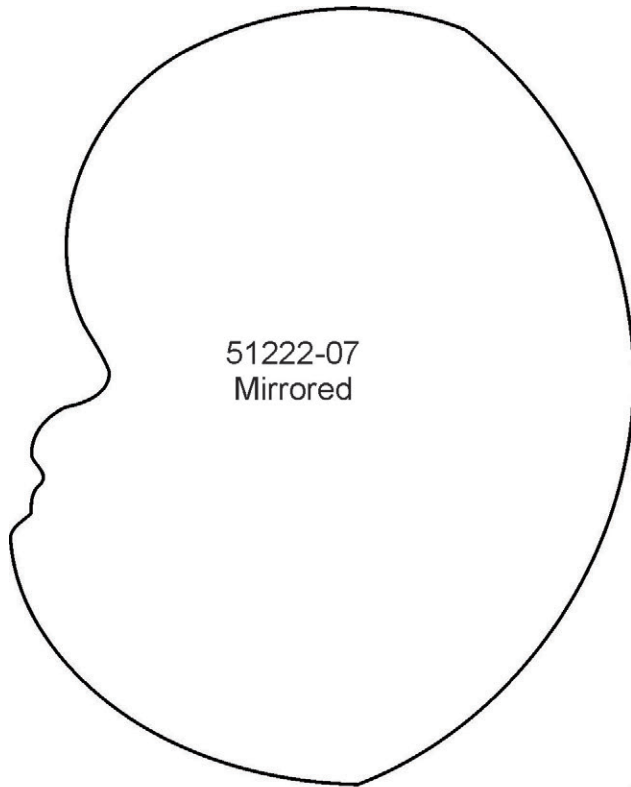
PATTERNS



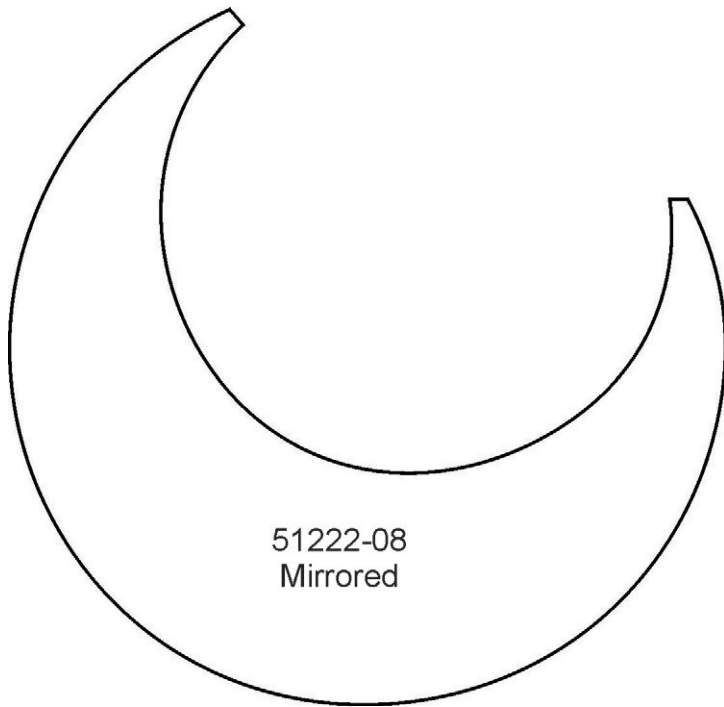
MIRRORED PATTERNS



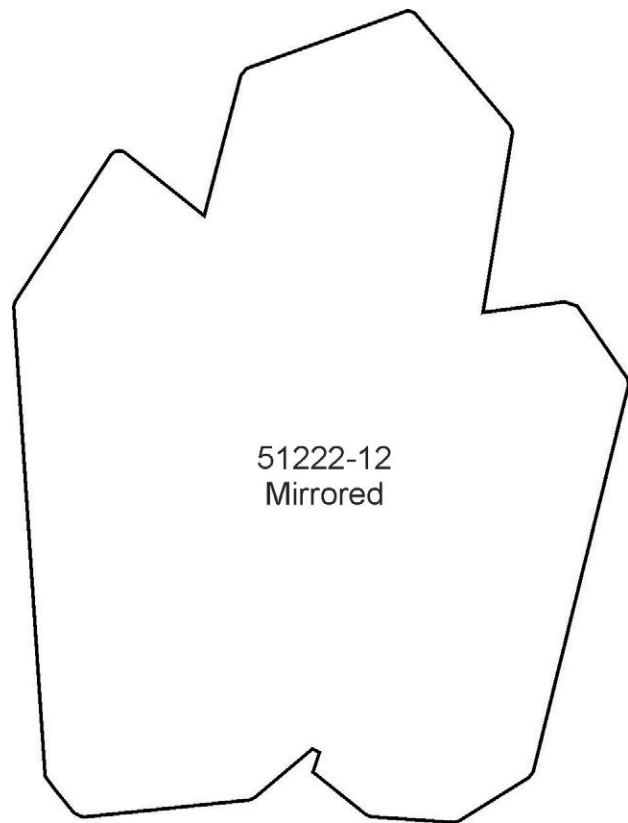
PATTERNS



PATTERNS



51222-08
Mirrored



51222-12
Mirrored