



#51233  
24 DESIGNS



# PLAYTIME PUZZLES

COLLECTION

It is a violation of Copyright law to make and distribute copies of electronic designs or artwork.  
Electronic designs are licensed to the original purchaser for use at one location. ©2020 OESD, LLC. All rights reserved.

# MATERIALS



## Isacord Thread Colors

0015 White	1344 Coffee Bean	3572 Summer Grey
0230 Easter Dress	1521 Flamingo	3630 Sweet Boy
0311 Canary	1703 Poppy	3713 Cornflower Blue
0506 Yellow Bird	1753 Strawberries N' Cream	3810 Laguna
0600 Citrus	1840 Corsage	3963 Hint of Blue
0630 Buttercup	1900 Geranium	4174 Charcoal
0700 Bright Yellow	1902 Poinsettia	4220 Island Green
0703 Orange Peel	1904 Cardinal	4421 Light Mallard
0741 Wheat	1906 Tulip	4643 Amazon
0761 Oat	2011 Fire Engine	5513 Ming
0781 Candlewick	2113 Cranberry	5531 Pear
0800 Golden Rod	2152 Heather Pink	5610 Bright Mint
0861 Tantone	2155 Pink Tulip	5650 Spring Frost
0933 Redwood	2160 Iced Pink	5722 Green Grass
0970 Linen	2300 Bright Ruby	5730 Apple Green
1030 Passion Fruit	2532 Pretty in Pink	5740 Mint
1115 Copper	2702 Grape Jelly	5912 Erin Green
1233 Pony	2900 Deep Purple	6031 Limelight



# DESIGNS



Note: Some designs in this collection may have been created using unique special stitches and/or techniques. To preserve design integrity when rescaling or rotating designs in your software, always rescale or rotate designs using the handles directly on-screen.

\*Felt Used



## 51233-01 Jungle Puzzle Piece 1

Size Inches: **5.19 X 4.00 in.**      Size mm: **131.8 X 101.6 mm**      Stitch Count: **13594 St.**

- 1. Felt Fabric Placement Stitch.....3963
- 2. Cut Line & Tackdown .....3963
- 3. Sun.....0700
- 4. Lion.....0741
- 5. Tail End.....0933
- 6. Sun & Lion Mane.....1703
- 7. Lion Stripes .....1521
- 8. Squiggle .....0015
- 9. Mane Linework .....4174
- 10. Fiber Form Placement Stitch .....3963
- 11. Cut Line & Tackdown .....3963
- 12. Cover Stitch.....3963

\*Felt Used



## 51233-02 Jungle Puzzle Piece 2

Size Inches: **6.37 X 3.99 in.**      Size mm: **161.8 X 101.3 mm**      Stitch Count: **16081 St.**

- 1. Felt Fabric Placement Stitch.....3963
- 2. Cut Line & Tackdown .....3963
- 3. Face.....0741
- 4. Mane .....1703
- 5. Leaves.....5912
- 6. Face Stripe & Leaf Detail.....0506
- 7. Ears.....1521
- 8. Face & Mane Detail.....4174
- 9. Cheeks .....2532
- 10. Fiber Form Placement Stitch .....3963
- 11. Cut Line & Tackdown .....3963
- 12. Cover Stitch.....3963

# DESIGNS



Note: Some designs in this collection may have been created using unique special stitches and/or techniques. To preserve design integrity when rescaling or rotating designs in your software, always rescale or rotate designs using the handles directly on-screen.

\*Felt Used



## 51233-03 Jungle Puzzle Piece 3

Size Inches: **5.19 X 4.00 in.**      Size mm: **131.8 X 101.6 mm**      Stitch Count: **13904 St.**

- 1. Felt Fabric Placement Stitch.....3963
- 2. Cut Line & Tackdown .....3963
- 3. Tree..... 0933
- 4. Leaves.....5912
- 5. Leaf Detail.....0230
- 6. Light Red Coconut ..... 1521
- 7. Dark Red Coconut.....1703
- 8. Yellow Coconut .....0700
- 9. Tree Swirl..... 4174
- 10. Fiber Form Placement Stitch ..... 3963
- 11. Cut Line & Tackdown .....3963
- 12. Cover Stitch.....3963

\*Felt Used



## 51233-04 Jungle Puzzle Piece 4

Size Inches: **5.19 X 4.00 in.**      Size mm: **131.8 X 101.6 mm**      Stitch Count: **11842 St.**

- 1. Felt Fabric Placement Stitch.....3963
- 2. Cut Line & Tackdown .....3963
- 3. Leaves.....5912
- 4. Giraffe.....0506
- 5. Head/ Ear & Leaf.....0230
- 6. Coconut.....0700
- 7. Giraffe Nose & Ears ..... 1703
- 8. Cheek ..... 2532
- 9. Giraffe Spot & Fur ..... 1521
- 10. Face & Spot Swirl..... 4174
- 11. Fiber Form Placement Stitch ..... 3963
- 12. Cut Line & Tackdown .....3963
- 13. Cover Stitch.....3963

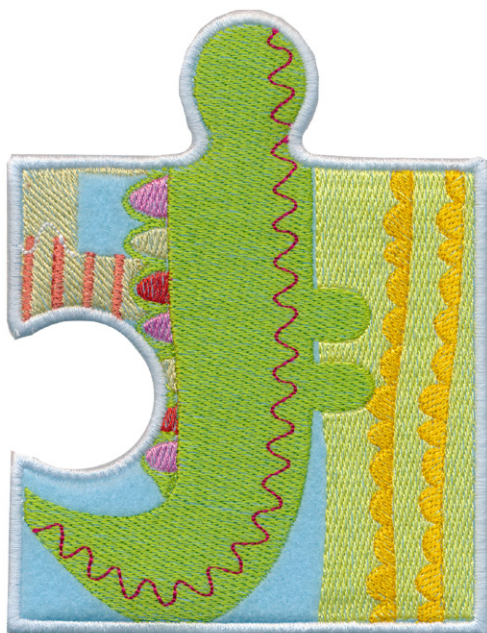


# DESIGNS



Note: Some designs in this collection may have been created using unique special stitches and/or techniques. To preserve design integrity when rescaling or rotating designs in your software, always rescale or rotate designs using the handles directly on-screen.

\*Felt Used



## 51233-05 Jungle Puzzle Piece 5

Size Inches:                      Size mm:                      Stitch Count:  
**5.19 X 4.00 in.**      **131.8 X 101.6 mm**      **17960 St.**

- 1. Felt Fabric Placement Stitch.....3963
- 2. Cut Line & Tackdown .....3963
- 3. Lion & Croc Scale.....0741
- 4. Lion Stripes .....1521
- 5. Sand .....0230
- 6. Sand Detail .....0800
- 7. Pink Croc Scales .....2532
- 8. Red Croc Scales .....1703
- 9. Croc .....5912
- 10. Lion Squiggle .....0015
- 11. Croc Squiggle .....2300
- 12. Fiber Form Placement Stitch .....3963
- 13. Cut Line & Tackdown .....3963
- 14. Cover Stitch .....3963

\*Felt Used



## 51233-06 Jungle Puzzle Piece 6

Size Inches:                      Size mm:                      Stitch Count:  
**5.19 X 4.00 in.**      **131.8 X 101.6 mm**      **16311 St.**

- 1. Felt Fabric Placement Stitch.....3963
- 2. Cut Line & Tackdown .....3963
- 3. Lion & Croc Scale.....0741
- 4. Lion Mane & Croc Scale .....1703
- 5. Mane Detail.....4174
- 6. Sand .....0230
- 7. Sand Detail .....0800
- 8. Croc .....5912
- 9. Croc Squiggle & Mouth.....2300
- 10. Cheek .....2532
- 11. Eyes .....4174
- 12. Fiber Form Placement Stitch .....3963
- 13. Cut Line & Tackdown .....3963
- 14. Cover Stitch .....3963

# DESIGNS



Note: Some designs in this collection may have been created using unique special stitches and/or techniques. To preserve design integrity when rescaling or rotating designs in your software, always rescale or rotate designs using the handles directly on-screen.

\*Felt Used

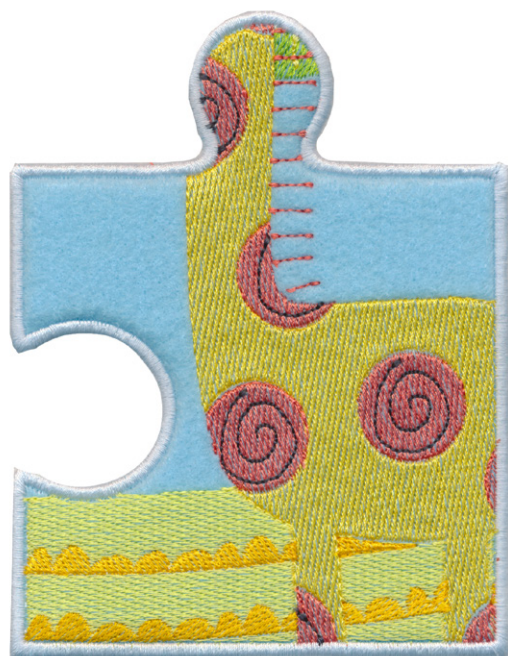


## 51233-07 Jungle Puzzle Piece 7

Size Inches: **6.37 X 3.99 in.**      Size mm: **161.8 X 101.3 mm**      Stitch Count: **14013 St.**

- 1. Felt Fabric Placement Stitch.....3963
- 2. Cut Line & Tackdown .....3963
- 3. Tree..... 0933
- 4. Tree Swirls..... 4174
- 5. Croc .....5912
- 6. Croc Nose..... 4174
- 7. Croc Mouth.....2300
- 8. Sand .....0630
- 9. Sand Detail .....0800
- 10. Fiber Form Placement Stitch .....3963
- 11. Cut Line & Tackdown .....3963
- 12. Cover Stitch.....3963

\*Felt Used



## 51233-08 Jungle Puzzle Piece 8

Size Inches: **5.19 X 4.00 in.**      Size mm: **131.8 X 101.6 mm**      Stitch Count: **15458 St.**

- 1. Felt Fabric Placement Stitch.....3963
- 2. Cut Line & Tackdown .....3963
- 3. Leaf.....5912
- 4. Giraffe.....0506
- 5. Sand & Leaf Detail.....0230
- 6. Giraffe Spots & Fur .....1521
- 7. Sand Detail .....0800
- 8. Spot Swirls..... 4174
- 9. Fiber Form Placement Stitch .....3963
- 10. Cut Line & Tackdown .....3963
- 11. Cover Stitch.....3963



# DESIGNS



Note: Some designs in this collection may have been created using unique special stitches and/or techniques. To preserve design integrity when rescaling or rotating designs in your software, always rescale or rotate designs using the handles directly on-screen.

\*Felt Used



## 51233-09 Dinosaurs Puzzle Piece 1

Size Inches: **5.19 X 4.00 in.**      Size mm: **131.8 X 101.6 mm**      Stitch Count: **13956 St.**

- 1. Felt Fabric Placement Stitch.....3963
- 2. Cut Line & Tackdown.....3963
- 3. Stegosaur.....2900
- 4. Tree.....1233
- 5. Leaves.....5722
- 6. Cloud.....0015
- 7. Pteranodon Body & Stegosaur Plate.....0600
- 8. Pteranodon Limbs & Stegosaur Plate.....0703
- 9. Stegosaur Plate.....4643
- 10. Wing & Stegosaur Plates.....1900
- 11. Wing Detail.....1906
- 12. Grey Detail.....4174
- 13. Fiber Form Placement Stitch.....3963
- 14. Cut Line & Tackdown.....3963
- 15. Cover Stitch.....3963

\*Felt Used



## 51233-10 Dinosaurs Puzzle Piece 2

Size Inches: **6.37 X 3.99 in.**      Size mm: **161.8 X 101.3 mm**      Stitch Count: **12829 St.**


- 1. Felt Fabric Placement Stitch.....3963
- 2. Cut Line & Tackdown.....3963
- 3. Pteranodon Belly.....0600
- 4. Pteranodon.....0703
- 5. Wings.....1900
- 6. Wing Detail.....1906
- 7. Head Crest.....2900
- 8. Clouds & Eyes.....0015
- 9. Grey Detail.....4174
- 10. Fiber Form Placement Stitch.....3963
- 11. Cut Line & Tackdown.....3963
- 12. Cover Stitch.....3963

# DESIGNS



Note: Some designs in this collection may have been created using unique special stitches and/or techniques. To preserve design integrity when rescaling or rotating designs in your software, always rescale or rotate designs using the handles directly on-screen.

**\*Felt Used**



## 51233-11 Dinosaurs Puzzle Piece 3

Size Inches: **5.19 X 4.00 in.**      Size mm: **131.8 X 101.6 mm**      Stitch Count: **10167 St.**

- 1. Felt Fabric Placement Stitch.....3963
- 2. Cut Line & Tackdown .....3963
- 3. Grass.....5531
- 4. Cactus.....4643
- 5. Brontosaurus..... 4220
- 6. Clouds & Eyes.....0015
- 7. Grey Detail..... 4174
- 8. Fiber Form Placement Stitch.....3963
- 9. Cut Line & Tackdown.....3963
- 10. Cover Stitch.....3963

**\*Felt Used**



## 51233-12 Dinosaurs Puzzle Piece 4

Size Inches: **5.19 X 4.00 in.**      Size mm: **131.8 X 101.6 mm**      Stitch Count: **12114 St.**

- 1. Felt Fabric Placement Stitch.....3963
- 2. Cut Line & Tackdown .....3963
- 3. Brontosaurus..... 4220
- 4. Grass.....5740
- 5. Tree.....1233
- 6. Leaves..... 5722
- 7. Leaf Detail..... 4174
- 8. Cloud.....0015
- 9. Fiber Form Placement Stitch.....3963
- 10. Cut Line & Tackdown.....3963
- 11. Cover Stitch.....3963



# DESIGNS









Note: Some designs in this collection may have been created using unique special stitches and/or techniques. To preserve design integrity when rescaling or rotating designs in your software, always rescale or rotate designs using the handles directly on-screen.

**\*Felt Used**



## 51233-13 Dinosaurs Puzzle Piece 5

Size Inches:                      Size mm:                      Stitch Count:  
**5.19 X 4.00 in.      131.8 X 101.6 mm      18425 St.**

	1. Felt Fabric Placement Stitch.....	3963
	2. Cut Line & Tackdown .....	3963
	3. Stegosaur Rear Leg .....	2702
	4. Stegosaur .....	2900
	5. River .....	3630
	6. River Bank.....	5650
	7. Grass.....	5730
	8. Green Grass.....	5722
	9. Tree.....	1233
	10. Tree Detail .....	1344
	11. Stegosaur Spot.....	4643
	12. Stegosaur Spot & Plate .....	1900
	13. Light Pink Spots.....	2160
	14. Yellow Plates.....	0600
	15. Grey Detail .....	4174
	16. Fiber Form Placement Stitch .....	3963
	17. Cut Line & Tackdown .....	3963
	18. Cover Stitch.....	3963

# DESIGNS





















Note: Some designs in this collection may have been created using unique special stitches and/or techniques. To preserve design integrity when rescaling or rotating designs in your software, always rescale or rotate designs using the handles directly on-screen.

**\*Felt Used**



## 51233-14 Dinosaurs Puzzle Piece 6

Size Inches: **5.19 X 4.00 in.**      Size mm: **131.8 X 101.6 mm**      Stitch Count: **15698 St.**

	1. Felt Fabric Placement Stitch.....	3963
	2. Cut Line & Tackdown .....	3963
	3. River .....	3630
	4. River Detail.....	3810
	5. Rear Leg.....	2702
	6. River Bank.....	5650
	7. Stegosaur .....	2900
	8. Eyes .....	0015
	9. Rear Grass .....	5531
	10. Grass.....	5730
	11. Orange Plate.....	0703
	12. Teal Plate.....	4643
	13. Pteranodon Wing.....	1906
	14. Pteranodon Wing Detail .....	1900
	15. Grey Detail .....	4174
	16. Fiber Form Placement Stitch .....	3963
	17. Cut Line & Tackdown .....	3963
	18. Cover Stitch.....	3963



# DESIGNS




Note: Some designs in this collection may have been created using unique special stitches and/or techniques. To preserve design integrity when rescaling or rotating designs in your software, always rescale or rotate designs using the handles directly on-screen.

\*Felt Used



## 51233-15 Dinosaurs Puzzle Piece 7

Size Inches: **6.37 X 3.99 in.**      Size mm: **161.8 X 101.3 mm**      Stitch Count: **20556 St.**

	1. Felt Fabric Placement Stitch.....	3963
	2. Cut Line & Tackdown .....	3963
	3. River .....	3630
	4. River Detail.....	3810
	5. River Bank.....	5650
	6. Brontosaurus Rear Leg .....	4421
	7. Brontosaurus .....	4220
	8. Front Grass.....	5740
	9. Plant .....	5722
	10. Cactus .....	4643
	11. Middle Grass .....	5730
	12. Rear Grass .....	5531
	13. Grey Detail .....	4174
	14. Fiber Form Placement Stitch .....	3963
	15. Cut Line & Tackdown .....	3963
	16. Cover Stitch .....	3963

# DESIGNS























Note: Some designs in this collection may have been created using unique special stitches and/or techniques. To preserve design integrity when rescaling or rotating designs in your software, always rescale or rotate designs using the handles directly on-screen.

**\*Felt Used**



## 51233-16 Dinosaurs Puzzle Piece 8

Size Inches:                      Size mm:                      Stitch Count:  
**5.19 X 4.00 in.**            **131.8 X 101.6 mm**            **18509 St.**

	1. Felt Fabric Placement Stitch.....	3963
	2. Cut Line & Tackdown .....	3963
	3. Tree.....	1233
	4. Tree Detail .....	1344
	5. Cactus .....	4643
	6. Brontosaurus .....	4220
	7. Light Pink Spot.....	2160
	8. Red Spot.....	1900
	9. Yellow Spot .....	0600
	10. Orange Spot.....	0703
	11. Purple Spot .....	2900
	12. Blue Spots.....	3713
	13. Rear Legs.....	4421
	14. River .....	3630
	15. River Bank.....	5650
	16. Grey Detail .....	4174
	17. Grass .....	5740
	18. Fiber Form Placement Stitch .....	3963
	19. Cut Line & Tackdown .....	3963
	20. Cover Stitch.....	3963



# DESIGNS



Note: Some designs in this collection may have been created using unique special stitches and/or techniques. To preserve design integrity when rescaling or rotating designs in your software, always rescale or rotate designs using the handles directly on-screen.

\*Felt Used



## 51233-17 Farm Animals Puzzle Piece 1

Size Inches:                      Size mm:                      Stitch Count:  
**5.19 X 4.00 in.**      **131.8 X 101.6 mm**      **14147 St.**

- 1. Felt Fabric Placement Stitch.....3963
- 2. Cut Line & Tackdown .....3963
- 3. Barn .....1904
- 4. Barn Detail.....1902
- 5. Doors .....5513
- 6. Roof & Loft .....4174
- 7. White Detail.....0015
- 8. Fiber Form Placement Stitch .....3963
- 9. Cut Line & Tackdown .....3963
- 10. Cover Stitch .....3963

\*Felt Used



## 51233-18 Farm Animals Puzzle Piece 2

Size Inches:                      Size mm:                      Stitch Count:  
**6.37 X 3.99 in.**      **161.8 X 101.3 mm**      **11742 St.**

- 1. Felt Fabric Placement Stitch.....3963
- 2. Cut Line & Tackdown .....3963
- 3. Barn .....1904
- 4. Silo Roof .....3572
- 5. Silo .....2011
- 6. Silo Detail .....2113
- 7. Barn Roof & Silo Detail .....4174
- 8. Cloud .....0015
- 9. Fiber Form Placement Stitch .....3963
- 10. Cut Line & Tackdown .....3963
- 11. Cover Stitch .....3963

# DESIGNS



Note: Some designs in this collection may have been created using unique special stitches and/or techniques. To preserve design integrity when rescaling or rotating designs in your software, always rescale or rotate designs using the handles directly on-screen.

\*Felt Used



## 51233-19 Farm Animals Puzzle Piece 3

Size Inches:                      Size mm:                      Stitch Count:  
**5.19 X 4.00 in.**      **131.8 X 101.6 mm**      **12764 St.**

- 1. Felt Fabric Placement Stitch.....3963
- 2. Cut Line & Tackdown .....3963
- 3. Cow .....0781
- 4. Cow Muzzle..... 1753
- 5. Bell.....0600
- 6. Collar.....1904
- 7. Horns ..... 0933
- 8. Cloud & Eyes.....0015
- 9. Spots & Face..... 4174
- 10. Ear.....2155
- 11. Fiber Form Placement Stitch .....3963
- 12. Cut Line & Tackdown .....3963
- 13. Cover Stitch.....3963

\*Felt Used



## 51233-20 Farm Animals Puzzle Piece 4

Size Inches:                      Size mm:                      Stitch Count:  
**5.19 X 4.00 in.**      **131.8 X 101.6 mm**      **11684 St.**

- 1. Felt Fabric Placement Stitch.....3963
- 2. Cut Line & Tackdown .....3963
- 3. Cow .....0781
- 4. Spots ..... 4174
- 5. Ear.....2155
- 6. Horn ..... 0933
- 7. Cloud.....0015
- 8. Sun..... 0311
- 9. Sun Rays .....0700
- 10. Fiber Form Placement Stitch .....3963
- 11. Cut Line & Tackdown .....3963
- 12. Cover Stitch.....3963



# DESIGNS



Note: Some designs in this collection may have been created using unique special stitches and/or techniques. To preserve design integrity when rescaling or rotating designs in your software, always rescale or rotate designs using the handles directly on-screen.

**\*Felt Used**



## 51233-21 Farm Animals Puzzle Piece 5

Size Inches:                      Size mm:                      Stitch Count:  
**5.19 X 4.00 in.**      **131.8 X 101.6 mm**      **21281 St.**

<span style="display:inline-block; width:10px; height:10px; background-color:lightblue; border:1px solid black;"></span>	1. Felt Fabric Placement Stitch.....	3963
<span style="display:inline-block; width:10px; height:10px; background-color:lightblue; border:1px solid black;"></span>	2. Cut Line & Tackdown .....	3963
<span style="display:inline-block; width:10px; height:10px; background-color:yellow;"></span>	3. Chicken.....	0970
<span style="display:inline-block; width:10px; height:10px; background-color:darkbrown;"></span>	4. Chicken Wing.....	0933
<span style="display:inline-block; width:10px; height:10px; background-color:tan;"></span>	5. Chicken Feathers.....	0761
<span style="display:inline-block; width:10px; height:10px; background-color:green;"></span>	6. Doors .....	5513
<span style="display:inline-block; width:10px; height:10px; background-color:lightpink;"></span>	7. Pig .....	1840
<span style="display:inline-block; width:10px; height:10px; background-color:pink;"></span>	8. Pig Hair.....	2160
<span style="display:inline-block; width:10px; height:10px; background-color:brown;"></span>	9. Mud .....	1115
<span style="display:inline-block; width:10px; height:10px; background-color:white; border:1px solid black;"></span>	10. Door Detail.....	0015
<span style="display:inline-block; width:10px; height:10px; background-color:lightgreen;"></span>	11. Grass.....	5912
<span style="display:inline-block; width:10px; height:10px; background-color:darkred;"></span>	12. Barn & Rooster Head .....	1904
<span style="display:inline-block; width:10px; height:10px; background-color:red;"></span>	13. Barn Detail.....	1902
<span style="display:inline-block; width:10px; height:10px; background-color:grey;"></span>	14. Grey Detail .....	4174
<span style="display:inline-block; width:10px; height:10px; background-color:orange;"></span>	15. Chicken Feet & Beak.....	1030
<span style="display:inline-block; width:10px; height:10px; background-color:green;"></span>	16. Plants.....	5513
<span style="display:inline-block; width:10px; height:10px; background-color:lightblue; border:1px solid black;"></span>	17. Fiber Form Placement Stitch.....	3963
<span style="display:inline-block; width:10px; height:10px; background-color:lightblue; border:1px solid black;"></span>	18. Cut Line & Tackdown .....	3963
<span style="display:inline-block; width:10px; height:10px; background-color:lightblue; border:1px solid black;"></span>	19. Cover Stitch.....	3963

# DESIGNS




Note: Some designs in this collection may have been created using unique special stitches and/or techniques. To preserve design integrity when rescaling or rotating designs in your software, always rescale or rotate designs using the handles directly on-screen.

**\*Felt Used**



## 51233-22 Farm Animals Puzzle Piece 6

Size Inches:                      Size mm:                      Stitch Count:  
**5.19 X 4.00 in.**      **131.8 X 101.6 mm**      **15984 St.**

	1. Felt Fabric Placement Stitch.....	3963
	2. Cut Line & Tackdown .....	3963
	3. Silo .....	2011
	4. Silo Detail .....	2113
	5. Pig Body.....	1840
	6. Mud .....	1115
	7. Rear Legs.....	2152
	8. Grass .....	5912
	9. Plants .....	5513
	10. Pig Head .....	2155
	11. Snout & Ears .....	1753
	12. Mouth .....	1904
	13. Eyes & Nose .....	4174
	14. Pig Hair.....	2160
	15. Fiber Form Placement Stitch .....	3963
	16. Cut Line & Tackdown .....	3963
	17. Cover Stitch.....	3963



# DESIGNS



Note: Some designs in this collection may have been created using unique special stitches and/or techniques. To preserve design integrity when rescaling or rotating designs in your software, always rescale or rotate designs using the handles directly on-screen.

\*Felt Used



## 51233-23 Farm Animals Puzzle Piece 7

Size Inches: **6.37 X 3.99 in.**      Size mm: **161.8 X 101.3 mm**      Stitch Count: **17595 St.**

- 1. Felt Fabric Placement Stitch.....3963
- 2. Cut Line & Tackdown.....3963
- 3. Rear Leg.....0861
- 4. Cow.....0781
- 5. Bell.....0600
- 6. Clapper.....1904
- 7. Spots & Hooves.....4174
- 8. Middle Grass.....6031
- 9. Front Grass & Detail.....5912
- 10. Plants & Rear Grass.....5513
- 11. Rear Grass Detail.....5610
- 12. Fiber Form Placement Stitch.....3963
- 13. Cut Line & Tackdown.....3963
- 14. Cover Stitch.....3963

\*Felt Used



## 51233-24 Farm Animals Puzzle Piece 8

Size Inches: **5.19 X 4.00 in.**      Size mm: **131.8 X 101.6 mm**      Stitch Count: **15811 St.**

- 1. Felt Fabric Placement Stitch.....3963
- 2. Cut Line & Tackdown.....3963
- 3. Rear Grass.....5513
- 4. Rear Leg.....0861
- 5. Udder.....1753
- 6. Cow.....0781
- 7. Grass.....6031
- 8. Grass Detail.....5912
- 9. Spots, Hooves & Tail.....4174
- 10. Fiber Form Placement Stitch.....3963
- 11. Cut Line & Tackdown.....3963
- 12. Cover Stitch.....3963

# MATERIALS



## Stabilizer

- OESD AquaMesh
- OESD Fiber Form: 24 pieces 4.5 "x 7"

## Fabric/Notions

- Blue felt: 24 pieces 4.5 "x 7"




# INSTRUCTIONS



## Step 1

- Hoop 2 pieces of AquaMesh




## Step 2

- Stitch step 1, Felt Fabric Placement Stitch.



## Step 3

- Cover placement stitch with 1 piece felt 4.5 "x 7".
- Tape in place.



# INSTRUCTIONS



## Step 4

- Stitch step 2, Cut Line and Tackdown.



## Step 5

- Stitch steps 3-9, remaining details.
- Remove the hoop from the machine but DO NOT remove the project from the hoop.
- Trim felt fabric close to the cut line.



## Step 6

- Stitch step 10, Fiber Form Placement Stitch.



BACK OF HOOP




# INSTRUCTIONS



## Step 7


- Place a piece of 4.5" x 7" fiberform over the back of your embroidered piece.
- Tape in place.



BACK OF HOOP

## Step 8


- Stitch step 11, Cut Line and Tackdown.



BACK OF HOOP

## Step 9

- Remove the hoop from the machine, but Do Not remove the project from the hoop.
- Trim the Fiber Form close to the tackdown stitch.
- **Note** - A sharp pair of applique scissors is very helpful in this step.




# INSTRUCTIONS



## Step 10

- Stitch step 12, Cover Stitch.

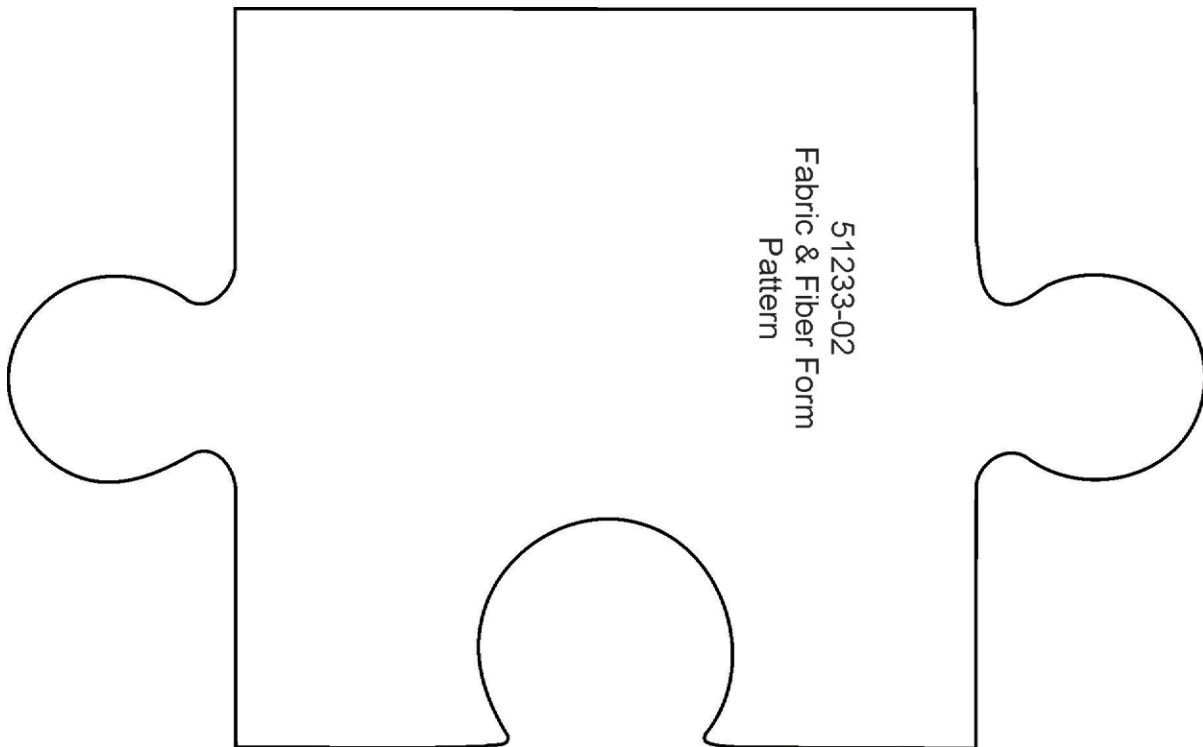
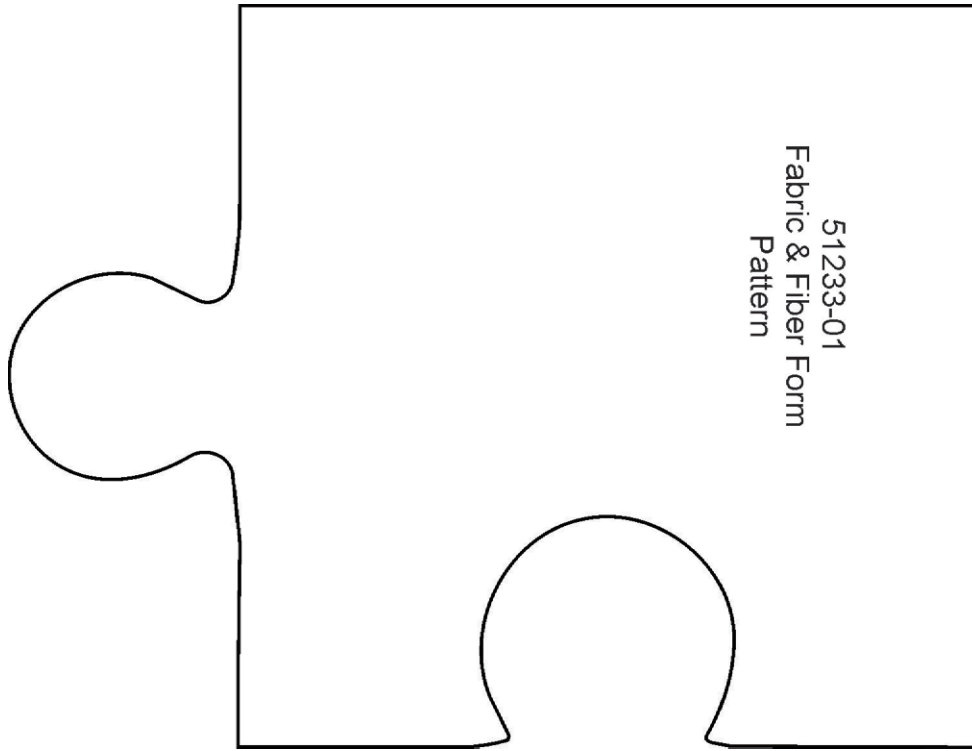


## Step 11

- Trim away excess AquaMesh, being careful not to cut your cover stitch.
- Remove any excess AquaMesh with a wet cotton swab.
- Let dry.

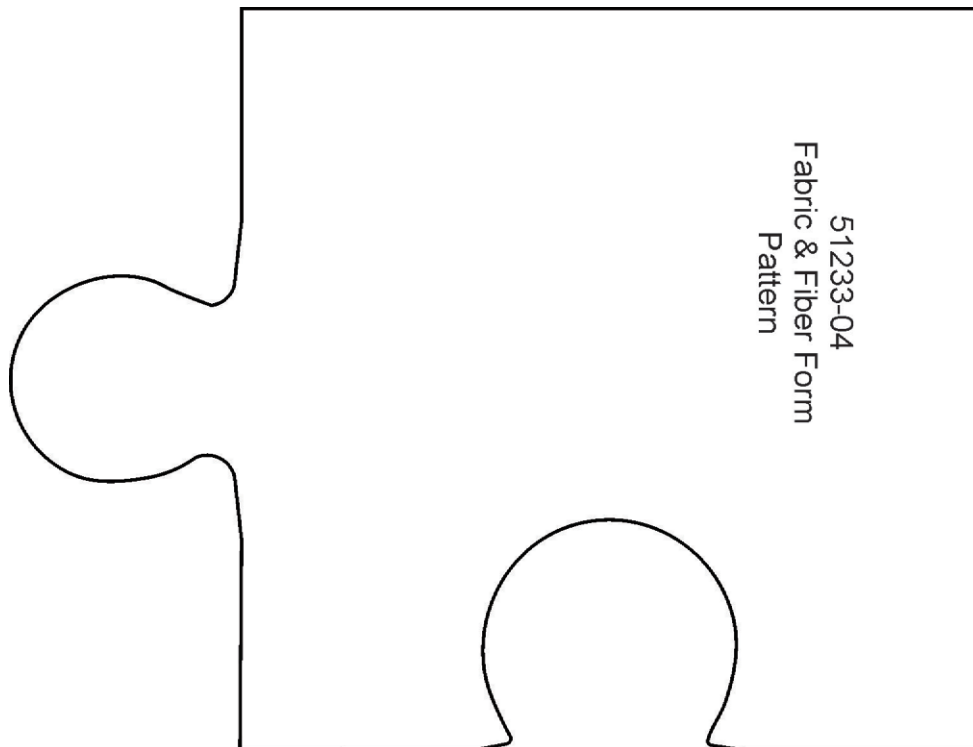
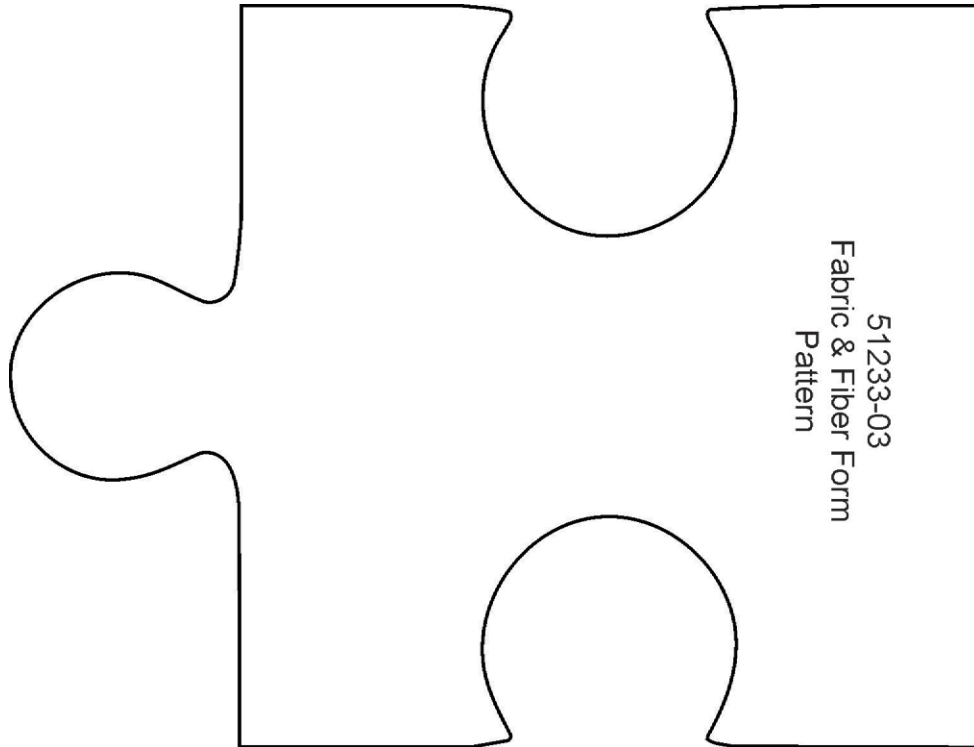


# PATTERNS

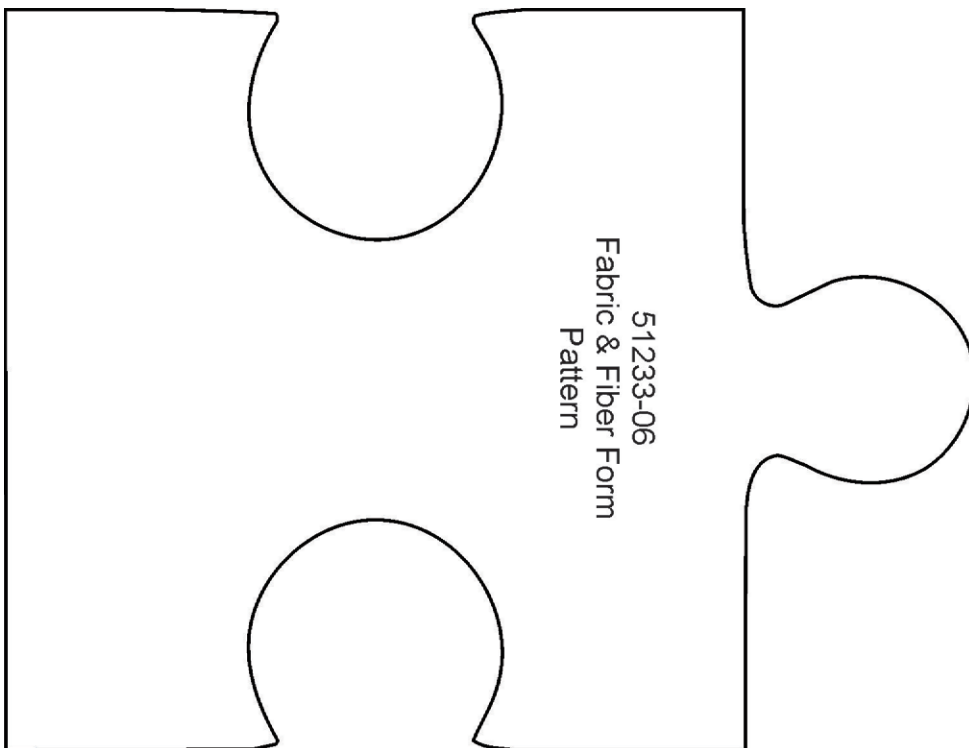
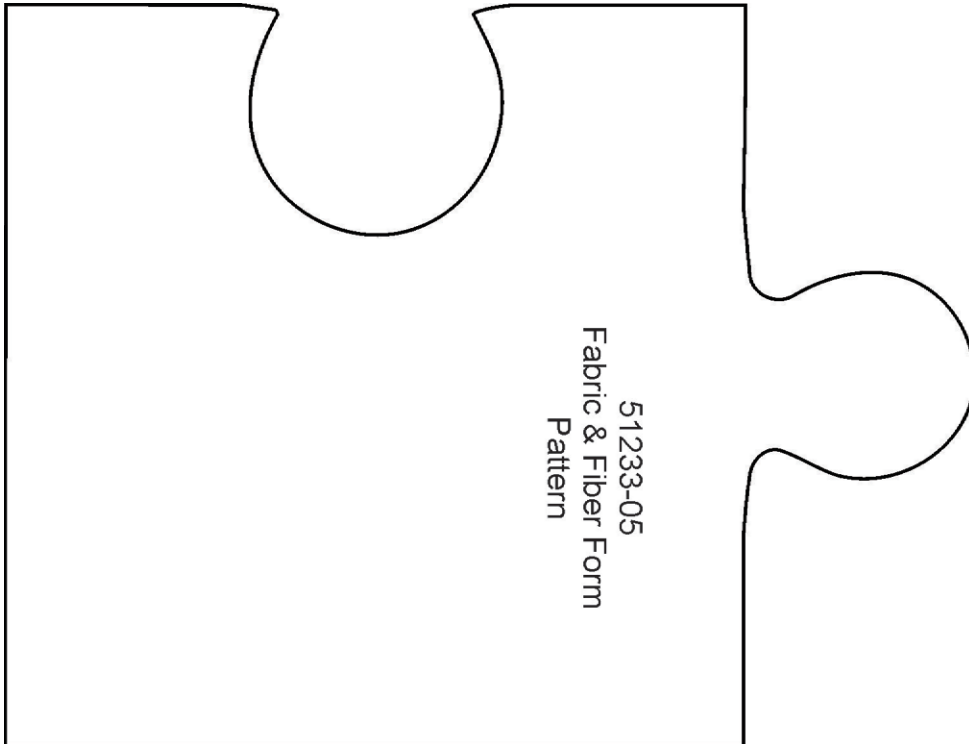




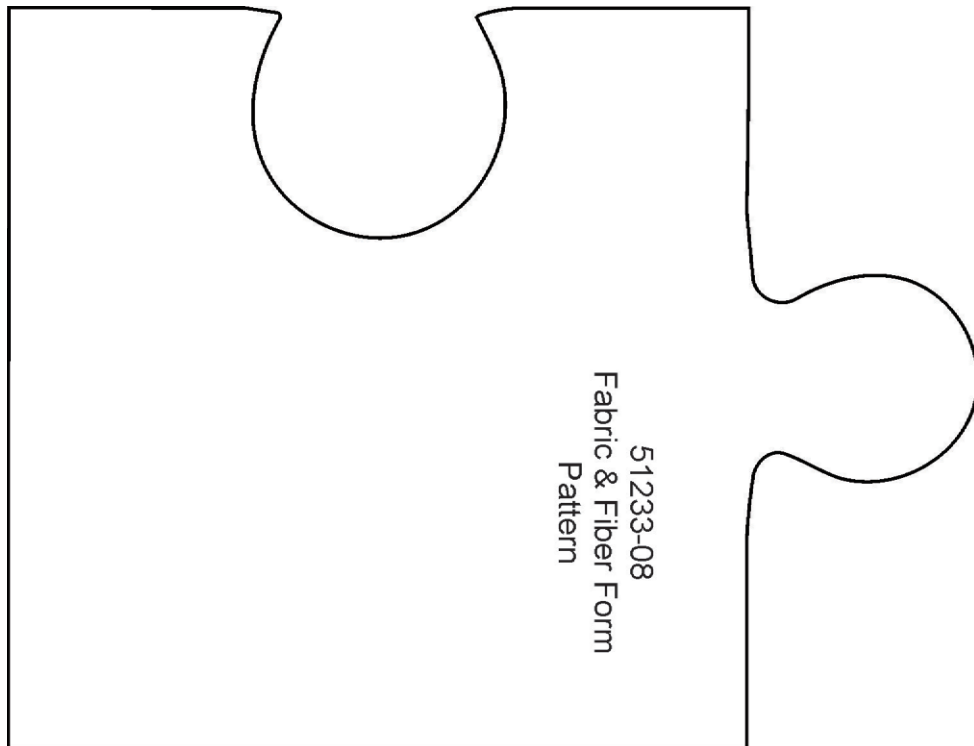
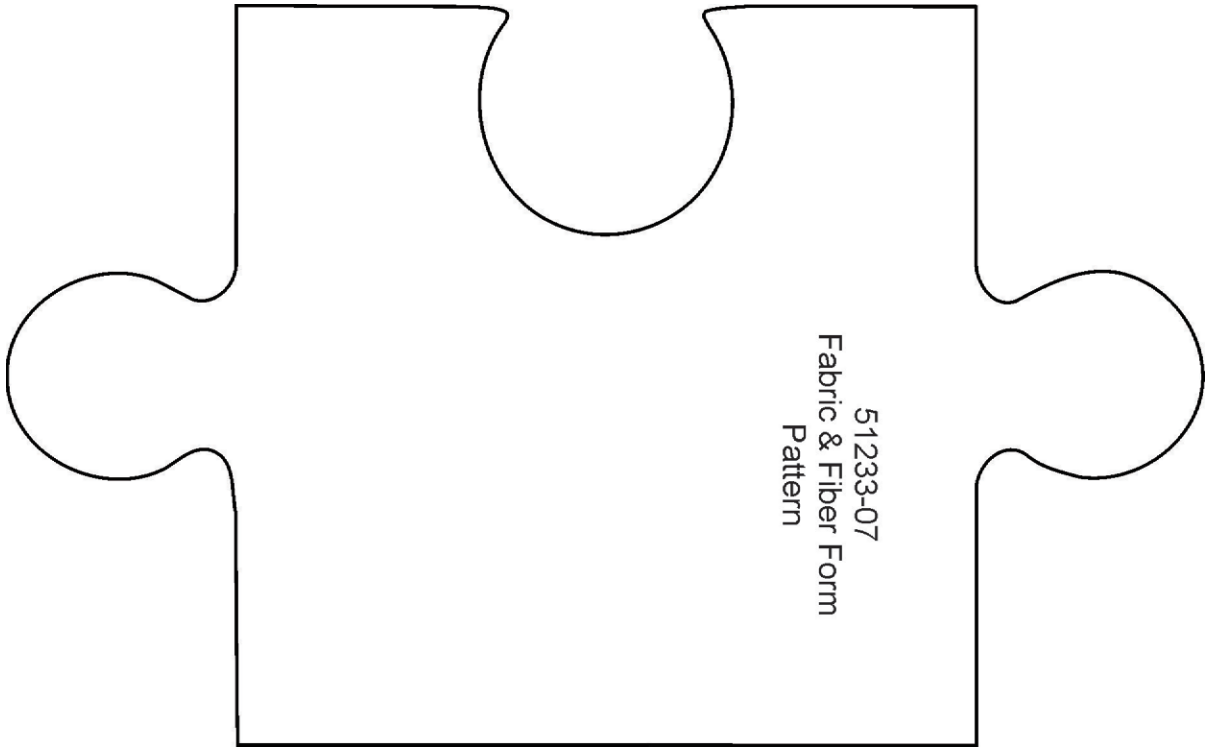
# PATTERNS



# PATTERNS

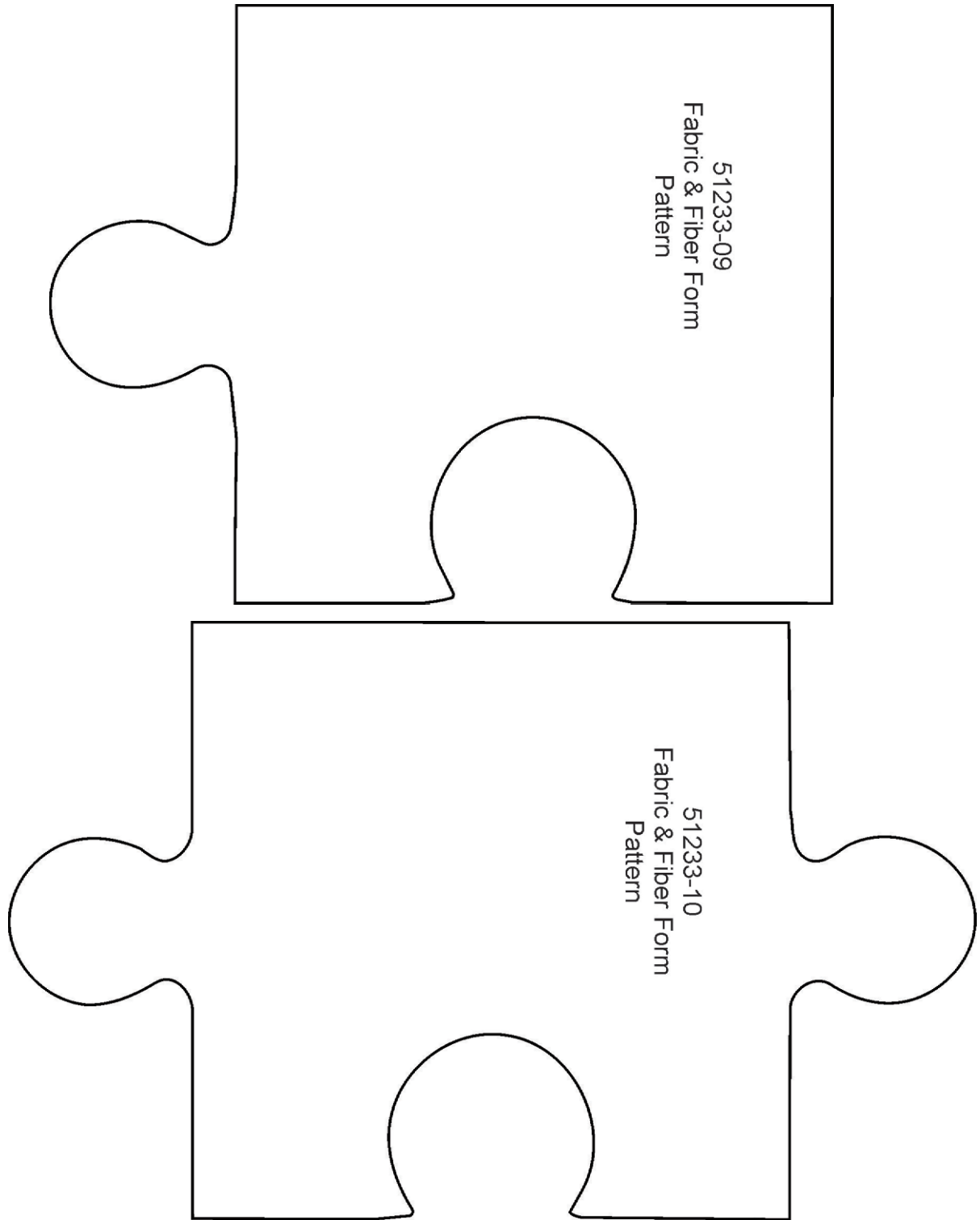


# PATTERNS

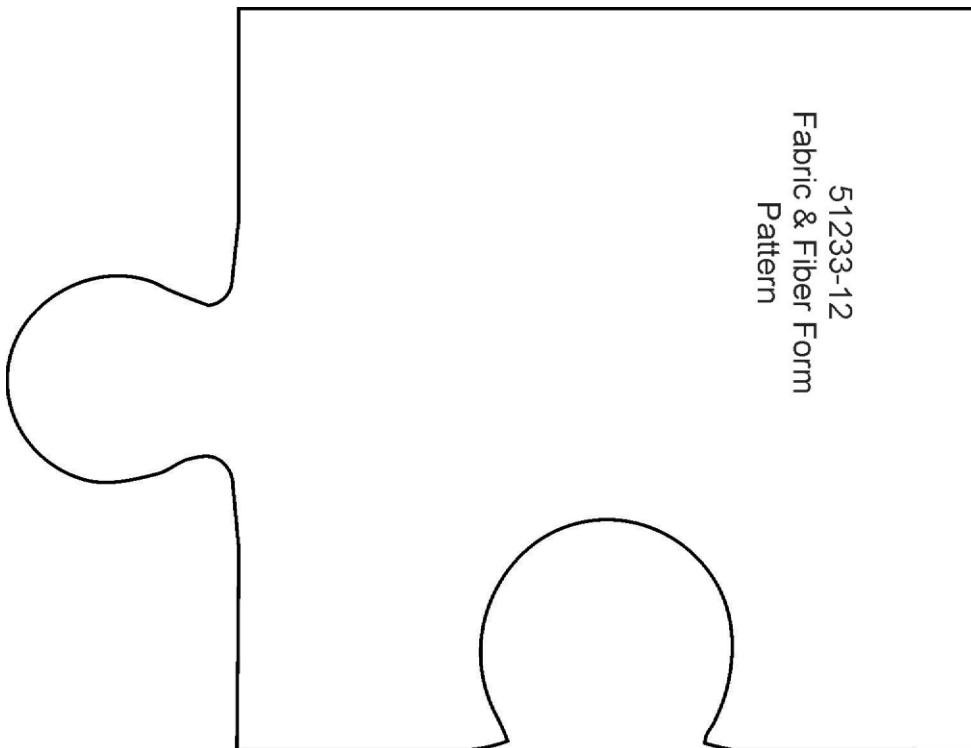
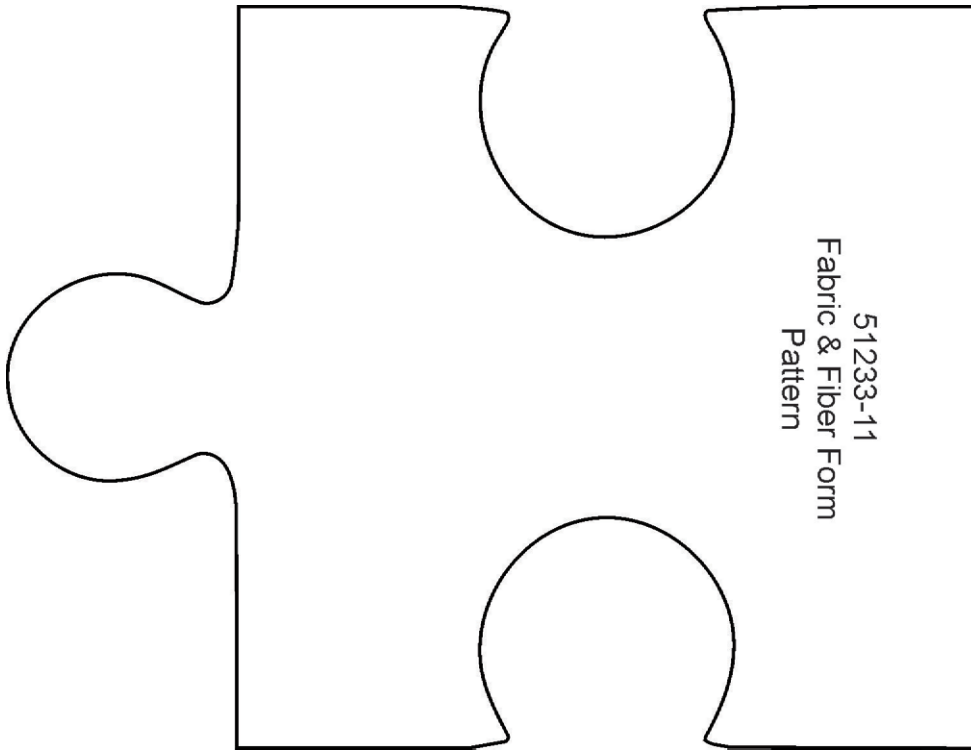




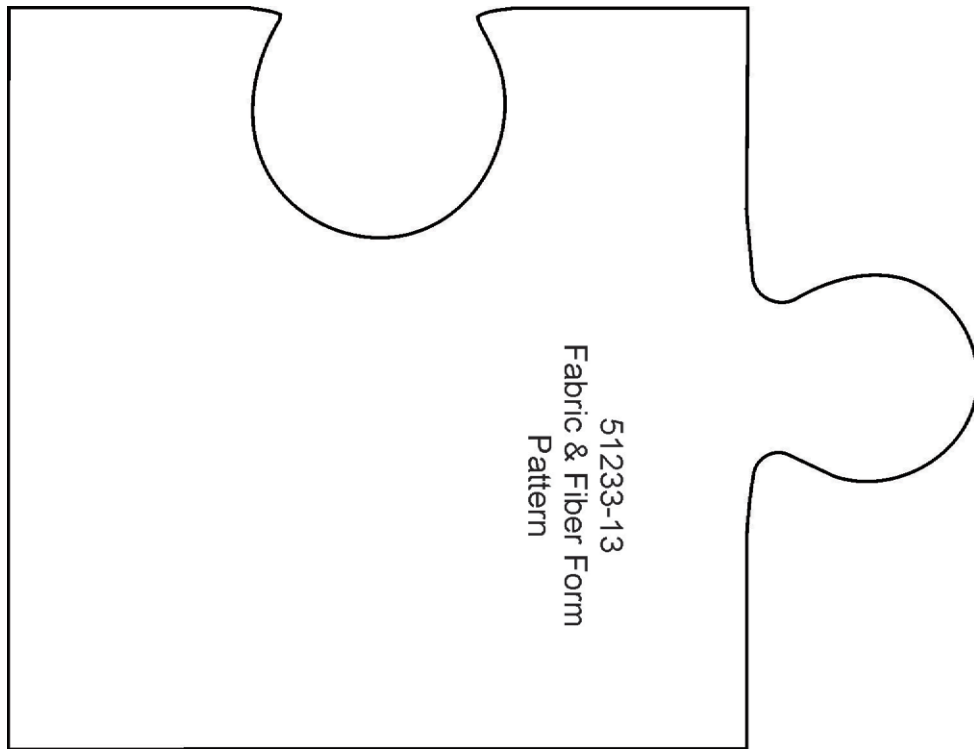
# PATTERNS



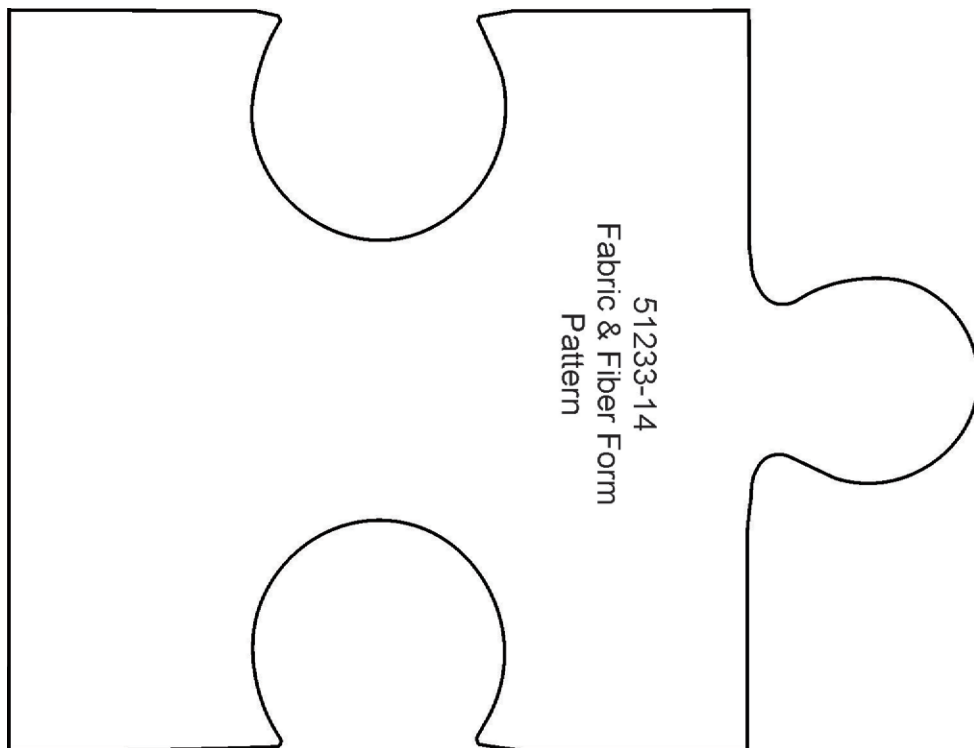
# PATTERNS



# PATTERNS



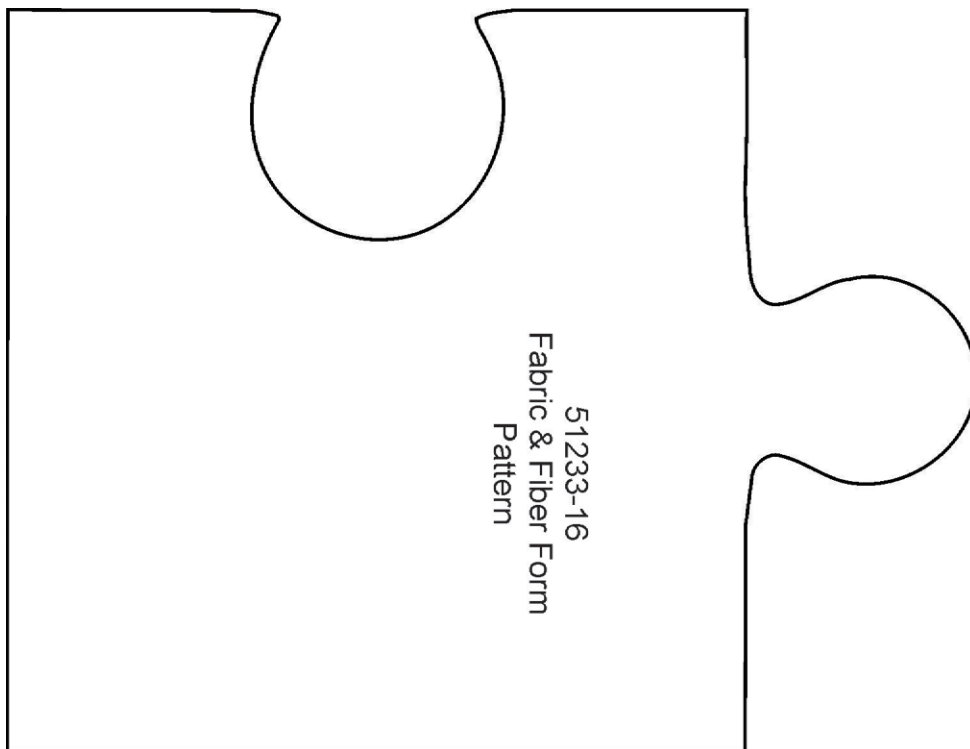
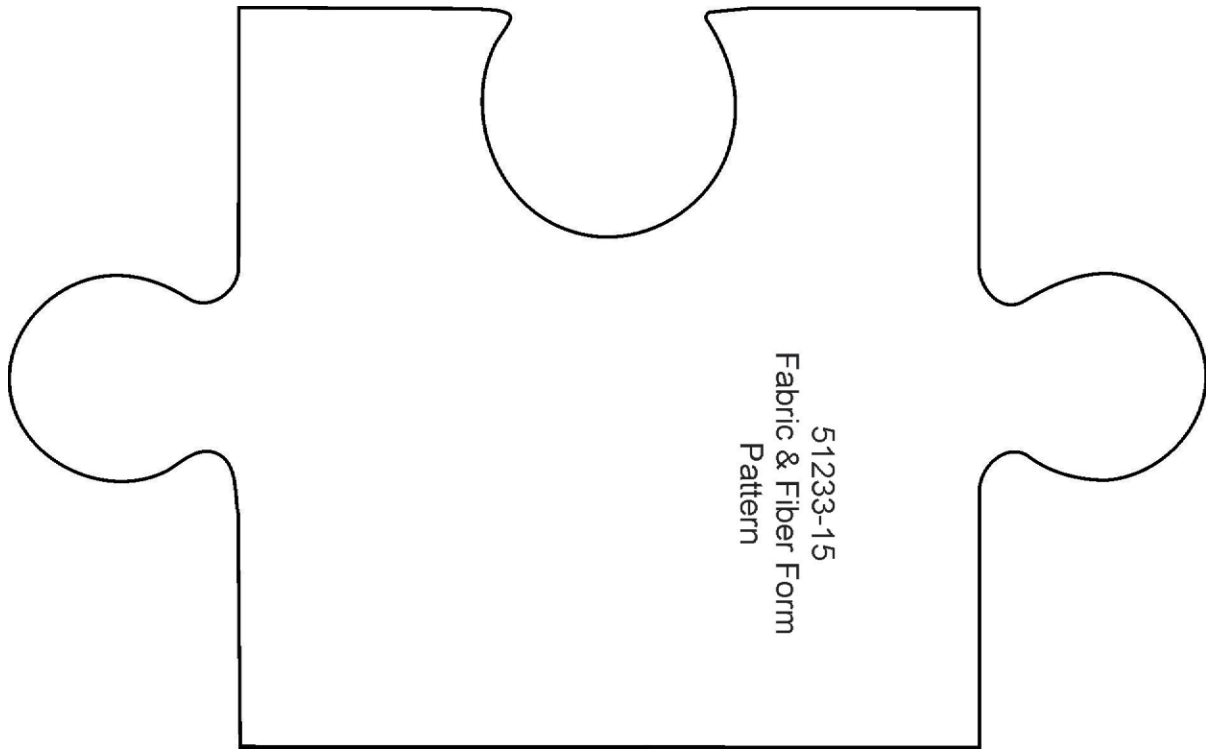
51233-13  
Fabric & Fiber Form  
Pattern



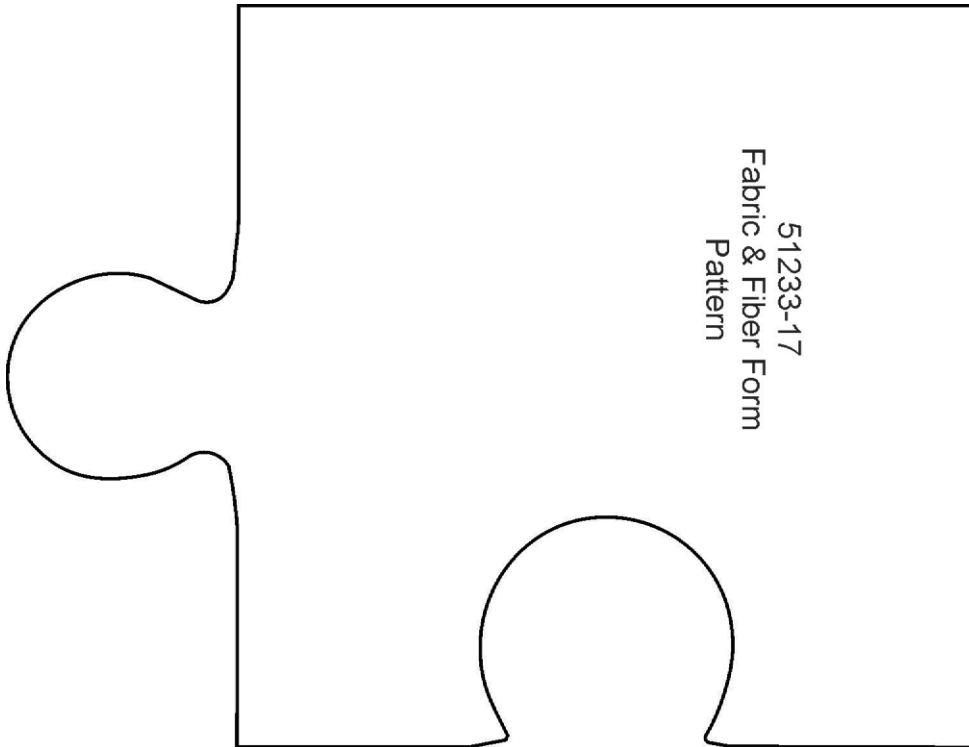
51233-14  
Fabric & Fiber Form  
Pattern



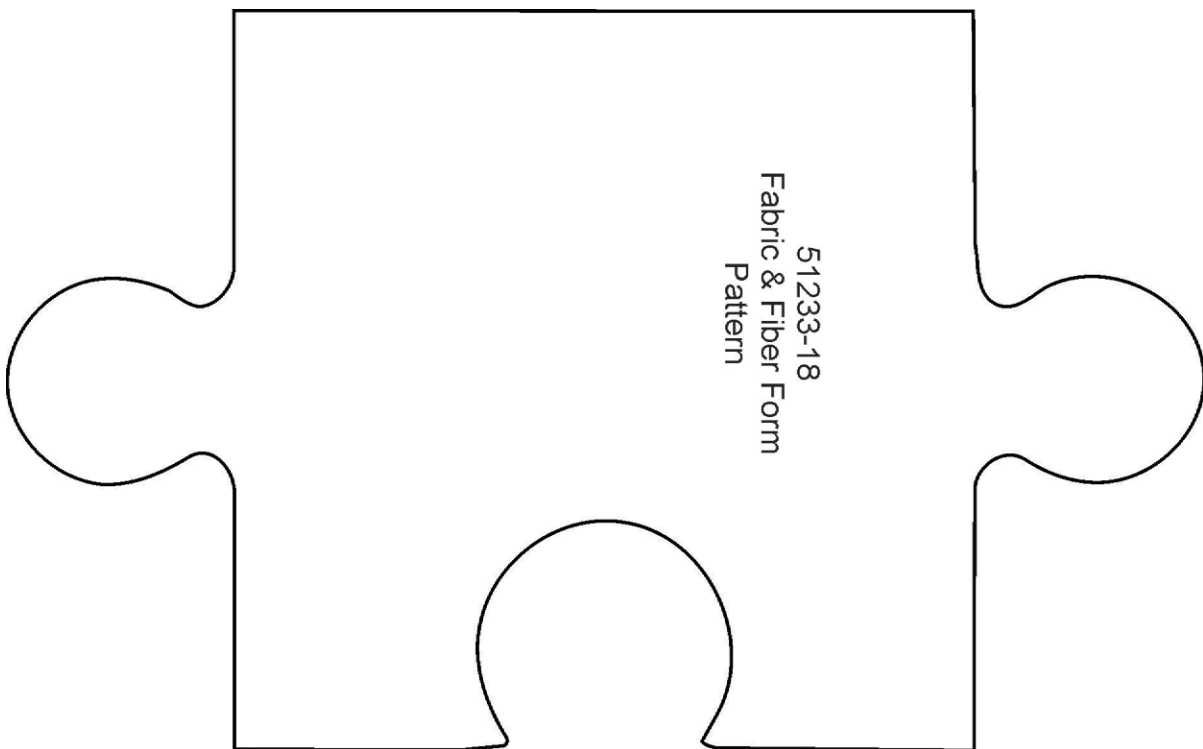
# PATTERNS



# PATTERNS

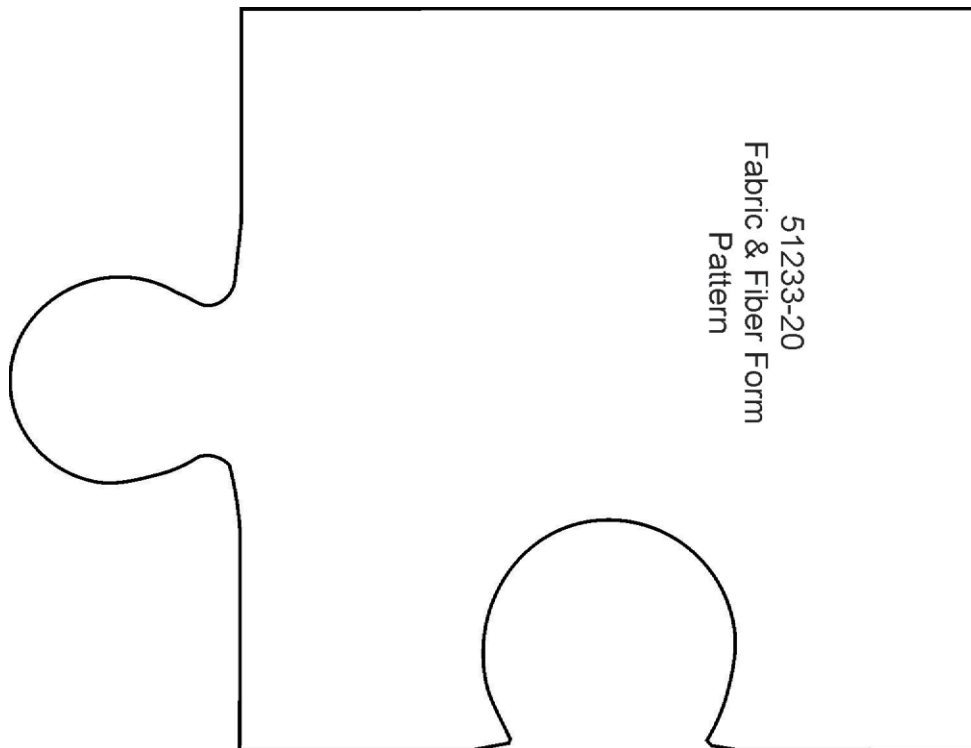
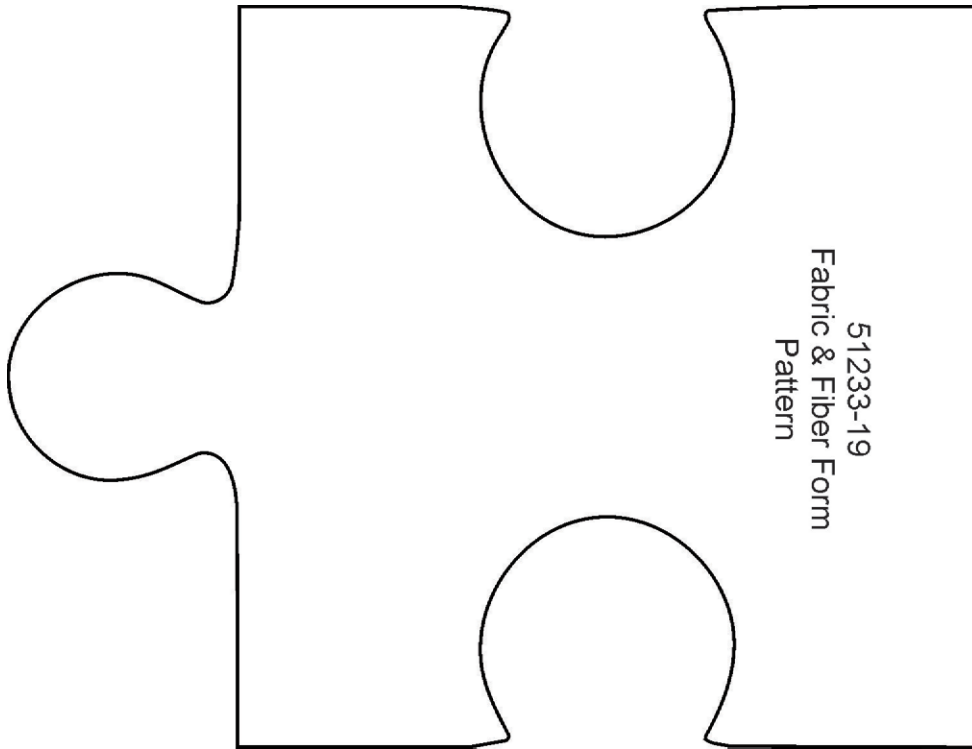


51233-17  
Fabric & Fiber Form  
Pattern



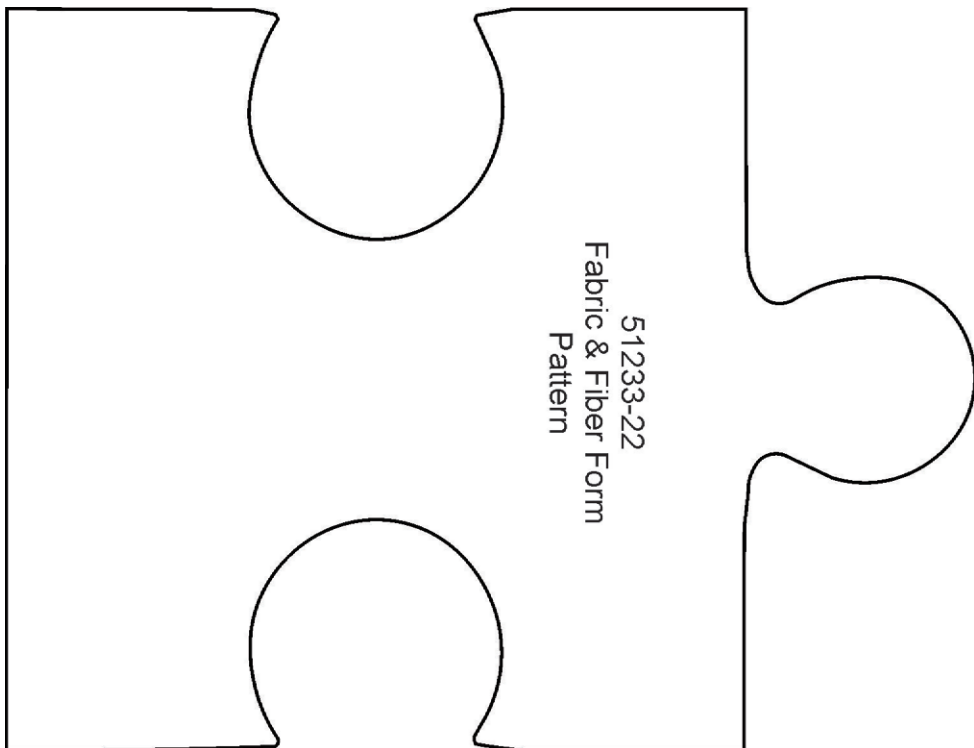
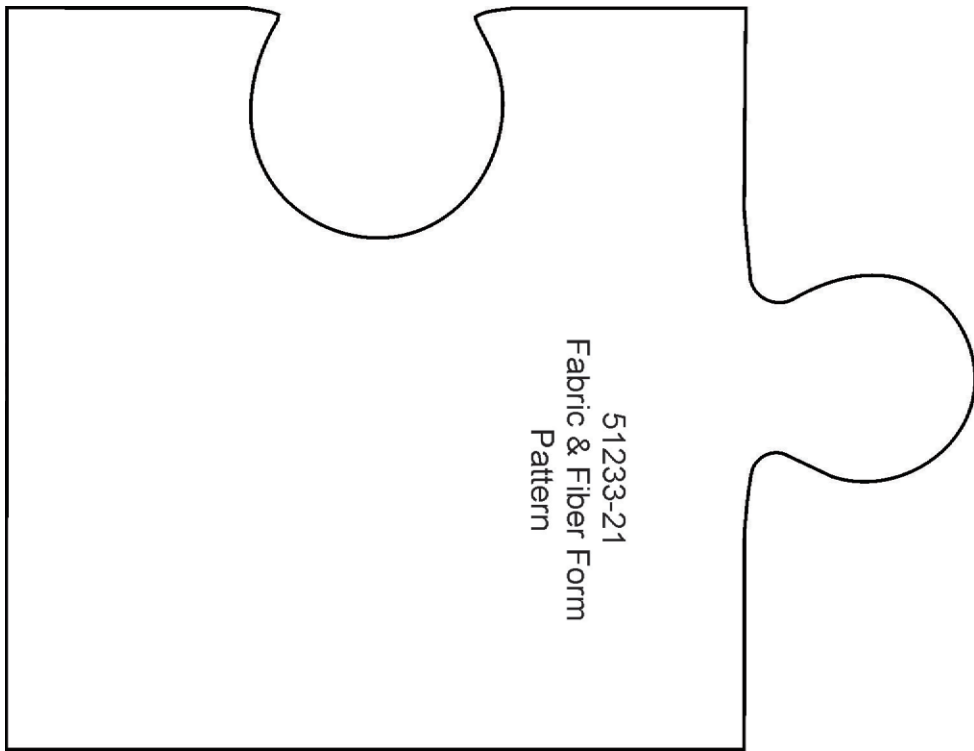
51233-18  
Fabric & Fiber Form  
Pattern

# PATTERNS

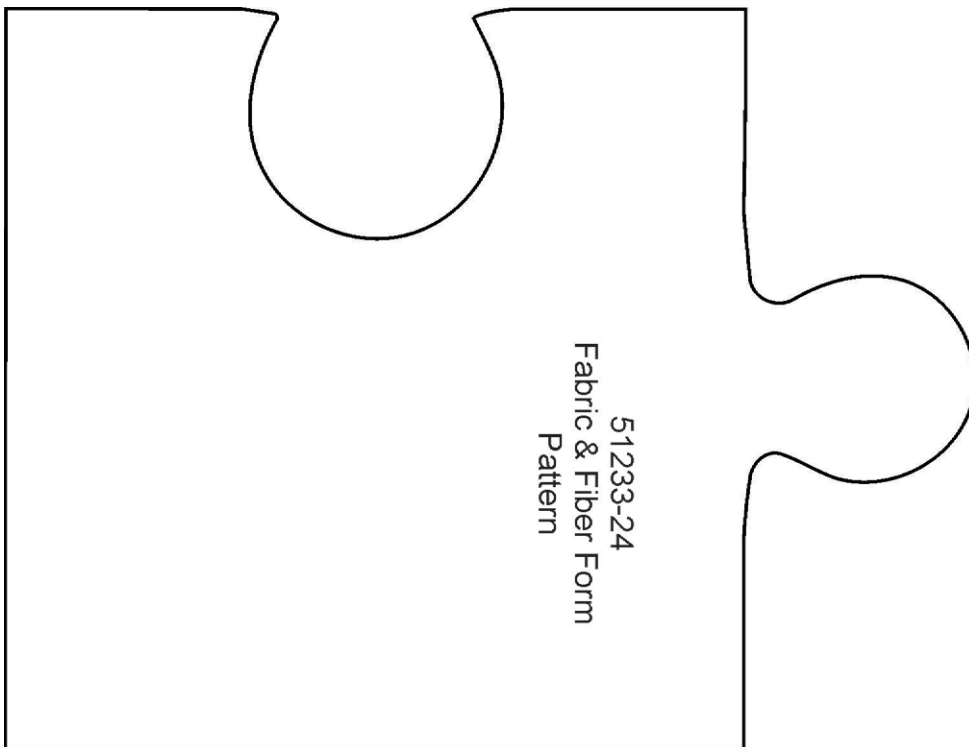
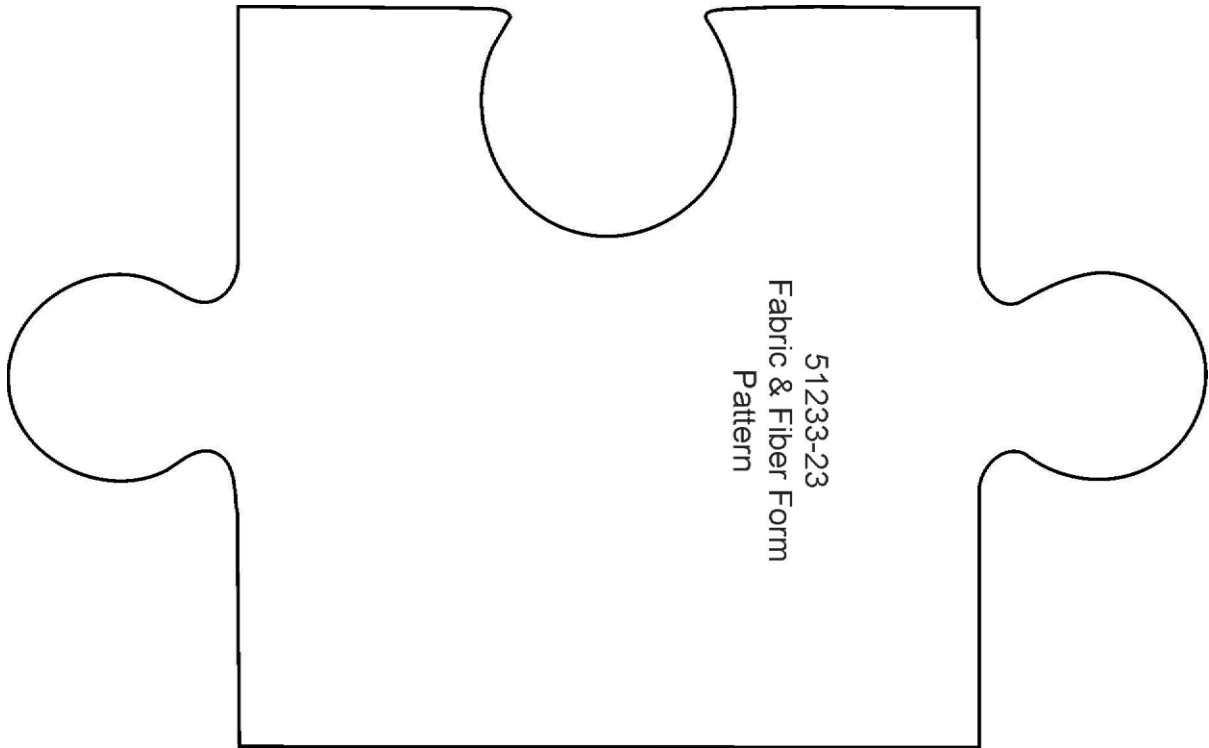




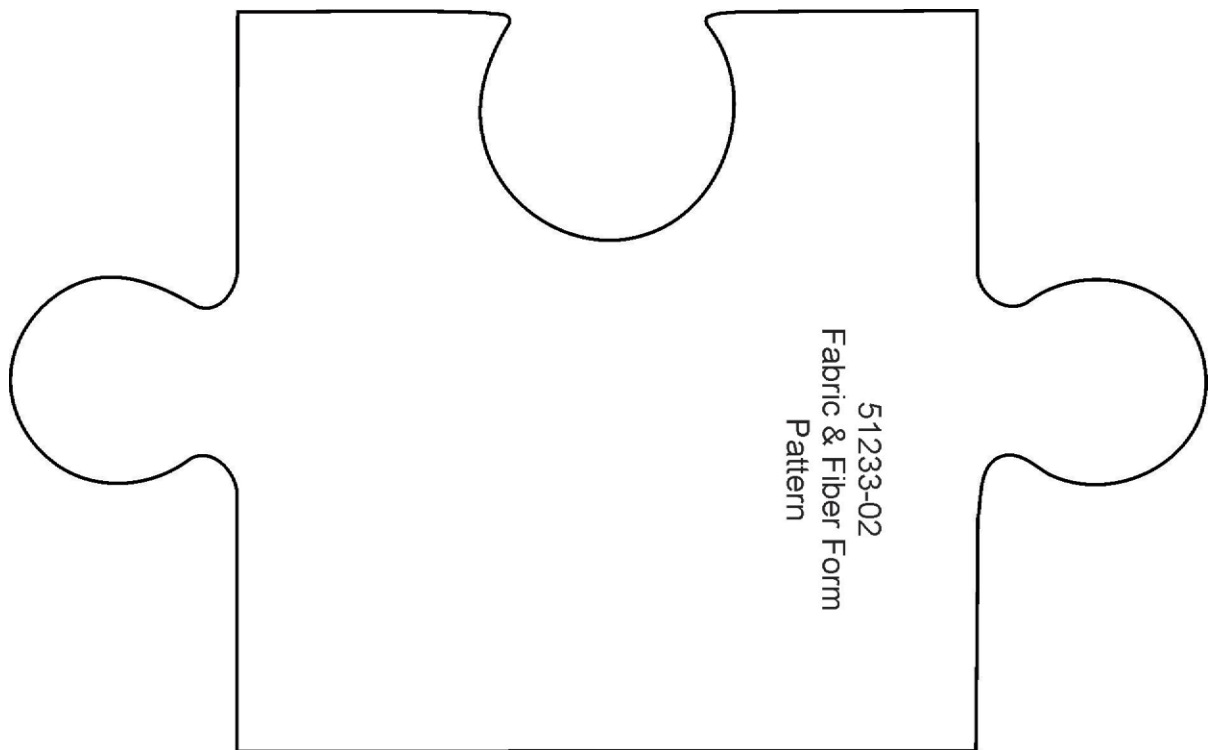
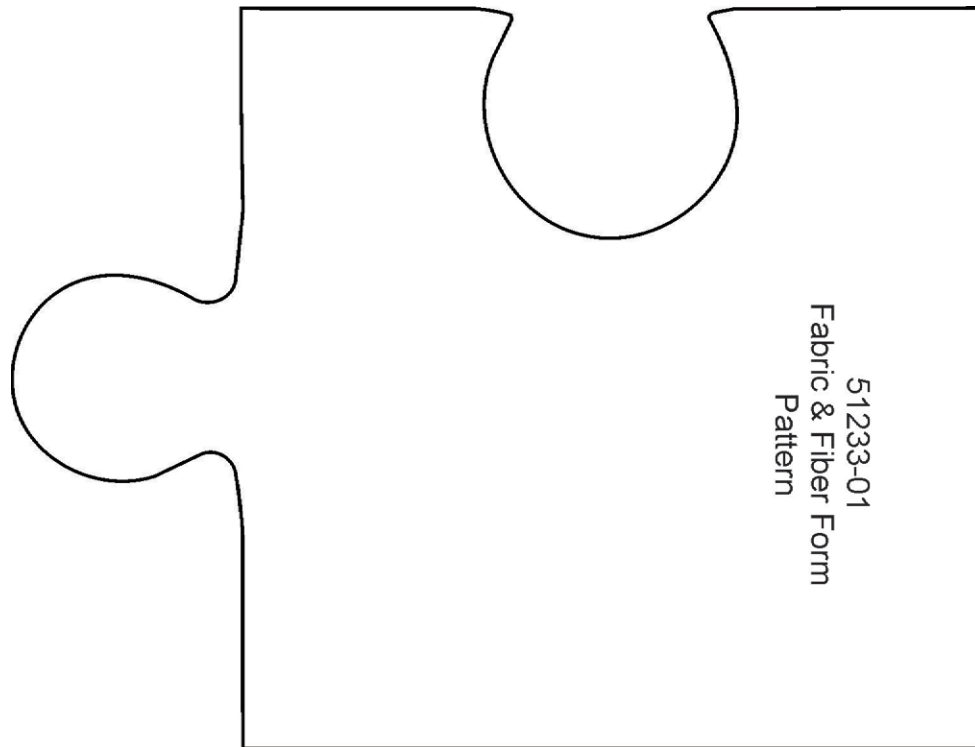
# PATTERNS



# PATTERNS

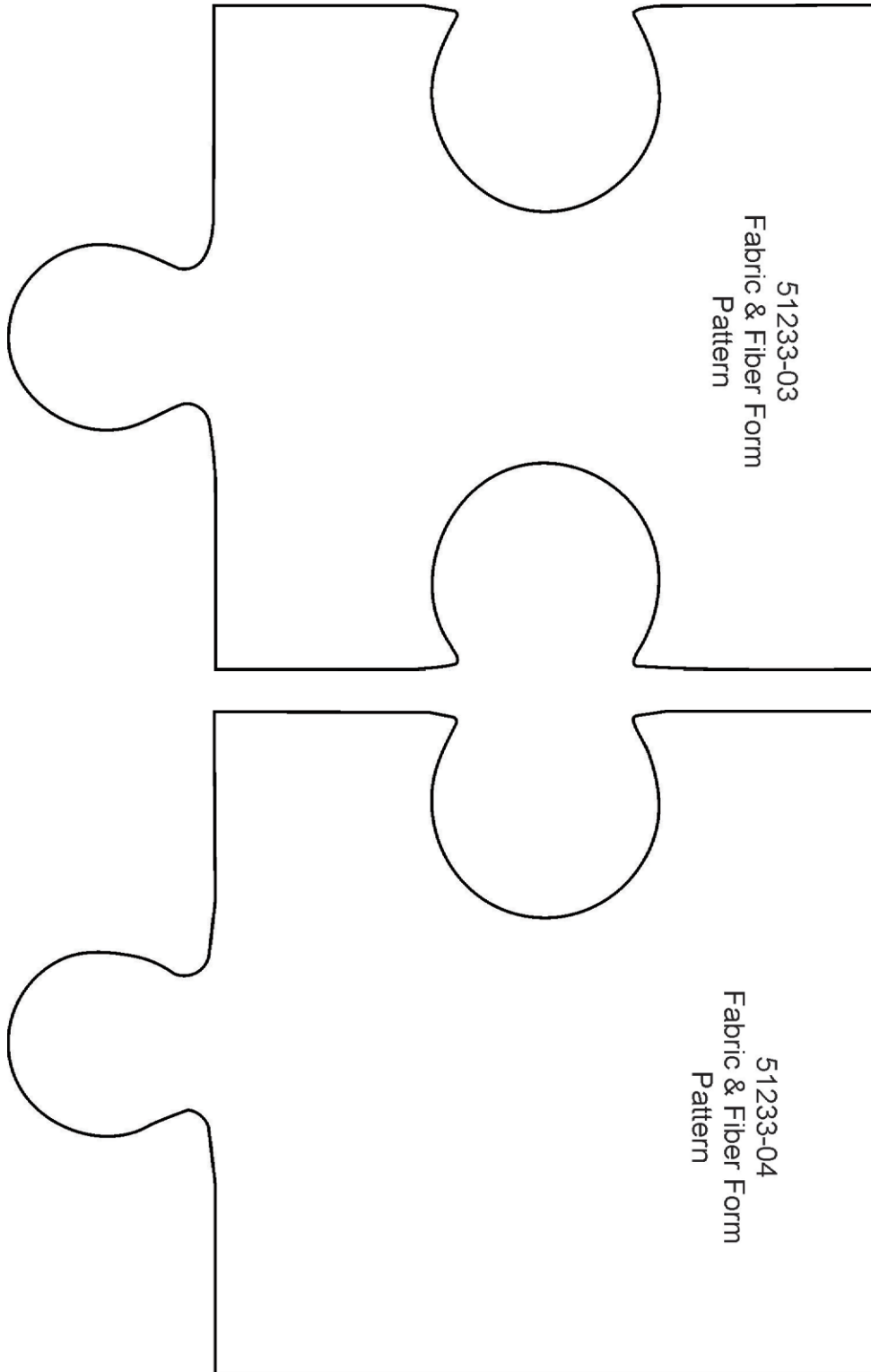


# MIRRORED PATTERNS

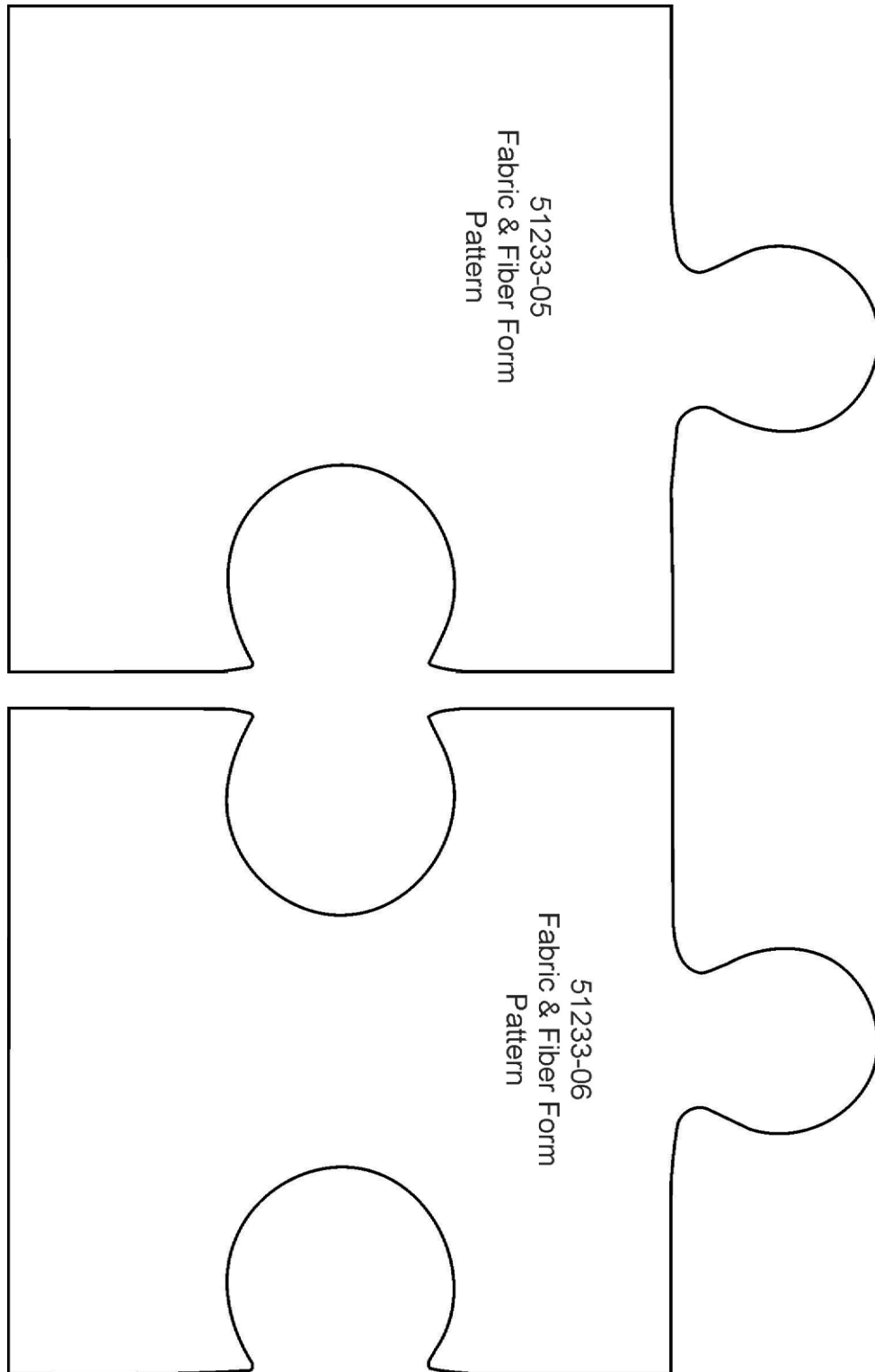




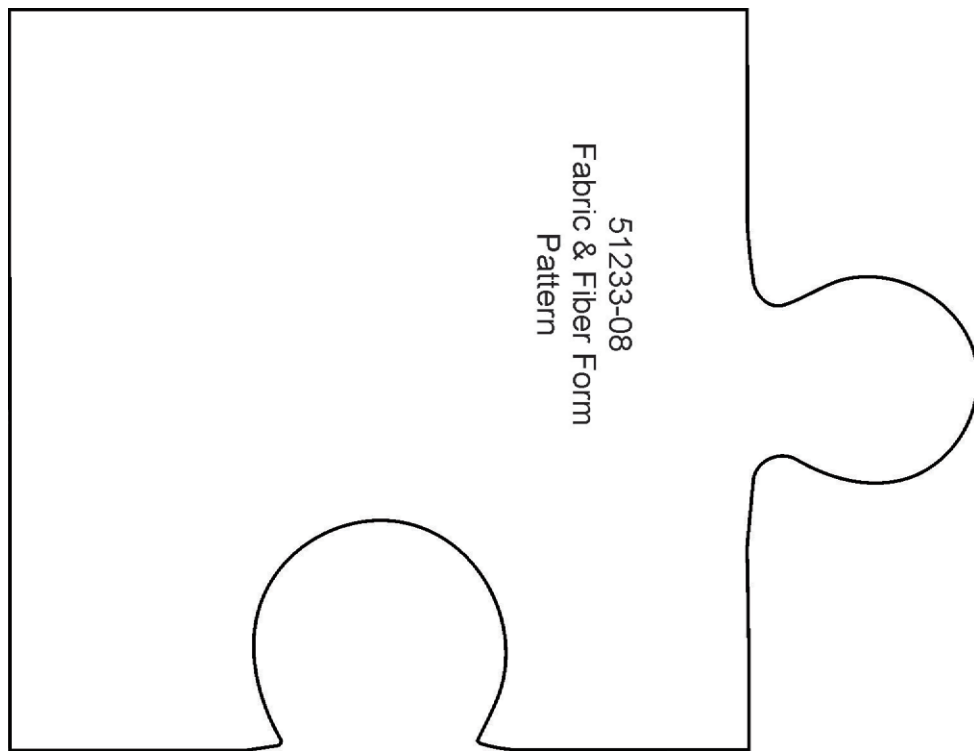
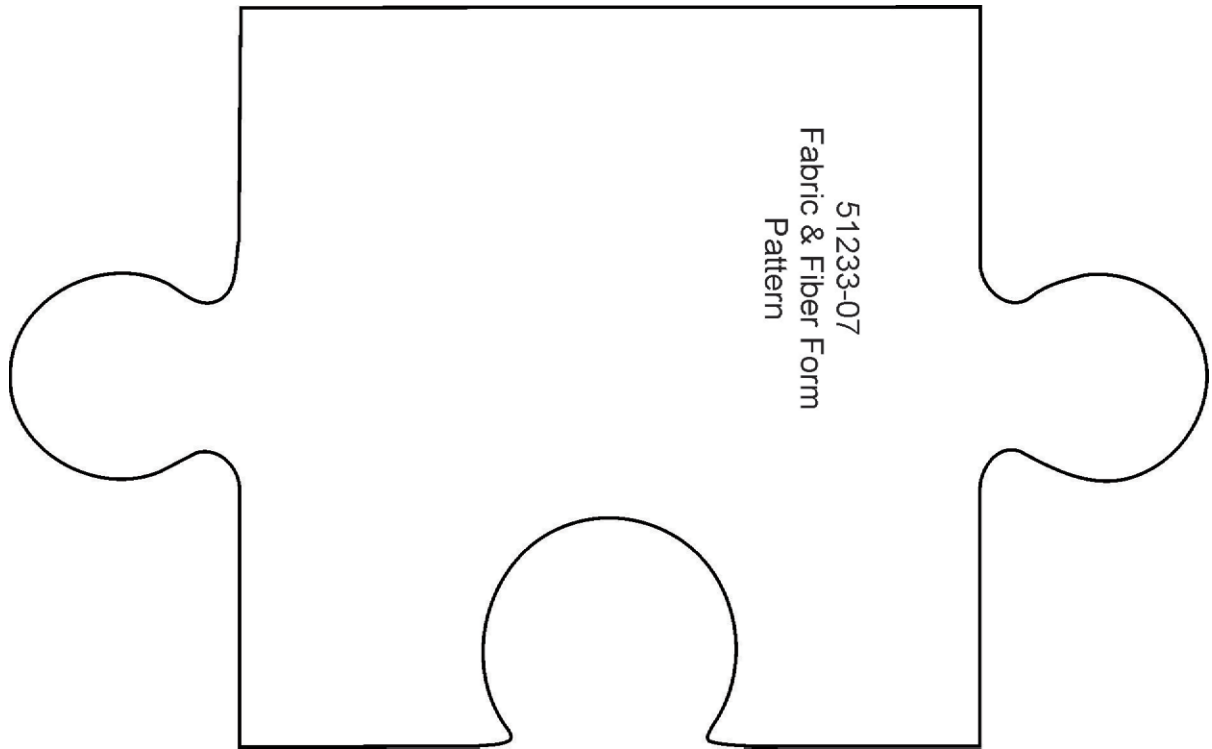
# MIRRORED PATTERNS



# MIRRORED PATTERNS

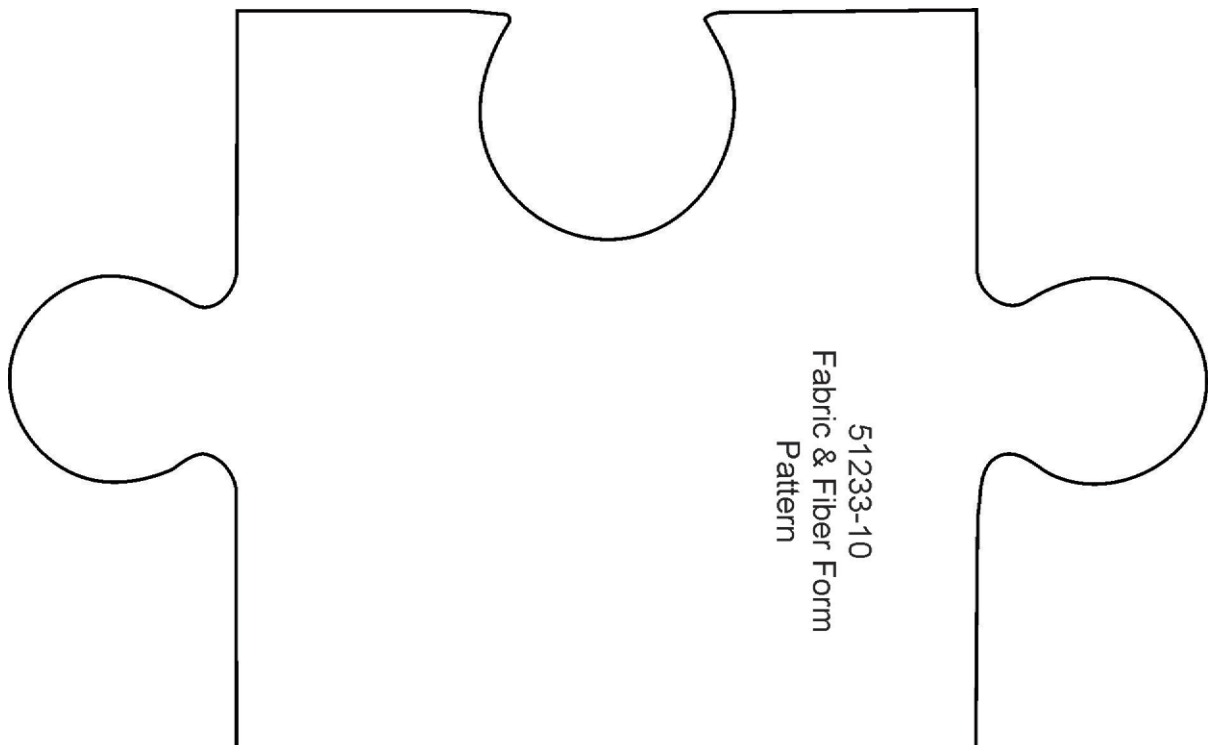
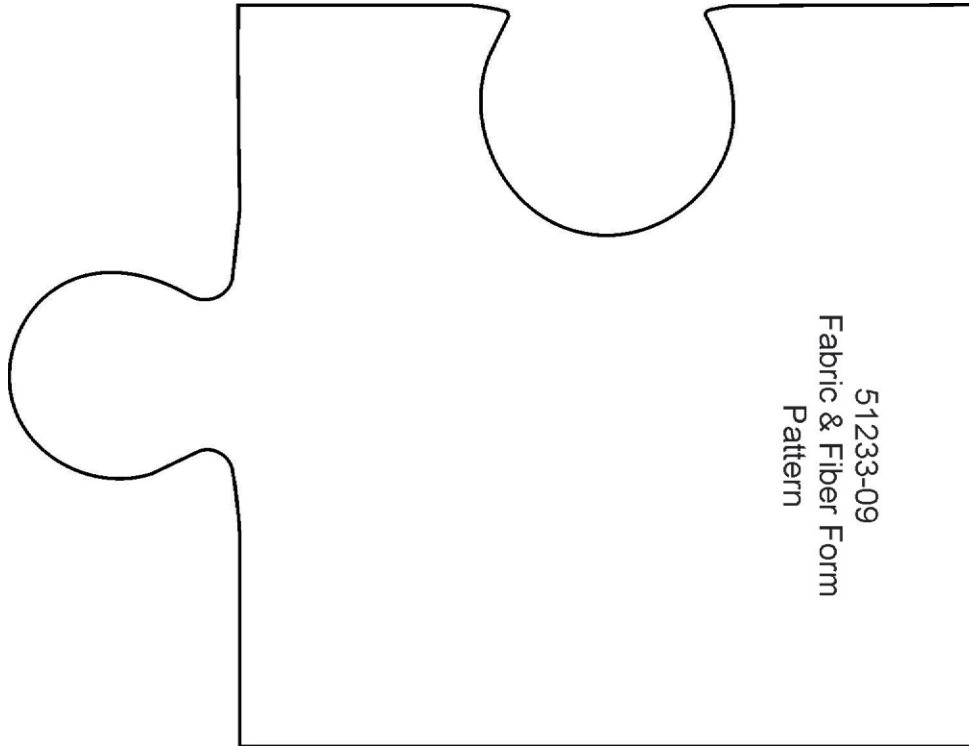


# MIRRORED PATTERNS

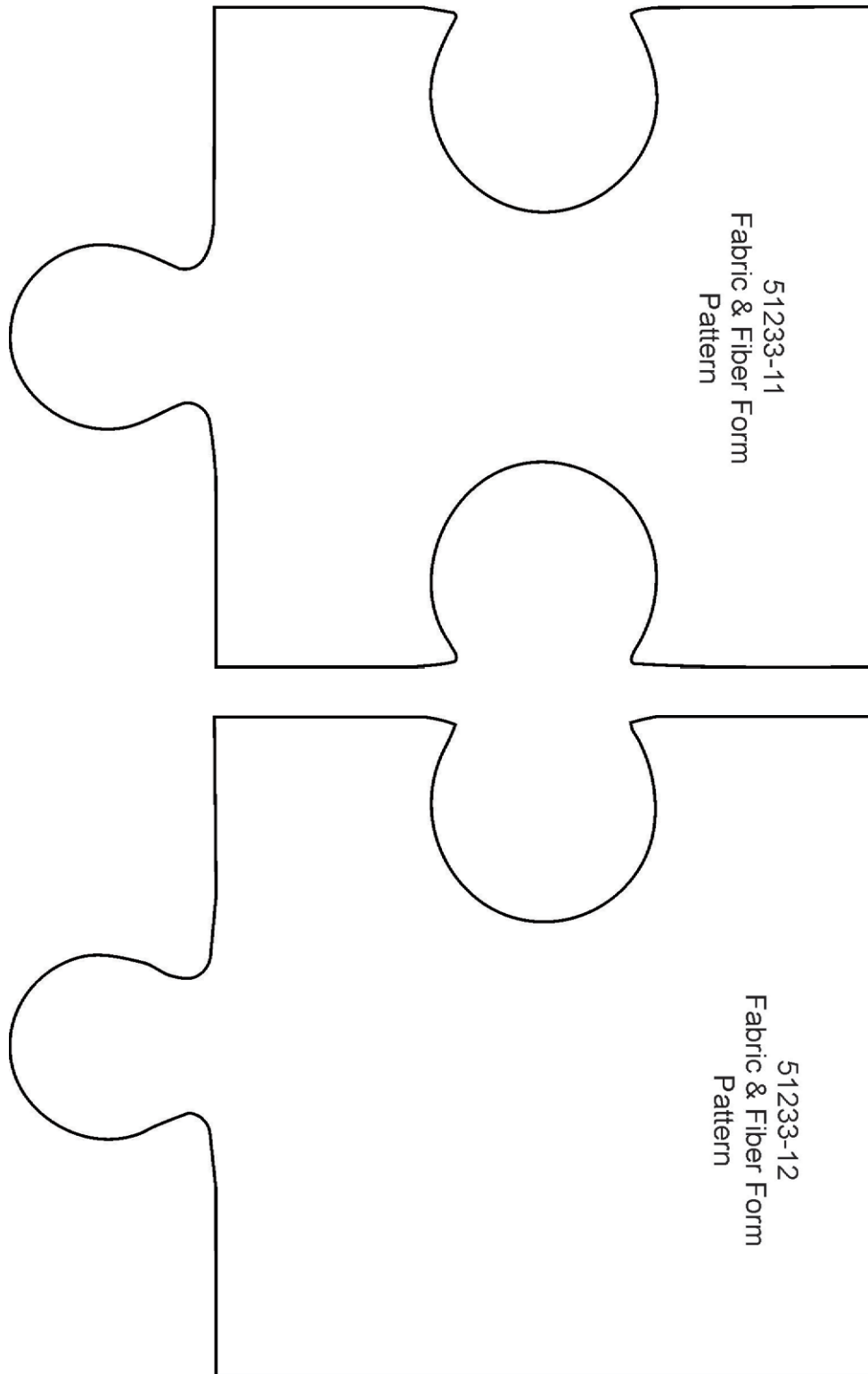




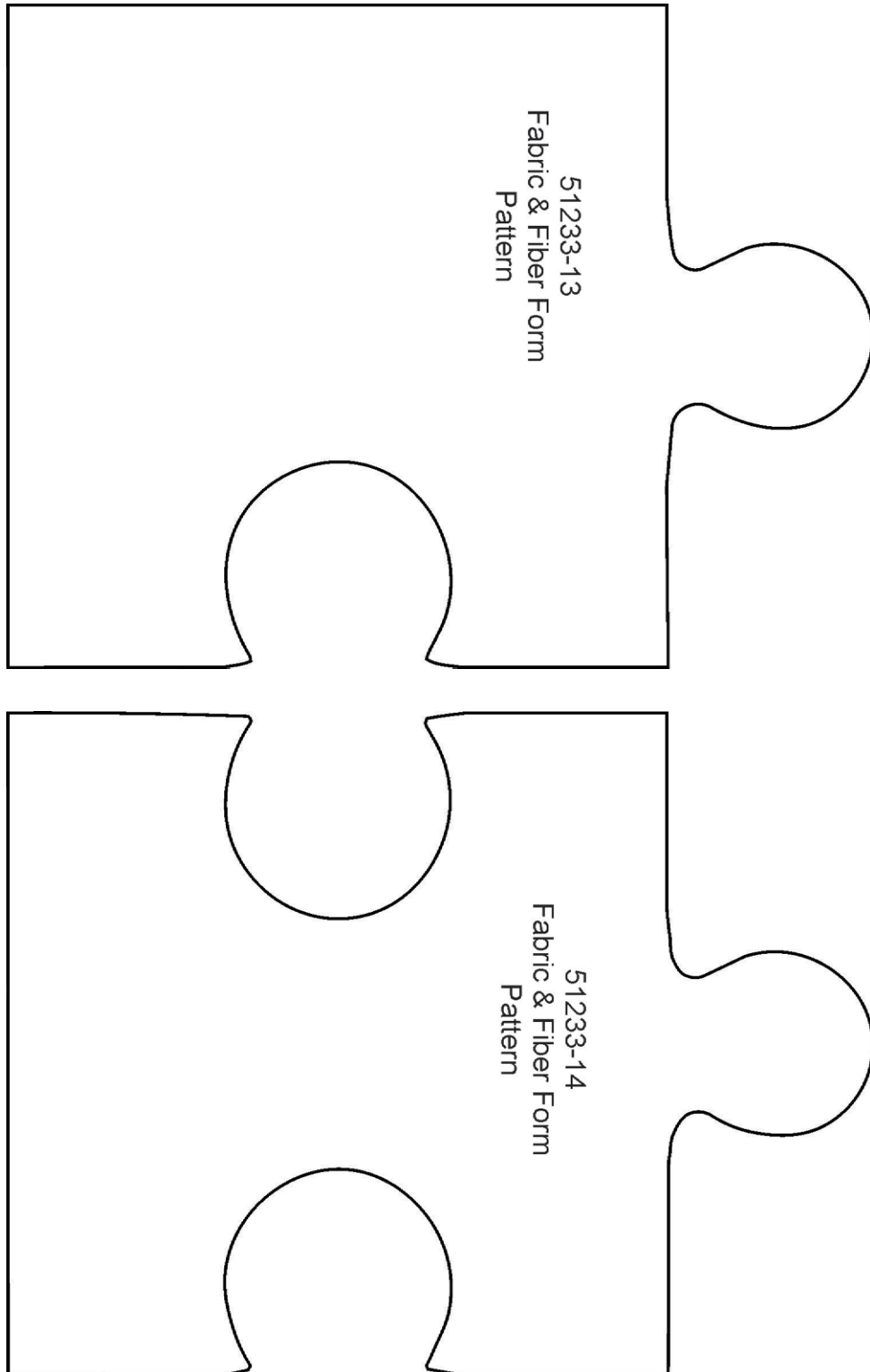
# MIRRORED PATTERNS



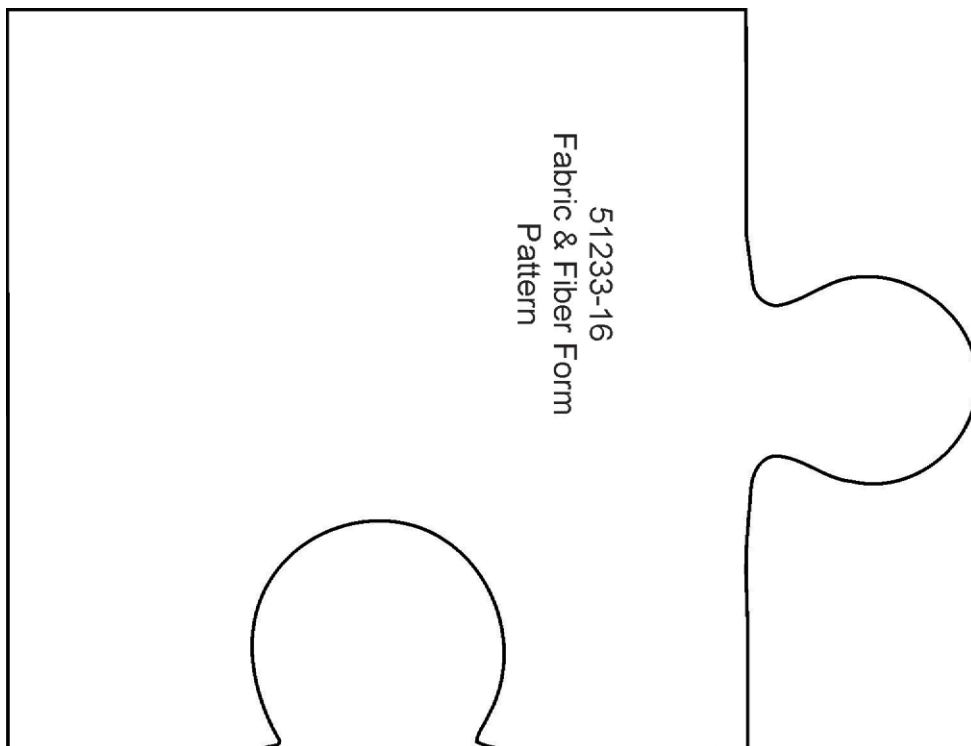
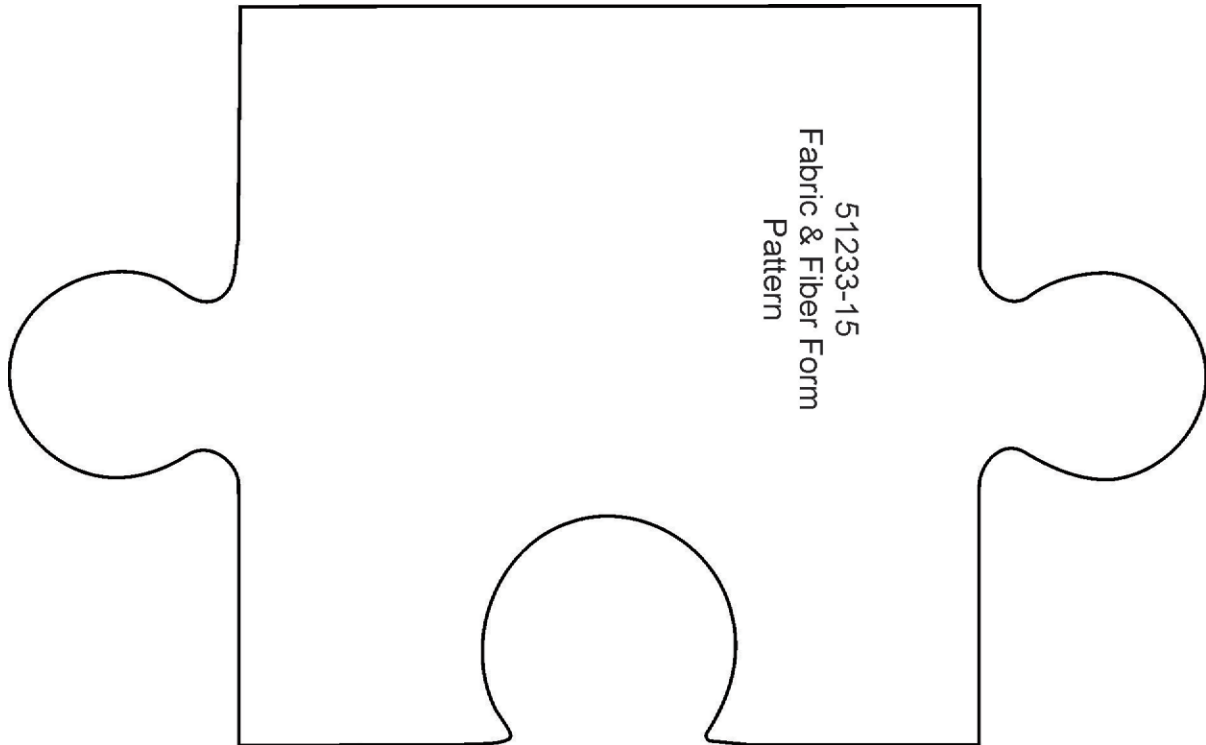
# MIRRORED PATTERNS



# MIRRORED PATTERNS

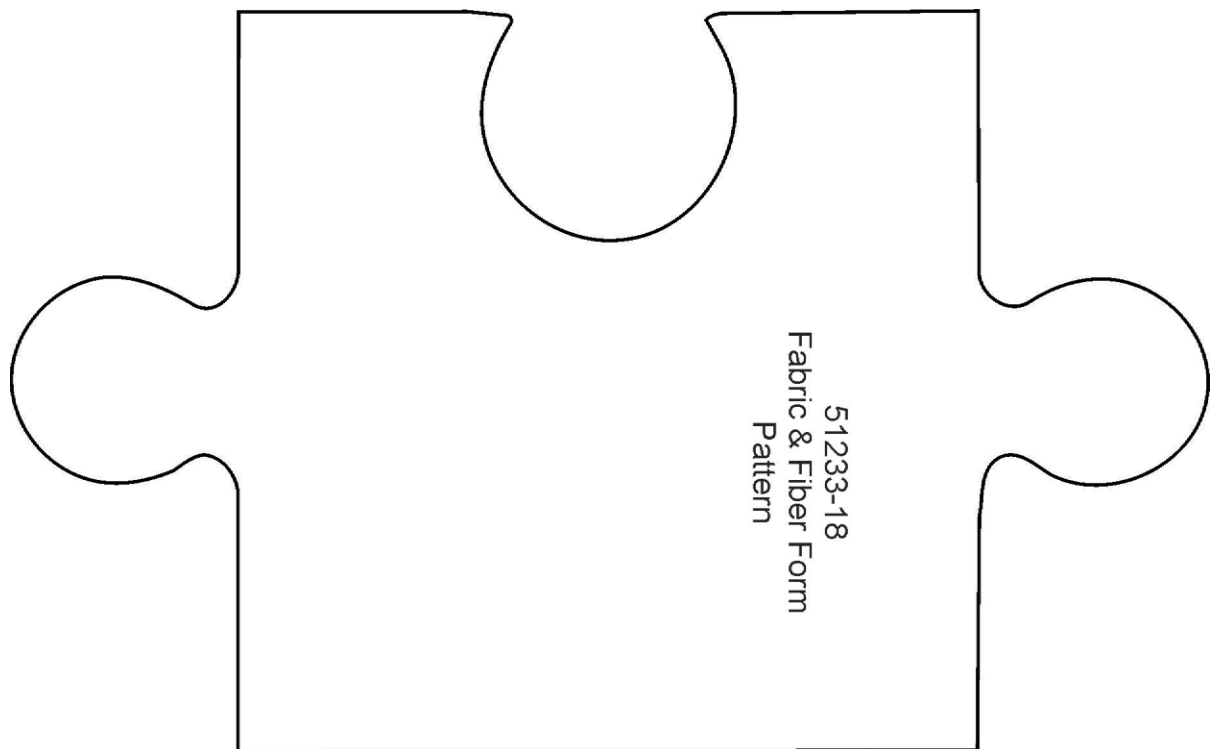
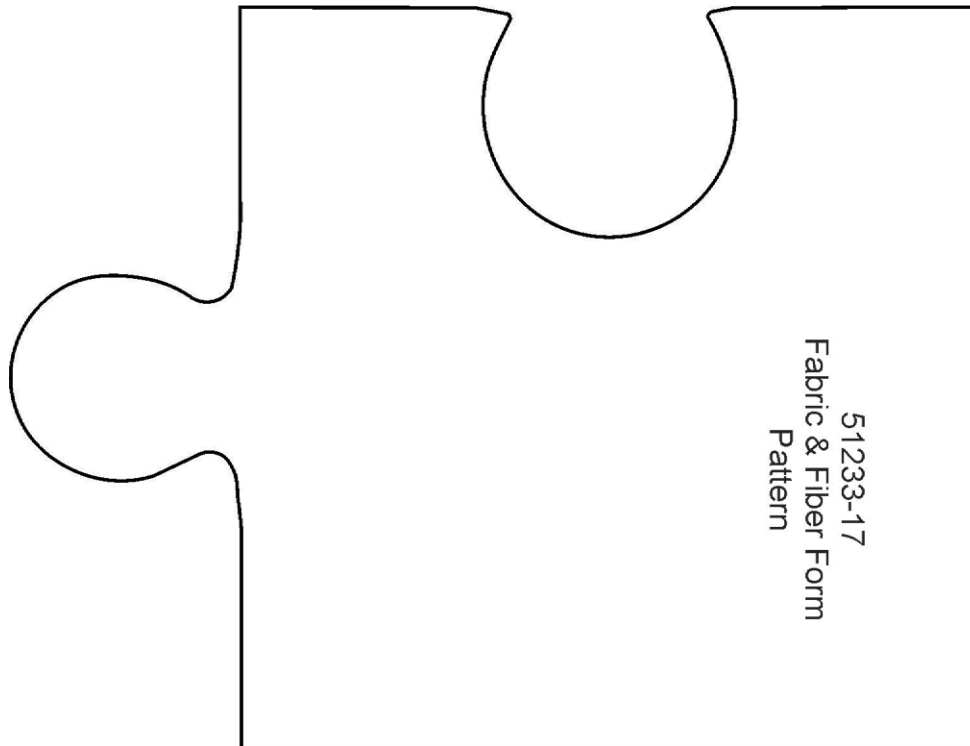


# MIRRORED PATTERNS

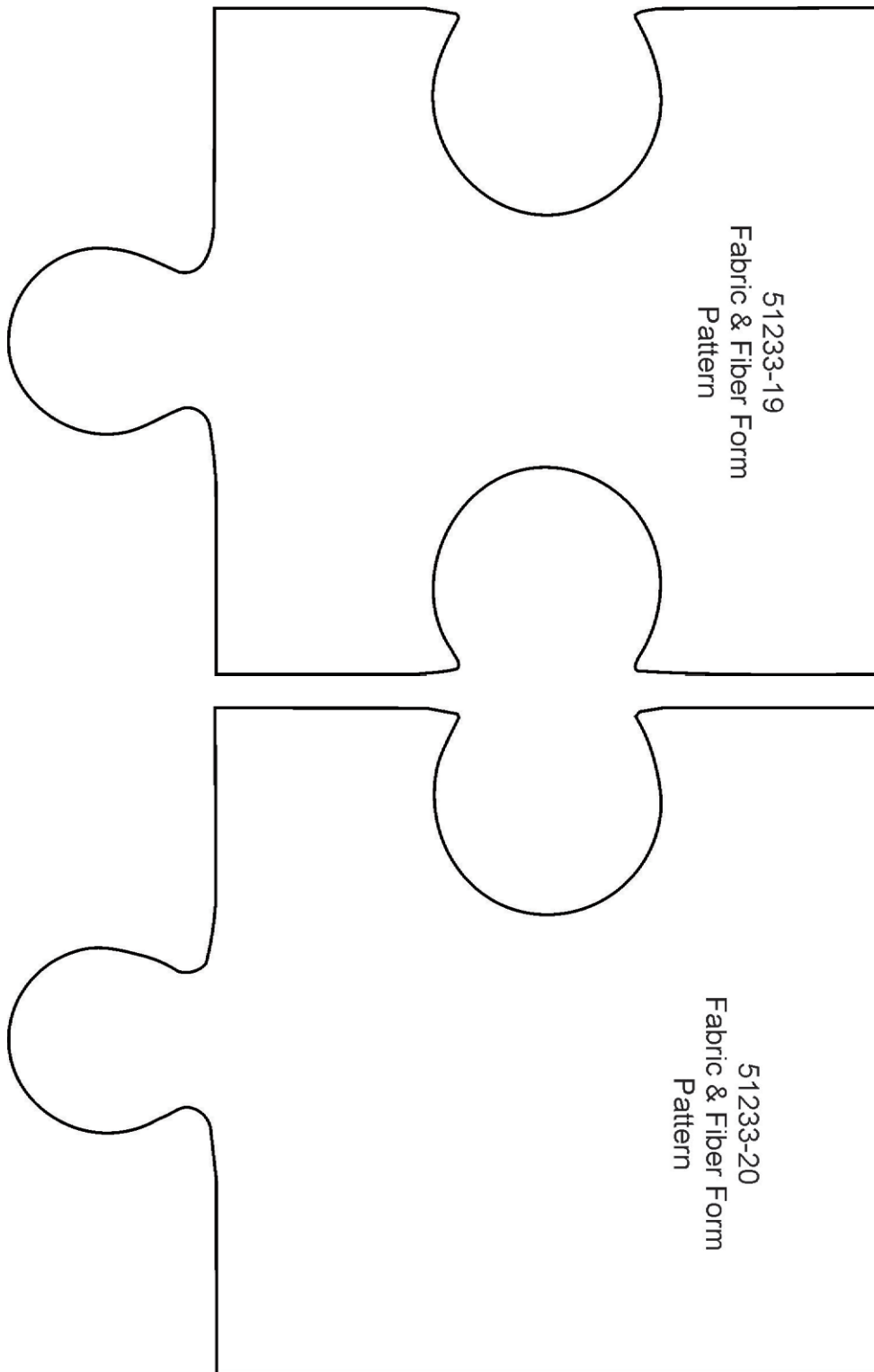




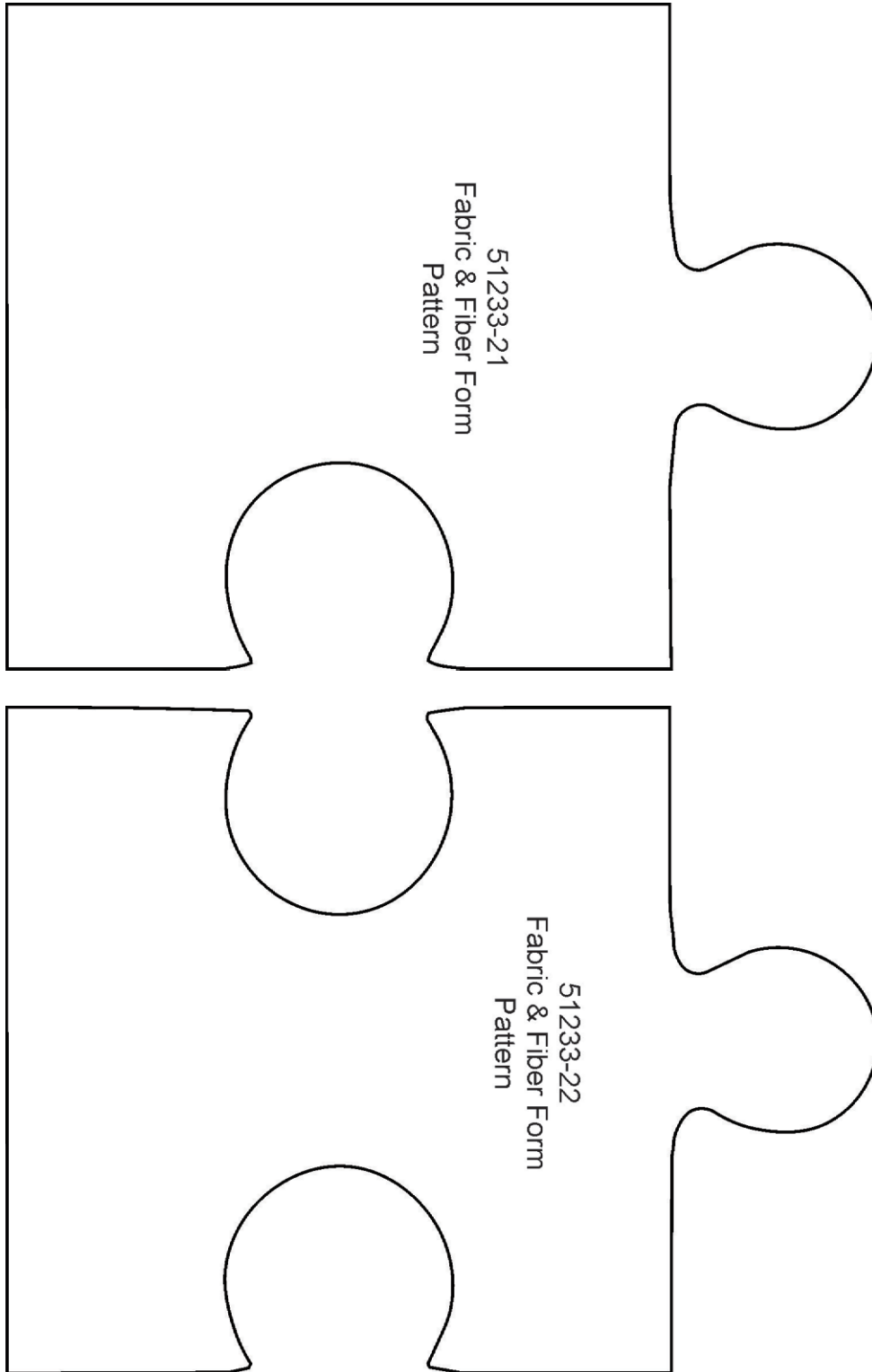
# MIRRORED PATTERNS



# MIRRORED PATTERNS



# MIRRORED PATTERNS



# MIRRORED PATTERNS

