
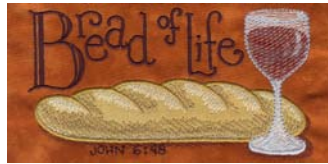


Note: Some designs in this collection may have been created using unique special stitches and/or techniques. To preserve design integrity when rescaling or rotating designs in your software, always rescale or rotate designs using the handles directly on-screen.




**CC06201 Alpha and Omega**  
2.99 X 3.00 in.  
75.95 X 76.20 mm  
8,419 St.



**CC06202 Bread of Life**  
3.00 X 6.00 in.  
76.20 X 152.40 mm  
14,930 St. **L**



**CC06203 Creator of All Things**  
4.00 X 4.50 in.  
101.60 X 114.30 mm  
20,994 St.



**CC06204 Deliverer**  
4.52 X 5.19 in.  
114.81 X 131.83 mm  
19,632 St. **L**




**CC06205 Everlasting Father**  
4.50 X 4.50 in.  
114.30 X 114.30 mm  
20,175 St.



**CC06206 Friend**  
2.75 X 4.71 in.  
69.85 X 119.63 mm  
13,950 St.



**CC06207 Good Shepherd**  
3.15 X 4.15 in.  
80.01 X 105.41 mm  
16,898 St.



**CC06208 Healer**  
4.25 X 4.00 in.  
107.95 X 101.60 mm  
12,606 St.



**CC06209 King of Kings**  
4.49 X 3.00 in.  
114.05 X 76.20 mm  
11,156 St.



**CC06210 Immanuel**  
4.50 X 5.00 in.  
114.30 X 127.00 mm  
21,724 St.



**CC06211 Lion of Judah**  
2.62 X 4.13 in.  
66.55 X 104.90 mm  
19,432 St.




**CC06212 Jesus Christ Our Lord**  
1.00 X 4.25 in.  
25.40 X 107.95 mm  
4,681 St. **S**

- ⌘ Design contains a loose fill.
- ⚙ Some white areas shown are not stitched.

- L** Design is larger than 5" (127 mm) in either direction.
- S** Design is smaller than 1.5" (38.1 mm) in either direction.

Note: Some designs in this collection may have been created using unique special stitches and/or techniques. To preserve design integrity when rescaling or rotating designs in your software, always rescale or rotate designs using the handles directly on-screen.




**CC06213 One God**  
2.50 X 2.49 in.  
63.50 X 63.25 mm  
6,200 St.



**CC06214 Prince of Peace**  
3.25 X 4.00 in.  
82.55 X 101.60 mm  
10,336 St.



**CC06215 Unquenchable Love**  
2.49 X 3.99 in.  
63.25 X 101.35 mm  
16,430 St.



**CC06216 Light of the World**  
3.00 X 3.50 in.  
76.20 X 88.90 mm  
11,966 St.



**CC06217 Bright Morning Star**  
3.31 X 6.00 in.  
84.07 X 152.40 mm  
19,908 St. **L**



**CC06218 Name Above**  
1.00 X 4.85 in.  
25.40 X 123.19 mm  
3,595 St. **S**




**CC06219 all Names**  
1.00 X 3.65 in.  
25.40 X 92.71 mm  
2,864 St. **S**




**CC06220 Savior**  
2.50 X 4.00 in.  
63.50 X 101.60 mm  
6,451 St.



**CC06221 Upholder of All Things**  
2.75 X 4.00 in.  
69.85 X 101.60 mm  
11,706 St.



**CC06222 The True Vine**  
2.99 X 4.00 in.  
75.95 X 101.60 mm  
14,786 St.



**CC06223 Risen Lord**  
3.23 X 4.11 in.  
82.04 X 104.39 mm  
14,920 St.



**CC06224 Yahweh**  
3.25 X 1.50 in.  
82.55 X 38.10 mm  
3,366 St.

- ⌘ Design contains a loose fill.
- ⚙ Some white areas shown are not stitched.

- L** Design is larger than 5" (127 mm) in either direction.
- S** Design is smaller than 1.5" (38.1 mm) in either direction.


Note: Some designs in this collection may have been created using unique special stitches and/or techniques. To preserve design integrity when rescaling or rotating designs in your software, always rescale or rotate designs using the handles directly on-screen.



**CC06225 Truth**  
2.50 X 3.50 in.  
63.50 X 88.90 mm  
8,898 St.



**CC06226 Word of Life**  
2.00 X 6.50 in.  
50.80 X 165.10 mm  
9,909 St. **L**






**CC06227 Exalted One**  
3.10 X 4.98 in.  
78.74 X 126.49 mm  
10,292 St.



**CC06228 King of Zion**  
3.50 X 3.00 in.  
88.90 X 76.20 mm  
7,957 St.

## CUT IN PLACE APPLIQUÉ

1. Hoop your fabric and backing.
2. Sew the pattern/placement. **PHOTO 1**
3. Place a piece of appliqué fabric over the pattern/placement so that it is completely covered.
4. Sew the trim stitch/tackdown.
5. Carefully cut away the excess appliqué fabric. **PHOTO 2**
6. Sew the remainder of the design and repeat for any remaining pieces. **PHOTO 3**



Design contains a loose fill.  
 Some white areas shown are not stitched.

**L** Design is larger than 5" (127 mm) in either direction.  
**S** Design is smaller than 1.5" (38.1 mm) in either direction.



# NAME ABOVE ALL NAMES QUILT BY KRISTA HAMRICK

## PACK 61062 • 28 DESIGNS

Listings below indicate color sample, stitching order and suggested thread color number in Isacord, YLI Fine Metallic, Yenmet or YLI Variegated threads.

### CC06201 Alpha and Omega

- 1. Letters .....0020
- 2. Shadows Behind Symbols .....0945
- 3. Symbols .....0822
- 4. Symbols Highlights .....0704
- 5. Symbols Highlights .....0270
- 6. Seam Stitch  
(Match Background Fabric).....0000

### CC06202 Bread of Life

- 1. Shadow .....1344
- 2. Appliqué Placement Stitch .....0020
- 3. Appliqué Cut Line & Tackdown .....4174
- 4. Bread Shading .....0552
- 5. Bread Highlights .....0270
- 6. Bread Cover Stitch .....0822
- 7. Wine .....1543
- 8. Wine Shading .....1514
- 9. Glass .....0101
- 10. Glass Shading .....4071
- 11. Glass Outlines .....3750
- 12. Letters .....2336
- 13. Seam Stitch  
(Match Background Fabric).....0000

### CC06203 Creator of All Things

- 1. Appliqué Placement Stitch .....0020
- 2. Appliqué Cut Line & Tackdown .....4174
- 3. Hands .....1140
- 4. Hands Shading .....0552
- 5. Green Land on Earth & Appliqué  
Cover Stitch .....5833
- 6. Earth Shading & Appliqué Cover Stitch .....3732
- 7. Hand Highlights & Cuffs .....0270
- 8. Green Highlights on Earth .....0352
- 9. Metal Handle on Paint Brush .....0131
- 10. Paint Brush Bristles .....0941
- 11. Hands Shading, Hands & Cuffs  
Outlines .....0822
- 12. Paint Brush Handle .....1344
- 13. Cuff & Brush Highlights .....0015
- 14. Letters .....3732
- 15. Paint Brush Bristles Outlines .....0020
- 16. Seam Stitch  
(Match Background Fabric).....0000

### CC06204 Deliverer

- 1. Cross Appliqué Placement Stitch .....0020
- 2. Cross Appliqué Cut Line & Tackdown .....4174
- 3. Cross Shading .....0941
- 4. Cross Appliqué Cover Stitch & Scarf .....0270
- 5. Scarf Shading .....1140
- 6. Far Away Hills .....0352
- 7. Stripe on Far Away Hills, Clouds .....0015
- 8. Grass .....5531
- 9. Hill Appliqué Placement Stitch .....0020
- 10. Hill Appliqué Cut Line & Tackdown .....4174
- 11. Hill Appliqué Cover Stitch, Hills  
Shading & Outlines .....5833
- 12. Person .....0660
- 13. Person & Scarf Shading & Outlines .....0822
- 14. Cloud Outlines .....3750
- 15. Letters .....5866
- 16. Seam Stitch  
(Match Background Fabric).....0000

### CC06205 Everlasting Father

- 1. Shadow .....1543
- 2. Ribbon .....0704
- 3. Ribbon Shading .....0822
- 4. Ribbon Shading .....0941
- 5. Ribbon Highlights & Edge .....0270
- 6. Letters .....2336
- 7. Seam Stitch .....0000

### CC06206 Friend

- 1. Hair .....0945
- 2. Cross .....0941
- 3. Cross & Hair Shading .....1154
- 4. Cross Highlights .....0552
- 5. Sleeve Appliqué Placement Stitch .....0020
- 6. Sleeve Appliqué Cut Line & Tackdown .....4174
- 7. Sleeve Shading .....4071
- 8. Sleeve Cover Stitch .....0131
- 9. Robe Appliqué Placement Stitch .....0020
- 10. Robe Appliqué Cut Line & Tackdown .....4174
- 11. Robe Appliqué Shading & Cover Stitch .....0822
- 12. Cross & Hair Shading & Outlines .....1776
- 13. Robe Highlights .....0270
- 14. Thorns .....0552
- 15. Letters .....0941
- 16. Seam Stitch  
(Match Background Fabric).....0000

### CC06207 Good Shepherd

- 1. Lamb Face, Ears & Feet .....0111
- 2. Lamb Face, Ears & Feet Shading .....0132
- 3. Appliqué Placement Stitches .....0020
- 4. Appliqué Cut Lines & Tackdowns .....4174
- 5. Sleeve .....0660
- 6. Sleeve Shading & Hand .....1140
- 7. Cuff .....0704
- 8. Cuff Shading & Outlines, Appliqué  
Cover Stitch .....0822
- 9. Lamb Face, Ears & Feet Shading  
& Outlines .....0020
- 10. Lamb Face, Ears & Feet Highlights .....0131
- 11. Letters .....4174
- 12. Seam Stitch  
(Match Background Fabric).....0000

### CC06208 Healer

- 1. Heart Shadow .....1543
- 2. Heart Appliqué Placement Stitch .....0020
- 3. Heart Appliqué Cut Line & Tackdown .....4174
- 4. Heart Shading .....0552
- 5. Ribbon Appliqué Placement Stitch .....0020
- 6. Ribbon Appliqué Cut Line & Tackdown .....4174
- 7. Heart Details & Cover Stitch .....0822
- 8. Letters .....2336
- 9. Seam Stitch  
(Match Background Fabric).....0000

### CC06209 King of Kings

- 1. Appliqué Placement Stitches .....0020
- 2. Appliqué Cut Lines & Tackdowns .....4174
- 3. Side Crowns Cover Stitches & Shading .....1514
- 4. Center Crown Shading .....0552
- 5. Center Crown Cover Stitch & Cross .....0822
- 6. Green Jewels .....5833
- 7. Blue Jewels .....3750
- 8. Cross Outlines .....0941
- 9. Red Jewels .....1514
- 10. Highlights .....0270
- 11. Letters .....2336
- 12. Seam Stitch  
(Match Background Fabric).....0000

### CC06210 Immanuel

- 1. Appliqué Placement Stitch .....0020
- 2. Appliqué Cut Line & Tackdown .....4174
- 3. Joseph's Clothing .....5531
- 4. Joseph's Clothing .....0352
- 5. Joseph's Clothing Shading .....5833
- 6. Skin .....1140
- 7. Cuffs & Halo .....0704
- 8. Mary's Hair .....0822
- 9. Blanket & Halo .....0660
- 10. Mary's Clothing .....4071
- 11. Mary's Clothing .....3750
- 12. Appliqué Cover Stitch & Stained  
Glass Outlines .....0132
- 13. Letters .....5866
- 14. Seam Stitch  
(Match Background Fabric).....0000

### CC06211 Lion of Judah

- 1. Appliqué Placement Stitch .....0020
- 2. Appliqué Cut Line & Tackdown .....4174
- 3. Mane .....0941
- 4. Inside Ear .....1140
- 5. Mane Shading .....1154
- 6. Mane & Face Shading .....0552
- 7. Mane & Face Shading & Outlines .....0945
- 8. Letters .....2336
- 9. Seam Stitch  
(Match Background Fabric).....0000

### CC06212 Jesus Christ Our Lord

- 1. Letters .....5866
- 2. Seam Stitch  
(Match Background Fabric).....0000

### CC06213 One God

- 1. Shadow .....1154
- 2. Shadow .....0945
- 3. Rings .....0822
- 4. Rings Shading .....0704
- 5. Rings Highlights .....0270
- 6. Letters .....4174
- 7. Seam Stitch  
(Match Background Fabric).....0000

It is a violation of Copyright law to make and distribute copies of software or artwork.

Software is licensed to the original purchaser for use at one location. ©2011 Krista Hamrick for use in home embroidery. All rights reserved.



# NAME ABOVE ALL NAMES QUILT BY KRISTA HAMRICK

## PACK 61062 • 28 DESIGNS

Listings below indicate color sample, stitching order and suggested thread color number in Isacord, YLI Fine Metallic, Yenmet or YLI Variegated threads.

### CC06214 Prince of Peace

- 1. Leaf .....5833
- 2. Leaf Outlines .....5866
- 3. Leaf Highlights .....0352
- 4. Appliqué Placement Stitch .....0020
- 5. Appliqué Cut Line & Tackdown .....4174
- 6. Dove Shading.....0552
- 7. Dove Highlights.....0270
- 8. Appliqué Cover Stitch.....0822
- 9. Letters .....3732
- 10. Seam Stitch  
(Match Background Fabric).....0000

### CC06215 Unquenchable Love

- 1. Smoke.....3750
- 2. Smoke Shading.....3842
- 3. Smoke Highlights .....4071
- 4. Smoke Outlines.....3732
- 5. Flames .....1010
- 6. Flames Highlights.....0704
- 7. Flame Outlines.....1335
- 8. Appliqué Placement Stitch .....0020
- 9. Appliqué Cut Line & Tackdown .....4174
- 10. Appliqué Cover Stitch & Shading.....1514
- 11. Heart Highlights.....0270
- 12. Letters .....2336
- 13. Seam Stitch  
(Match Background Fabric).....0000

### CC06216 Light of the World

- 1. Appliqué Placement Stitch .....0020
- 2. Appliqué Cut Line & Tackdown .....4174
- 3. Metallic Shimmer of Flame.....7008
- 4. Candle Holder & Halo Around Flame .....0822
- 5. Flame Shading & Candle Holder  
Highlights .....0704
- 6. Candle Holder Highlights, Candle  
& Halo Around Flame .....0270
- 7. Halo & Candle Holder Shading &  
Highlights .....0941
- 8. Letters .....0822
- 9. Seam Stitch  
(Match Background Fabric).....0000

### CC06217 Bright Morning Star

- 1. Appliqué Placement Stitch .....0020
- 2. Appliqué Cut Line & Tackdown .....4174
- 3. Star Shading .....0270
- 4. Star.....0640
- 5. Star Shading .....0704
- 6. Star Highlights.....0270
- 7. Star Outlines .....0822
- 8. Appliqué Cover Stitch.....0640
- 9. Letters .....3732
- 10. Seam Stitch  
(Match Background Fabric).....0000

### CC06218 Name Above

- 1. Letters .....4174
- 2. Seam Stitch  
(Match Background Fabric).....0000

### CC06219 all Names

- 1. Letters .....4174
- 2. Seam Stitch  
(Match Background Fabric).....0000

### CC06220 Savior

- 1. Appliqué Placement Stitch .....0020
- 2. Appliqué Cut Line & Tackdown .....4174
- 3. Cross Shading.....1154
- 4. Cross Shading.....0945
- 5. Cross Highlights .....1140
- 6. Appliqué Cover Stitch.....2336
- 7. Letters .....1543
- 8. Seam Stitch  
(Match Background Fabric).....0000

### CC06221 Upholder of All Things

- 1. Appliqué Placement Stitch .....0020
- 2. Appliqué Cut Line & Tackdown .....4174
- 3. Appliqué Cover Stitch & Earth Shading .3732
- 4. Clouds .....0101
- 5. Clouds Shading & Outlines .....3750
- 6. Hands .....1140
- 7. Hands Shading.....0552
- 8. Hands Outlines.....0822
- 9. Letters .....0832
- 10. Seam Stitch  
(Match Background Fabric).....0000

### CC06222 The True Vine

- 1. Leaves.....5833
- 2. Leaves Highlights.....0352
- 3. Vines .....5833
- 4. Leaves Outlines .....5866
- 5. Appliqué Placement Stitch .....0020
- 6. Appliqué Cut Line & Tackdown .....4174
- 7. Grapes Shading .....2764
- 8. Grapes Highlights.....3750
- 9. Grapes Cover Stitch.....2336
- 10. Letters .....1375
- 11. Seam Stitch  
(Match Background Fabric).....0000

### CC06223 Risen Lord

- 1. Hill .....5552
- 2. Hill Shading & Outlines .....5664
- 3. Tomb Door Appliqué Placement Stitch...0020
- 4. Tomb Door Appliqué Cut Line &  
Tackdown .....4174
- 5. Tomb Door Shading .....1776
- 6. Rocks .....0552
- 7. Rocks Shading .....0822
- 8. Grass Appliqué Placement Stitch.....0020
- 9. Grass Appliqué Cut Line & Tackdown ....4174
- 10. Grass Shading & tree.....5833
- 11. Tree Shading & Outlines, Grass  
Appliqué Cover Stitch.....5866
- 12. Tree Highlights .....0352
- 13. Rock Outlines & Tree Trunk .....0945
- 14. Letters .....1543
- 15. Seam Stitch  
(Match Background Fabric).....0000

### CC06224 Yahweh

- 1. Symbols .....1543
- 2. Letters .....2336
- 3. Seam Stitch  
(Match Background Fabric).....0000

### CC06225 Truth

- 1. Paper.....0270
- 2. Paper Shading .....0660
- 3. Paper Outlines .....0822
- 4. Appliqué Placement Stitch .....0020
- 5. Appliqué Cut Line & Tackdown .....4174
- 6. Book Shading & Appliqué Cover Stitch...0020
- 7. Bookmark .....1514
- 8. Bookmark Shading & Outlines .....1344
- 9. Cross .....0822
- 10. Cross Shading.....0660
- 11. Letters .....5866
- 12. Seam Stitch  
(Match Background Fabric).....0000

### CC06226 Word of Life

- 1. Appliqué Placement Stitch .....0020
- 2. Appliqué Cut Line & Tackdown .....4174
- 3. Paper Shading .....0270
- 4. Appliqué Cover Stitch & Pages Details...0552
- 5. Book Cover & Spine.....4174
- 6. Bookmark .....3750
- 7. Bookmark Shading.....3842
- 8. Bookmark Outlines.....3732
- 9. Cross .....0822
- 10. Letters .....2336
- 11. Seam Stitch  
(Match Background Fabric).....0000

### CC06227 Exalted One

- 1. Crosses .....1154
- 2. Crosses Highlights .....0552
- 3. Appliqué Placement Stitch .....0020
- 4. Appliqué Cut Line & Tackdown .....4174
- 5. Appliqué Cover Stitch & Cross Outlines..0945
- 6. Sun .....0704
- 7. Sun Shading & Outlines .....0941
- 8. Cloud Shadows .....0131
- 9. Clouds .....5552
- 10. Clouds Shading & Outlines .....5664
- 11. Letters .....1776
- 12. Seam Stitch  
(Match Background Fabric).....0000

### CC06228 King of Zion

- 1. Crown .....1154
- 2. Crown Shading.....0945
- 3. Crown Highlights & Thorns .....1140
- 4. Letters .....2336
- 5. Seam Stitch  
(Match Background Fabric).....0000

It is a violation of Copyright law to make and distribute copies of software or artwork.

Software is licensed to the original purchaser for use at one location. ©2011 Krista Hamrick for use in home embroidery. All rights reserved.

### SUPPLIES

- OESD Platinum Embroidery Collection #61062 Name Above All Names Quilt by Krista Hamrick
- Medium weight tear-away stabilizer
- ½ yard of several background fabrics to become the quilt “blocks”
- 1 yard of fabric for the quilt backing
- ⅓ yard gold fabric for sashing cut into (7) strips 1 ½" x width of fabric
- ¼ yard brown fabric for border cut into (2) strips 3 ½" x width of fabric
- ½ yard fabric for binding or 3 ½ yards of pre-made binding
- ⅛ yard or scraps of several fabrics for the applique design pieces
- 30" x 35" batting
- Temporary spray adhesive

### EMBROIDER AND PREPARE BLOCKS

1. Spray two hoop-sized pieces of medium weight tear-away stabilizer with temporary spray adhesive and apply to each other and to the wrong side of a hoop-sized piece of background fabric. Hoop the background fabric and stabilizer together.
2. Place the hoop on the machine and stitch the first embroidery design. The final color on each design is notated on the thread chart as “Seam Stitch”. This color change should be stitched in a thread color that will blend with the background fabric used for each design.
3. Remove the hoop from the machine and the fabric from the hoop.
4. Carefully trim all jump threads and gently remove excess stabilizer following the manufacturer’s instructions.
5. Repeat for all 28 embroidery files, applying applique fabric where required. (Refer to applique instructions if needed)
6. Note that designs CC06218 & CC06219 will be stitched together in a later step in order to create one large block, be sure these designs are embroidered on the same background fabric.
7. Turn each block over and trim to ¼" outside the seam stitch. **PHOTO 1**



**PHOTO 1**

It is a violation of Copyright law to make and distribute copies of software or artwork.

Software is licensed to the original purchaser for use at one location. ©2011 Krista Hamrick for use in home embroidery. All rights reserved.

### CONSTRUCTION OF BLOCKS

Because this is not a traditional quilt containing simple rows of blocks the assembly will require a bit of extra explaining. Rather than assembling rows we will assemble four quadrants. The embroidered squares contained in each quadrant are as follows:

#### Quadrant A

- 01 = CC06201 = Alpha & Omega = 3" x 3"
- 02 = CC06202 = Bread of Life = 6" x 3"
- 05 = CC06205 = Everlasting Father = 4.5" x 4.5"
- 06 = CC06206 = Friend = 4.5" x 2.5"
- 09 = CC06209 = King of Kings = 4.5" x 3"
- 10 = CC06210 = Immanuel = 4.5" x 5"

#### Quadrant C

- 13 = CC06213 = One God = 2.5" x 2.5"
- 14 = CC06214 = Prince of Peace = 3.25" x 4"
- 15 = CC06215 = Unquenchable Love = 2.5" x 4"
- 20 = CC06220 = Savior = 2.5" x 4"
- 21 = CC06221 = Upholder of All Things = 2.75" x 4"
- 22 = CC06222 = The True Vine = 3" x 4"
- 25 = CC06225 = Truth = 2.5" x 3.5"
- 26 = CC06226 = Word of Life = 6.5" x 2"

#### Quadrant B

- 03 = CC06203 = Creator of All Things = 4" x 4.5"
- 04 = CC06204 = Deliverer = 4.25" x 5"
- 07 = CC06207 = Good Shepherd = 4" x 3"
- 08 = CC06208 = Healer = 4.25" x 4"
- 11 = CC06211 = Lion of Judah = 4" x 2.5"
- 12 = CC06212 = Jesus Christ Our Lord = 4.25" x 1"

#### Quadrant D

- 16 = CC06216 = Light of the World = 3" x 3.5"
- 17 = CC06217 = Bright Morning Star = 3.25" x 6"
- 18 = CC06218 = Name Above = 1" x 3.65"
- 19 = CC06219 = all Names = 1" x 4.85"
- 23 = CC06223 = Risen Lord = 3" x 4"
- 24 = CC06224 = Yahweh = 3.25" x 1.5"
- 27 = CC06227 = Exalted One = 4.75" x 3"
- 28 = CC06228 = King of Zion = 3.5" x 3"



It is a violation of Copyright law to make and distribute copies of software or artwork.

Software is licensed to the original purchaser for use at one location. ©2011 Krista Hamrick for use in home embroidery. All rights reserved.

With right sides together and pressing seams as you go, use a 1/4" seam allowance, or simply stitch directly on top of the seam stitch that sewed last during the embroidery process and stitch together in the following order: (**NOTE:** After stitching each combination, square each block component by trimming excess sashing fabric even with embroidered blocks.)

<p><b>Quadrant A</b></p> <ul style="list-style-type: none"> <li>• 01 + sashing + 02, set aside</li> <li>• 05 + sashing + 09, set aside</li> <li>• 06 + sashing + 10, set aside</li> <li>• 05/09 combination + sashing + 06/10 combination</li> <li>• 01/02 combination + sashing + 05/06/09/10 combination</li> </ul>		
	4.5x1	

		<p><b>Quadrant B</b></p> <ul style="list-style-type: none"> <li>• 03 + sashing + 07 + sashing + 11, set aside</li> <li>• 04 + sashing + 08 + sashing + 12, set aside</li> <li>• 03/07/11 combination + sashing + 04/08/12 combination</li> </ul>



**Quadrant C**

- 13 + sashing + 20 + sashing + 25, set aside
- 14 + sashing + 15, set aside
- 21 + sashing + 22, set aside
- 14/15 combination + sashing + 21/22 combination + sashing + 26
- 13/20/25 combination + sashing + 14/15/21/22/26 combination

**Quadrant D**

- 16 + sashing + 23, set aside
- 17 + sashing + 24, set aside
- 18 + 19, set aside
- 27 + sashing + 28, set aside
- 16/23 combination + sashing + 17/24 combination + sashing + 18/19 combination
- 16/17/18/19/23/24 combination + sashing + 27/28 combination

### Combine Quadrants

- Quadrant A + sashing + Quadrant C = left side
- Quadrant B + sashing + Quadrant D = right side
- Left Side + sashing + Right Side = quilt center
- Add one more row of sashing to the top and bottom of the quilt center
- Add one more row of sashing to the left and right sides of the quilt center



### FINISHING

1. Sew the 3 1/2" border strips to the top and bottom of the quilt then to the sides of the quilt.
2. Place backing fabric right side down. Place batting down next and center the quilt top down last, right side up. You may use temporary spray adhesive when layering quilt to hold it in place while pinning if you wish.
3. Pin together and quilt as desired.
4. Trim batting and backing to the same size as the quilt top.
5. Bind the quilt using your favorite method.