



CC80501 Blossoming Heart Frame
3.78 X 3.30 in.
96.01 X 83.82 mm
17,102 St.




CC80502 Jackie's Heart
3.75 X 3.42 in.
95.25 X 86.87 mm
14,421 St.



CC80503 Dragonfly Heart
3.89 X 3.09 in.
98.81 X 78.49 mm
14,271 St.



CC80504 Dancing Butterfly Frame
2.82 X 3.75 in.
71.63 X 95.25 mm
16,380 St.



CC80505 Butterfly Frame
3.55 X 3.80 in.
90.17 X 96.52 mm
24,735 St.



CC80506 Enchanted Butterfly
3.50 X 3.41 in.
88.90 X 86.61 mm
16,023 St.



CC80507 Christina's Butterfly
3.87 X 2.62 in.
98.30 X 66.55 mm
8,954 St.



CC80508 Sapphire Flutterby
2.25 X 1.91 in.
57.15 X 48.51 mm
5,727 St.



CC80509 Karly's Flower and Butterfly
1.48 X 2.15 in.
37.59 X 54.61 mm
3,980 St. S



CC80510 Blooming Butterfly
3.75 X 2.93 in.
95.25 X 74.42 mm
19,238 St.



CC80511 Jackie's Flutterby
2.65 X 2.88 in.
67.31 X 73.15 mm
10,428 St.



CC80512 Indigo Butterfly
2.83 X 2.61 in.
71.88 X 66.29 mm
11,312 St.



CC80513 Dina's Flutterby
2.21 X 1.86 in.
56.13 X 47.24 mm
5,144 St.



CC80514 Amethyst Butterfly
2.21 X 1.73 in.
56.13 X 43.94 mm
4,382 St.



CC80515 Summer Butterfly
2.21 X 2.75 in.
56.13 X 69.85 mm
7,287 St.



CC80516 Soaring Colors
2.21 X 1.78 in.
56.13 X 45.21 mm
3,619 St.



CC80517 Baby Indigo Butterfly
2.25 X 1.37 in.
57.15 X 34.80 mm
2,009 St. S



CC80518 Itsy Bitsy Butterfly
2.21 X 1.43 in.
56.13 X 36.32 mm
1,917 St. S



CC80519 Gabriel's Butterfly
2.21 X 2.37 in.
56.13 X 60.20 mm
2,568 St.



CC80520 Lavender Butterfly
3.14 X 2.14 in.
79.76 X 54.36 mm
8,519 St.



CC80521 Butterfly Fluttering by
2.85 X 2.33 in.
72.39 X 59.18 mm
9,250 St.



CC80522 Scarlet Flutterby
2.94 X 3.37 in.
74.68 X 85.60 mm
9,738 St.



CC80523 Lovers
2.96 X 2.91 in.
75.18 X 73.91 mm
5,864 St.



CC80524 Messenger of Love
2.50 X 2.02 in.
63.50 X 51.31 mm
3,495 St.



CC80525 Bejewelled Hummingbird
2.50 X 2.92 in.
63.50 X 74.17 mm
5,121 St.



CC80526 Baby Hummingbird
1.77 X 1.99 in.
44.96 X 50.55 mm
3,180 St.



CC80527 Saffron Hummingbird
1.94 X 2.24 in.
49.28 X 56.90 mm
3,428 St.



CC80528 Kissing Hummingbirds
2.65 X 3.13 in.
67.31 X 79.50 mm
4,829 St.



CC80529 Baby Butterfly
2.21 X 1.65 in.
56.13 X 41.91 mm
3,295 St.



CC80530 Richard's Dragonfly
1.75 X 1.50 in.
44.45 X 38.10 mm
3,055 St.



Laurel Burch

CC80521 Butterfly
Fluttering by
2.85 X 2.33 in.
72.39 X 59.18 mm
9,250 St.



Laurel Burch

CC80522 Scarlet Flutterbye
2.94 X 3.37 in.
74.68 X 85.60 mm
9,738 St.



Laurel Burch

CC80523 Lovers
2.96 X 2.91 in.
75.18 X 73.91 mm
5,864 St.



Laurel Burch

CC80524 Messenger of Love
2.50 X 2.02 in.
63.50 X 51.31 mm
3,495 St.



Laurel Burch

CC80525 Bejewelled
Hummingbird
2.50 X 2.92 in.
63.50 X 74.17 mm
5,121 St.



Laurel Burch

CC80526 Baby
Hummingbird
1.77 X 1.99 in.
44.96 X 50.55 mm
3,180 St.



Laurel Burch

CC80527 Saffron
Hummingbird
1.94 X 2.24 in.
49.28 X 56.90 mm
3,428 St.




Laurel Burch

CC80528 Kissing
Hummingbirds
2.65 X 3.13 in.
67.31 X 79.50 mm
4,829 St.



Laurel Burch

CC80529 Baby Butterfly
2.21 X 1.65 in.
56.13 X 41.91 mm
3,295 St.



Laurel Burch

CC80530 Richard's
Dragonfly
1.75 X 1.50 in.
44.45 X 38.10 mm
3,055 St.



Laurel Burch

CC80531 Dawn Dragonfly
1.64 X 1.57 in.
41.66 X 39.88 mm
2,314 St.



Laurel Burch

CC80532 Morning Butterfly
1.72 X 1.53 in.
43.69 X 38.86 mm
2,854 St.



Laurel Burch

CC80533 Baby Dragonfly
2.25 X 1.72 in.
57.15 X 43.69 mm
2,709 St.



Laurel Burch

CC80534 Magical Dragonfly
2.34 X 2.21 in.
59.44 X 56.13 mm
5,437 St.



Laurel Burch

CC80535 Spring Dragonfly
3.14 X 1.80 in.
79.76 X 45.72 mm
5,759 St.



Laurel Burch

CC80536 Jewelled
Dragonfly
3.66 X 2.98 in.
92.96 X 75.69 mm
11,596 St.



Laurel Burch

CC80537 Posie
2.21 X 2.44 in.
56.13 X 61.98 mm
5,128 St.



Laurel Burch

CC80538 Wild Flower
2.21 X .92 in.
56.13 X 23.37 mm
14 St. S



Laurel Burch

CC80539 Sweet Blossom
1.72 X 1.75 in.
43.69 X 44.45 mm
3,977 St.



Laurel Burch

CC80540 Dragonfly Outline
3.83 X 2.56 in.
97.28 X 65.02 mm
3,970 St.

L Design is larger than 5" (127 mm) in either direction.
S Design is smaller than 1.5" (38.1 mm) in either direction.



Laurel Burch

CC80541 Butterfly Outline
2.21 X 2.64 in.
56.13 X 67.06 mm
2,471 St.



Laurel Burch

CC80542 Dragonfly Outline
3.89 X 3.56 in.
98.81 X 90.42 mm
5,273 St.



Laurel Burch

CC80543 Butterfly Outline
3.51 X 2.96 in.
89.15 X 75.18 mm
4,613 St.



Laurel Burch

CC80544 Hummingbird
Outline
2.90 X 3.62 in.
73.66 X 91.95 mm
2,935 St.



Laurel Burch

CC80545 Butterfly Bliss
3.45 X 2.88 in.
87.63 X 73.15 mm
21,854 St.



Laurel Burch

CC80546 Dragonfly Square
3.48 X 2.97 in.
88.39 X 75.44 mm
21,293 St.



Laurel Burch

CC80547 Kaytie's
Hummingbirds
3.48 X 2.83 in.
88.39 X 71.88 mm
17,867 St.



Laurel Burch

CC80548 Julia's Butterfly
4.16 X 2.14 in.
105.66 X 54.36 mm
9,547 St.



Laurel Burch

CC80549 Hummingbird
Heart
5.35 X 4.62 in.
135.89 X 117.35 mm
24,667 St. L



Laurel Burch

CC80550 Flower and
Hummingbird
3.79 X 4.65 in.
96.27 X 118.11 mm
14,732 St.



Laurel Burch

CC80551 Finding Nector
5.00 X 5.04 in.
127.00 X 128.02 mm
14,813 St. L

L Design is larger than 5" (127 mm) in either direction.
S Design is smaller than 1.5" (38.1 mm) in either direction.

Listings below indicate color sample, stitching order and suggested thread color number, Yenmet or YLI Variegated threads.

CC80501 Blossoming Heart Frame

- 1. Flowers..... 3110
- 2. Flowers..... 3901
- 3. Flowers..... 3522
- 4. Flowers & Hummingbird 2520
- 5. Flowers & Hummingbird 2830
- 6. Flowers & Hummingbird Shading.....2905
- 7. Flowers & Hummingbird Shading.....2320
- 8. Flowers & Hummingbird 1300
- 9. Flowers & Hummingbird Shading.....1301
- 10. Flowers & Beak..... 0904
- 11. Flower Highlights & Beak.....0506
- 12. Leaves.....5912
- 13. Leaves & Leaves Shading.....5422
- 14. Hummingbird Shading & Heart.....1911
- 15. Eye.....0020
- 16. Signature.....0020

CC80502 Jackie's Heart

- 1. Leaves..... 0506
- 2. Dragonfly, Leaf & Flower.....3815
- 3. Leaves..... 5912
- 4. Dragonfly Tail & Flower. 2920
- 5. Dragonfly Body & Flower Highlights.....3045
- 6. Dragonfly, Leaf & Flower Highlights..... 3901
- 7. Dragonfly & Flower Shading.....3522
- 8. Flowers.....2504
- 9. Flower Shading, Flower Center & Leaf.....0904
- 10. Leaf, Dragonfly Tail & Flower.....1913
- 11. Dragonfly & Leaves..... 5613
- 12. Leaves.....5422
- 13. Flower Highlights.....2640
- 14. Dragonfly Tail.....2905
- 15. Leaves.....4610
- 16. Outlines.....0020
- 17. Spots on Dragonfly.....1300
- 18. White Detail.....0015
- 19. Signature.....0020

CC80503 Dragonfly Heart

- 1. Leaves..... 0506
- 2. Leaves & Dragonfly..... 5912
- 3. Leaves, Leaves Shading & Dragonfly...5515
- 4. Dragonfly, Leaves & Flowers.....3901
- 5. Flower Shading.....3522
- 6. Dragonfly Body & Flowers.....2721
- 7. Dragonfly Body Shading & Flower.....2905
- 8. Dragonfly Wings, Flower Centers & Flower.....0904
- 9. Dragonfly Wings & Flowers Shading.....1301
- 10. Dragonfly Wings & Flower Highlights.....1300
- 11. Flowers.....2504
- 12. Flowers Shading.....2711
- 13. Outlines.....0020
- 14. Signature.....0020

CC80504 Dancing Butterfly Frame

- 1. Leaves..... 5912
- 2. Leaves Shading.....5515
- 3. Leaves Shading.....5326
- 4. Flowers & Butterfly Wings.....3901
- 5. Flowers & Butterfly Wings.....3522
- 6. Flowers & Butterfly.....2504
- 7. Flowers & Butterfly Shading.....2715
- 8. Flower, Flower Center & Butterfly Wing.....0506
- 9. Flowers.....1301
- 10. Flower Centers & Butterfly.....1300
- 11. Flower Details & Butterflies.....0904
- 12. Flowers.....2920
- 13. Flowers, Butterfly & Butterfly Spots.....2900
- 14. Butterfly.....2912
- 15. Outlines.....0020
- 16. Spots.....5912
- 17. Detail.....0015
- 18. Signature.....0020

CC80505 Butterfly Frame

- 1. Butterfly Wings & Frame.....3901
- 2. Butterfly Wings, Wings Shading & Frame.....3522
- 3. Butterfly Wings & Frame.....2320
- 4. Butterfly Wings & Frame.....5912
- 5. Butterfly Wings & Frame.....2910
- 6. Butterfly Wings & Frame.....2715
- 7. Butterfly Wings & Frame.....5613
- 8. Butterfly Wings, Butterfly Bodies & Frame.....0506
- 9. Butterfly Wings, Bodies Shading & Frame.....0904
- 10. Wings Shading & Frame.....1301
- 11. Wings Shading & Frame.....1913
- 12. Wings & Frame Edges.....0015
- 13. Outlines.....0020
- 14. Spots on Butterfly.....0015
- 15. Signature.....0020

CC80506 Enchanted Butterfly

- 1. Butterfly Wings..... 0221
- 2. Butterfly Wings..... 2300
- 3. Butterfly Wings..... 0904
- 4. Wing Edges.....4220
- 5. Butterfly Wings.....5912
- 6. Stripes on Wing Edges... 0015
- 7. Butterfly Wings.....3815
- 8. Body.....3045
- 9. Body & Wings Detail.....4174
- 10. Triangles.....3815
- 11. Dots on Triangles.....0020
- 12. Outlines & Signature...0020

CC80507 Christina's Butterfly

- 1. Black Detail on Wings...0020
- 2. Turquoise Detail on Wings.....4423
- 3. Blue Detail on Wings.....3211
- 4. Pink on Wings.....2300
- 5. Purple on Wings.....2504
- 6. Green on Wings.....5510
- 7. White Detail & Antennae.....0015
- 8. Body.....0506
- 9. Body Shading.....0904
- 10. Outlines & Spots.....0020
- 11. Signature.....0020

CC80508 Sapphire Flutterbye

- 1. Butterfly Tail.....2920
- 2. Butterfly Tail Highlights...3040
- 3. Butterfly Tail Shading...3114
- 4. Wings & Circles on Tail. 3901
- 5. Wings.....5613
- 6. Wings Shading.....5422
- 7. Wings Shading.....3522
- 8. Butterfly Body.....0506
- 9. Outlines & Detail.....0020
- 10. Signature.....0020

CC80509 Karly's Flower and Butterfly

- 1. Leaves..... 5515
- 2. Leaves Shading.....5326
- 3. Flower.....2504
- 4. Flower.....2711
- 5. Flower Center.....2320
- 6. Butterfly Wings.....0506
- 7. Butterfly Wing Shading..0904
- 8. Butterfly Wing Shading..2320
- 9. Butterfly Body.....2721
- 10. Outlines.....0020
- 11. Signature.....0020

CC80510 Blooming Butterfly

- 1. Yellow Flowers and Flower Center.....0506
- 2. Light Blue Flowers and Wings.....3820
- 3. Dark Blue Flowers and Wings.....3901
- 4. Light Pink Flowers.....2650
- 5. Dark Pink Flowers and Flowers Shading.....2504
- 6. Flowers Shading.....2920
- 7. Leaves.....5515
- 8. Flower and Wings.....3522
- 9. Flower and Flower Shading.....0904
- 10. Wing and Body.....2905
- 11. Wing Edges, Flower and Body.....1800
- 12. Body.....3853
- 13. Outlines and Antennas 0020
- 14. Signature.....0020

CC80511 Jackie's Flutterbye

- 1. Green on Wings.....5515
- 2. Blue on Wings.....3901
- 3. Blue Shading on Wings. 3522
- 4. Green Highlights on Wings.....5912
- 5. Purple on Wings and Body.....2920
- 6. Purple Highlights and Dots on Wings.....2830
- 7. Purple Shading on Wings.....3114
- 8. Yellow on Wings.....0506
- 9. Orange Shading on Wings.....0904
- 10. Flowers.....2640
- 11. Flowers Shading.....2504
- 12. Outlines and Antennas 0020
- 13. Signature.....0020

CC80512 Indigo Butterfly

- 1. Light Blue on Wings.....3901
- 2. Dark Blue on Wings and Shading.....3522
- 3. Pink on Wings.....2220
- 4. Pink Shading on Wings. 2300
- 5. Purple on Wings.....2830
- 6. Purple Shading on Wings.....2920
- 7. Blue Grey on Wings.....3732
- 8. Circles and Body.....0506
- 9. Body.....1300
- 10. Circles and Body.....1900
- 11. Wing Detail.....4620
- 12. Outlines and Antennas 0020
- 13. Signature.....0020

CC80513 Dina's Flutterbye

- 1. Red on Wings.....1703
- 2. Purple on Wings.....2640
- 3. Wing Shading.....1911
- 4. Wing Shading.....2920
- 5. Circles.....0904
- 6. Body.....0506
- 7. Body.....5515
- 8. Wings Shading and Dots.....2900
- 9. Outlines and Antennas..0020
- 10. Signature.....0020

CC80514 Amethyst Butterfly

- 1. Purple on Wings.....2640
- 2. Wings Shading.....2810
- 3. Wings Shading.....2504
- 4. Blue on Wings.....3901
- 5. Wings Shading.....3522
- 6. Wings Highlights.....3040
- 7. Body.....0904
- 8. Body Shading.....1304
- 9. Outlines, Detail, Antennas.....0020
- 10. Detail on Wings.....1911
- 11. Signature.....0020

CC80515 Summer Butterfly

- 1. Light Purple on Wings...2830
- 2. Shading on Wings.....2920
- 3. Light Pink on Wings.....2640
- 4. Shading on Wings.....2504
- 5. Spots.....0506
- 6. Triangle Detail.....0904
- 7. Orange on Wings.....1725
- 8. Wing Shading.....1800
- 9. Body.....3901
- 10. Outlines, Detail, Antennas.....0020
- 11. Signature.....0020

Listings below indicate color sample, stitching order and suggested thread color number, Yenmet or YLI Variegated threads.

| | | | | |
|---------------------------------------------------------------------------------------------------------------------------------------------------------------------------------------------------------------------------------------------------------------------------------------------------------------------------------------------------------------------------------------------------------------------------------------------------------------------------------------------------------------------------------------------|---------------------------------------------------------------------------------------------------------------------------------------------------------------------------------------------------------------------------------------------------------------------------------------------------------------------------------------------------------------------------------------------------------------------------------------------------------------------------------------------------------|----------------------------------------------------------------------------------------------------------------------------------------------------------------------------------------------------------------------------------------------------------------------------------------------------------------------------------------------------------------------------------------------------------------------------------------------------------------------------------------------------------------------------------------------------------------------------------------------------------------------------------------------------------------------------------------------------------------------------------------------------------------------|-------------------------------------------------------------------------------------------------------------------------------------------------------------------------------------------------------------------------------------------------------------------------------------------------------------------------------------------------------------------------------------------------------------------------------------------------------------------------------------|--------------------------------------------------------------------------------------------------------------------------------------------------------------------------------------------------------------------------------------------------------------------------------------------------------------------------------------------------------------------------------------------------------------------------------------------------------------------------------------------------------------------------------------------------------------------------------------------------------------------|
| <p>CC80516 Soaring Colors</p> <p>1. Purple on Wings..... 2920 2. Wings Shading..... 2900 3. Blue on Wings..... 3901 4. Wing Shading..... 3522 5. Wing Detail..... 2504 6. Body..... 1900 7. Outlines and Antennas... 0020 8. Signature..... 0020</p> | <p>CC80517 Baby Indigo Butterfly</p> <p>1. Purple on Wings..... 2920 2. Shading on Wings..... 2900 3. Blue on Wings..... 3901 4. Shading on Wings..... 3522 5. Detail on Wings..... 4610 6. Body..... 1304 7. Body..... 1704 8. Outline and Signature... 0020</p> | <p>CC80518 Itsy Bitsy Butterfly</p> <p>1. Wing Edge..... 0506 2. Wing Edge Shading..... 0904 3. Wings..... 1701 4. Wings Shading..... 1903 5. Body..... 3901 6. Wing Shading..... 5613 7. Outlines, Antennas, Signature..... 0020</p> | <p>CC80519 Gabriel's Butterfly</p> <p>1. Wings Edges..... 2910 2. Wings Edges Shading... 3114 3. Wings..... 1900 4. Wing Shading..... 1912 5. Tail..... 5613 6. Wing Detail..... 0506 7. Body..... 4620 8. Tails..... 4610 9. Outlines and Antennas... 0020 10. Signature..... 0020</p> | <p>CC80520 Lavender Butterfly</p> <p>1. Light Purple on Wings... 3045 2. Wing Shading..... 2504 3. Turquoise Stripes..... 4610 4. Stripes Shading..... 3901 5. Yellow on Wings..... 0506 6. Purple on Wings..... 2721 7. Wing Shading..... 2905 8. Dots..... 0015 9. Dark Orange on Wings.. 1304 10. Light Orange on Wings 0904 11. Body..... 3901 12. Outlines, Detail, Antennas..... 0020 13. Signature..... 0020</p> |
| <p>CC80521 Butterfly Fluttering by</p> <p>1. Dots..... 2560 2. Dots and Wings..... 2300 3. Wings..... 2506 4. Square Detail on Wings 5230 5. Green on Wing Tail..... 5101 6. Yellow on Wings..... 0506 7. Wing Shading..... 1220 8. Body..... 4220 9. Body Shading..... 4423 10. Outlines..... 0020 11. Dots and Antennas..... 0015 12. Signature..... 0020</p> | <p>CC80522 Scarlet Flutterbye</p> <p>1. Blue on Wings..... 3901 2. Wings Shading..... 3522 3. Circles..... 2721 4. Circles..... 2920 5. Red on Wings..... 1703 6. Wing Shading..... 1911 7. Wings Edges and Body. 0506 8. Purple on Wings..... 2510 9. Spots..... 0015 10. Outlines, Spots, Antennas..... 0020 11. Signature..... 0020</p> | <p>CC80523 Lovers</p> <p>1. Hummingbird Tail..... 0015 2. Wings, Bodies, Tail..... 0506 3. Light Pink on Right Bird. 2520 4. Dark Pink on Right Bird. 2320 5. Wings and Bodies..... 1300 6. Head, Wings and Dots on Left Bird..... 4423 7. Wings..... 1904 8. Outlines, Eyes and Spots..... 0020 9. Signature..... 0020</p> | <p>CC80524 Messenger of Love</p> <p>1. Beak and Tail..... 0506 2. Beak..... 0904 3. Wings Edges..... 2721 4. Wings..... 2905 5. Body..... 2320 6. Body Shading..... 2506 7. Head..... 3901 8. Outlines and Eye..... 0020 9. Signature..... 0020</p> | <p>CC80525 Bejewelled Hummingbird</p> <p>1. Beak..... 0506 2. Head and Wing..... 1913 3. Head and Wing Shading..... 0904 4. Body, Wing and Tail.... 3045 5. Wing, Head and Tail.... 2506 6. Body and Wings..... 2320 7. Wing, Body and Tail Detail..... 2920 8. Outlines and Eye..... 0020 9. Spots and Body..... 2320 10. Signature..... 0020</p> |
| <p>CC80526 Baby Hummingbird</p> <p>1. Beak..... 0506 2. Head and Wings Edges. 3901 3. Wings and Body..... 2721 4. Wings and Body Shading and Detail..... 2715 5. Head..... 3522 6. Wings..... 1300 7. Wings and Tail..... 2320 8. Wings and Tail Shading. 2506 9. Outlines, Detail and Eye 0020 10. Signature..... 0020</p> | <p>CC80527 Saffron Hummingbird</p> <p>1. Beak, Body, Wings, Tail 0506 2. Beak, Body, Wings Shading..... 1300 3. Head..... 5422 4. Wing and Tail Detail.... 2320 5. Head Shading and Tail Detail..... 3901 6. Outlines and Eyes..... 0020 7. Signature..... 0020</p> | <p>CC80528 Kissing Hummingbirds</p> <p>1. Wings on Right Bird..... 6011 2. Wings on Right Bird..... 5515 3. Detail on Wings of Right Bird..... 1913 4. Tails..... 0015 5. Body and Tail of Right Bird..... 4220 6. Body of Right Bird..... 4423 7. Body and Tail of Left Bird..... 2721 8. Head and Tail Detail of Left Bird..... 2920 9. Wing and Dots of Left Bird..... 3522 10. Head on Right Bird and Wings on Left Bird. 2506 11. Wings on Left Bird..... 2320 12. Beaks..... 0506 13. Outlines, Eyes and spots..... 0020 14. Signature..... 0020</p> | <p>CC80529 Baby Butterfly</p> <p>1. Green Wings..... 5912 2. Orange Wings..... 1300 3. Green Wings Shading... 5515 4. Orange Wings Highlights..... 0904 5. Orange Wings Shading. 1304 6. Purple Wings..... 2920 7. Purple Wings Shading... 2905 8. Body..... 2504 9. Outlines, Detail, Antennas..... 0020 10. Signature..... 0020</p> | <p>CC80530 Richard's Dragonfly</p> <p>1. Turquoise Wings..... 4610 2. Turquoise Winds Shading..... 3901 3. Spots..... 1913 4. Purple Wings..... 2920 5. Purple Wings Highlights 2830 6. Stripes on Body..... 0904 7. Body..... 5515 8. Outlines, Detail, Antennas..... 0020 9. Signature..... 0020</p> |

Listings below indicate color sample, stitching order and suggested thread color number, Yenmet or YLI Variegated threads.

CC80531 Dawn Dragonfly

| | |
|------------------------------------|------|
| 1. Green Wings..... | 5912 |
| 2. Blue Wings..... | 4423 |
| 3. Red Wings..... | 1725 |
| 4. Purple Wings..... | 2910 |
| 5. Body..... | 0904 |
| 6. Body Shading..... | 1304 |
| 7. Outlines, Detail, Antennas..... | 0020 |
| 8. Signature..... | 0020 |

CC80532 Morning Butterfly

| | |
|------------------------------------|------|
| 1. Circles..... | 2830 |
| 2. Dark Purple Wings..... | 2905 |
| 3. Light Purple Wings..... | 2721 |
| 4. Light Purple Wings Shading..... | 2500 |
| 5. Yellow Wings and Dots..... | 0506 |
| 6. Yellow Wings Shading..... | 1300 |
| 7. Body..... | 3522 |
| 8. Outlines, Detail, Antennas..... | 0020 |
| 9. Signature..... | 0020 |

CC80533 Baby Dragonfly

| | |
|-----------------------------------|------|
| 1. Red Wings..... | 1703 |
| 2. Red Wings Shading..... | 1911 |
| 3. Purple Wings..... | 2905 |
| 4. Bottom of Top Wing..... | 4620 |
| 5. Green Wings..... | 5613 |
| 6. Body..... | 0904 |
| 7. Outline, Detail, Antennas..... | 0020 |
| 8. Signature..... | 0020 |

CC80534 Magical Dragonfly

| | |
|------------------------------------|------|
| 1. Yellow Diamond on Wings..... | 0506 |
| 2. Purple Diamonds on Body..... | 2510 |
| 3. Purple Diamonds Shading..... | 2905 |
| 4. Green on Wings..... | 5515 |
| 5. Blue on Wings..... | 3522 |
| 6. Orange on Wings and Body..... | 0904 |
| 7. Body and Wings Shading..... | 1301 |
| 8. Light Green Wings..... | 4610 |
| 9. Outlines, Detail, Antennas..... | 0020 |
| 10. Signature..... | 0020 |

CC80535 Spring Dragonfly

| | |
|----------------------------------|------|
| 1. Blue Wings..... | 3901 |
| 2. Blue Wings Shading..... | 3522 |
| 3. Orange on Wings and Body..... | 0904 |
| 4. Wings and Body Shading..... | 1800 |
| 5. Light Green on Wings..... | 4620 |
| 6. Green on Wings..... | 5912 |
| 7. Middle Wings Shading..... | 5515 |
| 8. Wings Detail..... | 2920 |
| 9. Outlines and Antennas..... | 0020 |
| 10. Signature..... | 0020 |

CC80536 Jewelled Dragonfly

| | |
|-----------------------------------------|------|
| 1. Purple on Wings..... | 2504 |
| 2. Yellow Diamonds on Body..... | 0506 |
| 3. Orange on Wings..... | 1300 |
| 4. Body..... | 3901 |
| 5. Diamonds on Wings..... | 4620 |
| 6. Red Wings and Wings Shading..... | 1911 |
| 7. Body and Purple Around Diamonds..... | 2920 |
| 8. Outlines, Detail, Antennas..... | 0020 |
| 9. Signature..... | 0020 |

CC80537 Posie

| | |
|-----------------------------------|------|
| 1. Leaves..... | 5912 |
| 2. Leaves Shading..... | 5422 |
| 3. Petals..... | 1430 |
| 4. Petals and Petals Shading..... | 1725 |
| 5. Petals..... | 2912 |
| 6. Petals Highlights..... | 2510 |
| 7. Flower Center..... | 2920 |
| 8. Dots..... | 0015 |
| 9. Outlines and Details..... | 0020 |
| 10. Signature..... | 0020 |

CC80538 Wild Flower

| | |
|----------------------------|------|
| 1. Leaf..... | 5912 |
| 2. Leaf Shading..... | 5515 |
| 3. Petals..... | 2912 |
| 4. Petals..... | 4220 |
| 5. Spots..... | 0015 |
| 6. Outlines & Details..... | 0020 |
| 7. Signature..... | 0020 |

CC80539 Sweet Blossom

| | |
|----------------------------------|------|
| 1. Flower Center and Petals..... | 2504 |
| 2. Flower Center Shading..... | 2711 |
| 3. Petals..... | 2905 |
| 4. Petals..... | 2920 |
| 5. Outer Petals..... | 3901 |
| 6. Outer Petals Highlights..... | 4610 |
| 7. Spots..... | 0015 |
| 8. Outlines and Detail..... | 0020 |
| 9. Signature..... | 0020 |

CC80540 Dragonfly Outline

| | |
|-----------------------|------|
| 1. Light Outline..... | 2521 |
| 2. Dark Outline..... | 1800 |
| 3. Signature..... | 0020 |

CC80541 Butterfly Outline

| | |
|-----------------------|------|
| 1. Light Outline..... | 5833 |
| 2. Dark Outline..... | 5944 |
| 3. Signature..... | 0020 |

CC80542 Dragonfly Outline

| | |
|------------------------|------|
| 1. Blue Outline..... | 4113 |
| 2. Purple Outline..... | 2910 |
| 3. Signature..... | 0020 |

CC80543 Butterfly Outline

| | |
|----------------------|------|
| 1. Blue Outline..... | 4220 |
| 2. Pink Outline..... | 2300 |
| 3. Signature..... | 0020 |

CC80544 Hummingbird Outline

| | |
|------------------------|------|
| 1. Pink Outline..... | 2300 |
| 2. Purple Outline..... | 2905 |
| 3. Signature..... | 0020 |

CC80545 Butterfly Bliss

| | |
|---------------------------------------|------|
| 1. Background..... | 5912 |
| 2. Background Shading..... | 5933 |
| 3. Light Purple on Wings..... | 3151 |
| 4. Light Purple on Wings Shading..... | 3210 |
| 5. Highlights on Wings..... | 0145 |
| 6. Yellow on Wings..... | 0506 |
| 7. Orange on Wings and Body..... | 0904 |
| 8. Pink on Wings..... | 2220 |
| 9. Wings Shading..... | 1114 |
| 10. Wings Shading..... | 2320 |
| 11. Light Blue Wing Edges..... | 3901 |
| 12. Dark Blue Wing Edges..... | 3522 |
| 13. Outlines/Detail/Antennas..... | 0020 |
| 14. Border..... | 1913 |
| 15. Signature..... | 0020 |

Listings below indicate color sample, stitching order and suggested thread color number, Yenmet or YLI Variegated threads.

CC80546 Dragonfly Square

| | |
|---------------------------------------|------|
| 1. Background..... | 3710 |
| 2. Background Shading..... | 3622 |
| 3. Pink on Wings..... | 2530 |
| 4. Pink Shading on Wings..... | 2320 |
| 5. Purple Shading on Wings..... | 2920 |
| 6. Purple Highlights on Wings..... | 2830 |
| 7. Purple Wings on Body..... | 2905 |
| 8. Detail on Purple Wings..... | 3622 |
| 9. Body and Wings Edges..... | 0713 |
| 10. Body and Wings Edges Shading..... | 0904 |
| 11. Shading and Detail on Wings..... | 1301 |
| 12. Outlines, Detail, Antennas..... | 0020 |
| 13. Border..... | 3901 |
| 14. Signature..... | 0020 |

CC80547 Kaytie's Hummingbirds

| | |
|--------------------------------------|------|
| 1. Background..... | 5912 |
| 2. Background Shading..... | 5933 |
| 3. Beak and Wings Edges..... | 0506 |
| 4. Beak and Wings Edges..... | 0904 |
| 5. Wings..... | 2530 |
| 6. Wings Shading..... | 2300 |
| 7. Body, Tail and Wings..... | 3711 |
| 8. Body, Tail and Wings Shading..... | 3151 |
| 9. Body, Tail and Wings Shading..... | 3210 |
| 10. Head and Wing Shading..... | 3600 |
| 11. Border..... | 1913 |
| 12. Outlines, Eyes, Detail..... | 0020 |
| 13. Signature..... | 0020 |

CC80548 Julia's Butterfly

| | |
|-------------------------------------|------|
| 1. Flower Centers..... | 3045 |
| 2. Flowers Centers Swirls..... | 2721 |
| 3. Flowers..... | 1900 |
| 4. Flowers Highlights..... | 1430 |
| 5. Flowers..... | 4220 |
| 6. Flowers Highlights..... | 5912 |
| 7. Wings..... | 3901 |
| 8. Dots and Detail on Wings..... | 3622 |
| 9. Wings..... | 2320 |
| 10. Wing Shading..... | 2506 |
| 11. Wings and Body..... | 0700 |
| 12. Wings and Body Shading..... | 1102 |
| 13. Outlines, Detail, Antennas..... | 0020 |
| 14. Signature..... | 0020 |

CC80549 Hummingbird Heart

| | |
|----------------------------------------------|------|
| 1. Yellow Birds and Hearts..... | 0506 |
| 2. Dark Orange Hearts and Bird Tail..... | 1300 |
| 3. Light Orange Shading on Yellow Birds..... | 0904 |
| 4. Green Birds and Hearts..... | 5912 |
| 5. Hearts and Green Bird Shading..... | 5422 |
| 6. Red Birds and Hearts..... | 1800 |
| 7. Red Birds Shading..... | 1912 |
| 8. Blue Birds and Hearts..... | 4423 |
| 9. Blue Bird Shading and Hearts..... | 3901 |
| 10. Purple Birds..... | 2504 |
| 11. Purple Bird Shading..... | 2912 |
| 12. Purple Bird Shading..... | 2905 |
| 13. Outlines and Eyes..... | 0020 |
| 14. Signature..... | 0020 |

CC80550 Flower and Hummingbird

| | |
|------------------------------------------|------|
| 1. Leaves..... | 5912 |
| 2. Leaves Shading..... | 5515 |
| 3. Flower..... | 1900 |
| 4. Flower Shading..... | 1911 |
| 5. Flower Center, Beak, Head, Wings..... | 0506 |
| 6. Flower Center, Head, Wings..... | 0904 |
| 7. Flower Center, Head, Wings, Tail..... | 2520 |
| 8. Wing Shading..... | 1304 |
| 9. Wing and Tail..... | 2640 |
| 10. Flower Center, Wing, Tail..... | 2504 |
| 11. Body, Wing, Tail..... | 2920 |
| 12. Bird Stomach..... | 4220 |
| 13. Stomach Shading..... | 4610 |
| 14. Body..... | 3114 |
| 15. Outlines & Details..... | 0020 |
| 16. Signature..... | 0020 |

CC80551 Finding Nector

| | |
|-----------------------------------------|------|
| 1. Leaves..... | 5912 |
| 2. Leaves Shading..... | 5515 |
| 3. Flower and Wings..... | 2530 |
| 4. Flower and Wings Shading..... | 2520 |
| 5. Flower and Wings Shading..... | 2320 |
| 6. Head and Wings..... | 4220 |
| 7. Head and Wing Shading..... | 4423 |
| 8. Flower Center, Beak, Body..... | 0506 |
| 9. Flower Center, Beak, Body, Tail..... | 0904 |
| 10. Body and Tail Shading..... | 1301 |
| 11. Flower Center and Tail Shading..... | 1913 |
| 12. Outlines and Details..... | 0020 |
| 13. Signature..... | 0020 |

Hidden Pocket Closet Hanger

Make this padded hanger to help keep clothing from slipping off the hanger. The zipper opening at the bottom conceals jewelry or valuables.

Featuring designs from OESD Licensed Collection #805 "Flying Colors by Laurel Burch" available in the following formats: CD-ROM (CD contains the formats: .ART, .PES, .PCS, .DST, .HUS, .JEF, .SEW, .XXX, artista 200 compatible), 165-185 artista card, Babylock/Brother/Deco and compatibles card, Janome 10000 card, Viking Designer 1 Floppy



MAKE THE PATTERN

- Make a pattern for the cover by tracing around a sturdy clothes hanger. **Photo 1**
- Add 5/8 inches on all sides. (This will be for 1/2 inch seam allowance and ease. **Photo 2**)
- Trace the pattern onto the 10" x 20" rectangle of fabric, but DO NOT cut out.
- Mark the horizontal and vertical centers of the cover front for the embroidery. (When placing embroidery on an item that is smaller than the hoop size, it is easier to trace a line around the pattern on the fabric, then embroider the fabric and cut out after the embroidery is completed.) **Photo 3**

EMBROIDER THE DESIGN

- Adhere two layers of OESD Cut Away Stabilizer together with HR5 Temporary Spray Adhesive.
- Spray the top of the stabilizer and adhere to the wrong side of the 20" X 10" fabric for embroidery.
- Hoop the three layers as one and attach the hoop to the machine.
- Select and embroider design #10. **Photo 4**
- Remove the hoop from the machine and the fabric from the hoop.
- Carefully tear away the stabilizer from the back.

Supplies

- OESD Licensed Collection #805 "Flying Colors by Laurel Burch"
- One 10" X 20" fabric for embroidery
- One 8" X 20" fabric for back
- Two 8" X 19" rectangles batting
- One 18" zipper
- Isacord Polyester Embroidery Thread for needle
- OESD Bobbin Thread
- Metrosene All Purpose Polyester Sewing Thread
- Organ Embroidery Needles
- HR5 Temporary Spray Adhesive
- OESD Cut Away Stabilizer
- Embroidery machine
- Sewing machine

CONSTRUCT THE HANGER COVER

- Place the front fabric with wrong side down on top of the batting rectangle and baste or zig zag around the entire hanger shape. This allows the layers to be treated as one and overcasts the edges at the same time.
- Repeat with the back fabric. **Photo 5**
- Place the pattern piece onto each section and cut out the shape of the hanger.
- With right sides together, baste the lower edges together.
- Stitch the zipper in place at the lower edge and remove the basting stitches. **Photo 6**
- Fold the top curved edge to the wrong side and stitch along the fold.
- Unzip the zipper a short distance, place right sides together and stitch along the two sides leaving the neck opening unstitched.
- Turn right side out at the zipper opening.
- Insert the hanger inside the cover. **Photo 7**




Photo 1




Photo 2




Photo 3



Photo 4



Photo 5



Photo 6



Photo 7



www.EmbroideryOnline.com
Copyright 2005 OESD, Inc. All rights reserved.

Use dealer number

Flying Colors sachet Bag

Use this sachet bag to freshen a room, closet or even the car. Make several to share with friends and family. The bright colors of Laurel Burch's designs will make your closet smile!

Available in the following formats: CD-ROM (CD contains the formats: .ART, .PES, .PCS, .DST, .HUS, .JEF, .SEW, .XXX, compatible with the artista 200), 165-185 artista card, Babylock/Brother/Deco and compatibles card, Janome 10000 card, Viking Designer 1 Floppy



MARK AND EMBROIDER THE BAG

- Mark the center of the 10" x 9" piece of sheer fabric by folding in fourths. **Photo 1**
- Spray two pieces of OESD Badgemaster with HR5 Temporary Spray Adhesive.
- Sandwich the sheer fabric between the Badgemaster, hoop the three layers as one, and attach the hoop to the machine.
- Select and embroider design #1. Remove the hoop from the machine and the fabric from the hoop. Carefully cut away the excess stabilizer from the top and bottom. Wash away any remaining Badgemaster. Let the piece dry.
- Trim this piece to 8½" X 8½". **Photo 2**

CREATE THE BAG

- Mark for the opening for the ribbon. Measure from the top on each side, and mark a dot at 3 inches and at 2-5/8 inches. The space between the dots will not be stitched to

Supplies:

OESD Licensed Collection #805 "Flying Colors" by Laurel Burch

- One—10 X 9" sheer fabric such as Chiffon or Organza for embroidery
- One—8½" X 8½" sheer fabric for back
- Two—28" ribbon for tie
- One—Bag of lavender potpourri
- One—10" piece of beaded trim
- Isacord Polyester Embroidery Thread for needle
- OESD Bobbin Thread
- Metrosene All Purpose Polyester Sewing Thread
- Organ Embroidery Needles
- HR5 Temporary Spray Adhesive
- OESD Badgemaster Aqua Film Stabilizer
- Water soluble marking pen
- Embroidery machine
- Sewing machine

- leave an opening for the ribbon. Refer to Photo 1
- Baste the beaded trim to the bottom of the front piece. Place front and back right sides together and stitch around the three sides making sure to leave the opening for the ribbon on both sides. **Photo 3**
- Finish the top edge by serging around the top edge, or by machine zigzagging.
- Fold the top to the inside to create a 1½ inch hem. Stitch the hem in place along the finished edge. Stitch again 3/8 inches above this line of stitching to create the tun-

continued on next page

- nel for the ribbon to travel.
- Beginning on one side, feed a 28" length of ribbon around the top and back out at the same side. Repeat for the other side.
- Fill with the potpourri and enjoy. **Photo 4**




Photo 1



Photo 2



Photo 3



Photo 4



www.EmbroideryOnline.com

Copyright 2005 OESD, Inc. All rights reserved.

Use dealer number