

Note: Some designs in this collection may have been created using unique special stitches and/or techniques. To preserve design integrity when rescaling or rotating designs in your software, always rescale or rotate designs using the handles directly on-screen.



80002-001 Small A Appliqué  
2.27 X 2.14 in.  
57.66 X 54.36 mm  
4,467 St. ❄️



80002-002 Small B Appliqué  
2.96 X 2.96 in.  
75.18 X 75.18 mm  
5,722 St. ❄️



80002-003 Small C Appliqué  
1.89 X 2.40 in.  
48.01 X 60.96 mm  
3,122 St.



80002-004 Small D Appliqué  
2.55 X 2.99 in.  
64.77 X 75.95 mm  
4,789 St. ❄️



80002-005 Small E Appliqué  
2.30 X 2.15 in.  
58.42 X 54.61 mm  
3,541 St. ❄️



80002-006 Small F Appliqué  
1.91 X 2.97 in.  
48.51 X 75.44 mm  
4,523 St.



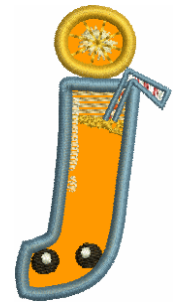
80002-007 Small G Appliqué  
2.44 X 2.99 in.  
61.98 X 75.95 mm  
7,862 St. ❄️



80002-008 Small H Appliqué  
2.33 X 2.98 in.  
59.18 X 75.69 mm  
6,291 St.



80002-009 Small I Appliqué  
1.23 X 2.97 in.  
31.24 X 75.44 mm  
3,411 St. S



80002-010 Small J Appliqué  
1.60 X 3.03 in.  
40.64 X 76.96 mm  
3,294 St.



80002-011 Small K Appliqué  
2.71 X 3.53 in.  
68.83 X 89.66 mm  
6,392 St.




80002-012 Small L Appliqué  
1.72 X 3.18 in.  
43.69 X 80.77 mm  
5,586 St.



80002-013 Small M Appliqué  
2.26 X 3.28 in.  
57.40 X 83.31 mm  
6,130 St.




80002-014 Small N Appliqué  
2.17 X 2.13 in.  
55.12 X 54.10 mm  
2,949 St.



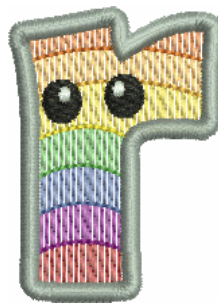
80002-015 Small O Appliqué  
2.72 X 2.20 in.  
69.09 X 55.88 mm  
4,250 St. ❄️



80002-016 Small P Appliqué  
2.60 X 3.53 in.  
66.04 X 89.66 mm  
4,952 St. ❄️



80002-017 Small Q Appliqué  
2.44 X 2.93 in.  
61.98 X 74.42 mm  
3,840 St. ❄️



80002-018 Small R Appliqué  
1.58 X 2.16 in.  
40.13 X 54.86 mm  
3,322 St.



80002-019 Small S Appliqué  
1.71 X 2.67 in.  
43.43 X 67.82 mm  
4,093 St.



80002-020 Small T Appliqué  
1.66 X 2.99 in.  
42.16 X 76.96 mm  
3,329 St.

❄️ Design contains a loose fill.  
❄️ Some areas shown are not stitched.

L Design is larger than 5" (127 mm) in either direction.  
S Design is smaller than 1.5" (38.1 mm) in either direction.

Note: Some designs in this collection may have been created using unique special stitches and/or techniques. To preserve design integrity when rescaling or rotating designs in your software, always rescale or rotate designs using the handles directly on-screen.



80002-021 Small U Appliqué  
2.32 X 2.17 in.  
58.93 X 55.12 mm  
4,444 St.



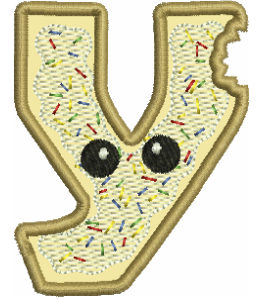
80002-022 Small V Appliqué  
2.40 X 2.80 in.  
60.96 X 71.12 mm  
5,156 St.



80002-023 Small W Appliqué  
2.33 X 3.58 in.  
59.18 X 90.93 mm  
8,630 St.



80002-024 Small X Appliqué  
2.26 X 2.23 in.  
57.40 X 56.64 mm  
6,565 St.



80002-025 Small Y Appliqué  
2.38 X 2.98 in.  
60.45 X 75.69 mm  
5,552 St.



80002-026 Small Z Appliqué  
2.18 X 2.49 in.  
55.37 X 63.25 mm  
5,039 St.

Aqua Bumble Crawly Dinosaur

80002-027 Aqua  
2.52 X 1.46 in.  
64.01 X 37.08 mm  
1,580 St. ❄️ S

80002-028 Bumble  
2.83 X 1.00 in.  
71.88 X 25.40 mm  
1,936 St. ❄️ S

80002-029 Crawly  
2.82 X 1.40 in.  
71.63 X 35.56 mm  
1,805 St. ❄️ S

80002-030 Dinosaur  
3.97 X 1.01 in.  
25.65 X 100.84 mm  
2,177 St. ❄️ S

Elephant Fluffy Goody Home Ice Cream

80002-031 Elephant  
3.56 X 1.41 in.  
90.42 X 35.81 mm  
2,571 St. ❄️ S

80002-032 Fluffy  
2.23 X 1.10 in.  
56.64 X 27.94 mm  
2,016 St. ❄️ S

80002-033 Goody  
2.85 X 1.46 in.  
72.39 X 37.08 mm  
2,094 St. ❄️ S

80002-034 Home  
2.30 X 1.07 in.  
58.42 X 27.18 mm  
1,545 St. ❄️ S

80002-035 Ice Cream  
4.17 X 1.01 in.  
105.92 X 25.65 mm  
2,286 St. ❄️ S

Juice Kingdom Leafy Moo Nite Nite

80002-036 Juice  
2.03 X .98 in.  
51.56 X 24.89 mm  
1,264 St. ❄️ S

80002-037 Kingdom  
3.47 X 1.29 in.  
88.14 X 32.77 mm  
2,474 St. ❄️ S

80002-038 Leafy  
2.13 X 1.18 in.  
54.10 X 29.97 mm  
1,744 St. ❄️ S

80002-039 Moo  
2.09 X 1.00 in.  
53.09 X 25.40 mm  
1,322 St. ❄️ S

80002-040 Nite Nite  
3.46 X 1.03 in.  
87.88 X 26.16 mm  
2,307 St. ❄️ S

❄️ Design contains a loose fill.  
⚙️ Some areas shown are not stitched.

L Design is larger than 5" (127 mm) in either direction.  
S Design is smaller than 1.5" (38.1 mm) in either direction.

Note: Some designs in this collection may have been created using unique special stitches and/or techniques. To preserve design integrity when rescaling or rotating designs in your software, always rescale or rotate designs using the handles directly on-screen.

Oink Pup Quack Rainbow Soapy

80002-041 Oink  
 2.15 X .99 in.  
 54.61 X 25.15 mm  
 1,434 St. ✿ S

80002-042 Pup  
 1.66 X 1.45 in.  
 42.16 X 36.83 mm  
 1,222 St. ✿ S

80002-043 Quack  
 2.58 X .99 in.  
 65.53 X 25.15 mm  
 1,634 St. ✿ S

80002-044 Rainbow  
 3.80 X 1.00 in.  
 96.52 X 25.40 mm  
 2,316 St. ✿ S

80002-045 Soapy  
 2.31 X 1.23 in.  
 58.67 X 31.24 mm  
 1,874 St. ✿ S

Teddy Up Veggie Wooly Xylophone

80002-046 Teddy  
 2.68 X 1.44 in.  
 68.07 X 36.58 mm  
 2,186 St. ✿ S

80002-047 Up  
 1.34 X 1.45 in.  
 34.04 X 36.07 mm  
 1,073 St. ✿ S

80002-048 Veggie  
 2.72 X 1.44 in.  
 69.09 X 36.58 mm  
 2,048 St. ✿ S

80002-049 Wooly  
 2.96 X 1.44 in.  
 75.18 X 36.58 mm  
 2,163 St. ✿ S

80002-050 Xylophone  
 3.55 X 1.27 in.  
 90.17 X 32.26 mm  
 2,628 St. ✿ S

Yummy Zebra




80002-051 Yummy  
 2.49 X 1.05 in.  
 63.25 X 26.67 mm  
 1,839 St. ✿ S

80002-052 Zebra  
 2.26 X 1.03 in.  
 57.40 X 26.16 mm  
 1,558 St. ✿ S

80002-053 Large Stitch 'n' Turn A  
 with Appliqué  
 5.50 X 6.21 in.  
 139.70 X 157.73 mm  
 13,356 St. ✿ L

80002-054 Large Stitch 'n' Turn B  
 with Appliqué  
 5.50 X 5.80 in.  
 139.70 X 147.32 mm  
 12,494 St. ✿ L

80002-055 Large Stitch 'n' Turn C  
 with Appliqué  
 5.50 X 6.39 in.  
 139.70 X 162.31 mm  
 9,655 St. L



80002-056 Large Stitch 'n' Turn D  
 with Appliqué  
 5.48 X 6.76 in.  
 139.19 X 171.70 mm  
 12,094 St. ✿ L

80002-057 Large Stitch 'n' Turn E  
 with Appliqué  
 5.49 X 5.83 in.  
 139.45 X 148.08 mm  
 10,192 St. ✿ L

80002-058 Large Stitch 'n' Turn F  
 with Appliqué  
 4.54 X 6.87 in.  
 115.32 X 174.50 mm  
 12,169 St. L

80002-059 Large Stitch 'n' Turn G  
 with Appliqué  
 5.46 X 6.27 in.  
 138.68 X 159.26 mm  
 19,912 St. ✿ L

80002-060 Large Stitch 'n' Turn H  
 with Appliqué  
 5.12 X 6.88 in.  
 130.05 X 174.75 mm  
 17,830 St. L

✿ Design contains a loose fill.

✿ Some areas shown are not stitched.

L Design is larger than 5" (127 mm) in either direction.

S Design is smaller than 1.5" (38.1 mm) in either direction.

It is a violation of Copyright law to make and distribute copies of software or artwork.

Software is licensed to the original purchaser for use at one location. ©2012 Soft Serv Creations for use in Home Embroidery. All rights reserved.


Note: Some designs in this collection may have been created using unique special stitches and/or techniques. To preserve design integrity when rescaling or rotating designs in your software, always rescale or rotate designs using the handles directly on-screen.



80002-061 Large Stitch 'n' Turn I with Appliqué  
3.17 X 6.87 in.  
80.52 X 174.50 mm  
7,782 St. **L**



80002-062 Large Stitch 'n' Turn J with Appliqué  
3.91 X 6.87 in.  
99.31 X 174.50 mm  
9,292 St. **L**



80002-063 Large Stitch 'n' Turn K with Appliqué  
5.45 X 6.89 in.  
138.43 X 175.01 mm  
14,111 St. **L**



80002-064 Large Stitch 'n' Turn L with Appliqué  
4.38 X 6.88 in.  
111.25 X 174.75 mm  
11,943 St. **L**



80002-065 Large Stitch 'n' Turn M with Appliqué  
5.30 X 6.88 in.  
134.62 X 174.75 mm  
15,576 St. **L**



80002-066 Large Stitch 'n' Turn N with Appliqué  
5.49 X 6.00 in.  
139.45 X 152.40 mm  
8,319 St. **L**




80002-067 Large Stitch 'n' Turn O with Appliqué  
5.50 X 7.05 in.  
139.70 X 179.07 mm  
12,153 St. **⊗ L**



80002-068 Large Stitch 'n' Turn P with Appliqué  
5.21 X 6.89 in.  
132.33 X 175.01 mm  
11,343 St. **⊗ L**



80002-069 Large Stitch 'n' Turn Q with Appliqué  
5.50 X 6.20 in.  
139.70 X 157.48 mm  
9,267 St. **⊗ L**



80002-070 Large Stitch 'n' Turn R with Appliqué  
5.44 X 6.73 in.  
138.18 X 170.94 mm  
15,313 St. **L**



80002-071 Large Stitch 'n' Turn S with Appliqué  
4.31 X 6.83 in.  
109.47 X 173.48 mm  
14,671 St. **L**



80002-072 Large Stitch 'n' Turn T with Appliqué  
3.83 X 7.00 in.  
97.28 X 177.80 mm  
9,353 St. **L**



80002-073 Large Stitch 'n' Turn U with Appliqué  
5.50 X 5.62 in.  
139.70 X 142.75 mm  
15,482 St. **L**



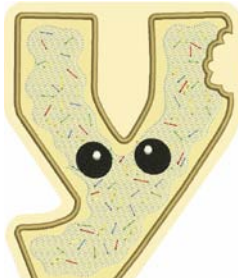
80002-074 Large Stitch 'n' Turn V with Appliqué  
5.49 X 6.88 in.  
139.45 X 174.75 mm  
13,593 St. **L**



80002-075 Large Stitch 'n' Turn W with Appliqué  
4.53 X 6.89 in.  
115.06 X 175.01 mm  
14,639 St. **L**



80002-076 Large Stitch 'n' Turn X with Appliqué  
5.39 X 5.86 in.  
136.91 X 148.84 mm  
17,876 St. **L**



80002-077 Large Stitch 'n' Turn Y with Appliqué  
5.37 X 6.46 in.  
136.40 X 169.16 mm  
15,229 St. **L**



80002-078 Large Stitch 'n' Turn Z with Appliqué  
5.31 X 6.46 in.  
134.87 X 164.08 mm  
14,871 St. **L**



80002-079 Jumbo Stitch 'n' Turn A with Appliqué  
6.23 X 5.54 in.  
158.24 X 140.72 mm  
13,485 St. **⊗ L**



80002-080 Jumbo Stitch 'n' Turn B with Appliqué  
7.72 X 7.97 in.  
196.09 X 202.44 mm  
19,298 St. **⊗ L**

⊗ Design contains a loose fill.

⊗ Some areas shown are not stitched.

**L** Design is larger than 5" (127 mm) in either direction.  
**S** Design is smaller than 1.5" (38.1 mm) in either direction.

It is a violation of Copyright law to make and distribute copies of software or artwork.

Software is licensed to the original purchaser for use at one location. ©2012 Soft Serv Creations for use in Home Embroidery. All rights reserved.

Note: Some designs in this collection may have been created using unique special stitches and/or techniques. To preserve design integrity when rescaling or rotating designs in your software, always rescale or rotate designs using the handles directly on-screen.



80002-081 Jumbo Stitch 'n' Turn C with Appliqué  
5.64 X 6.54 in.  
143.26 X 166.12 mm  
10,116 St. **L**



80002-082 Jumbo Stitch 'n' Turn D with Appliqué  
6.53 X 8.06 in.  
165.86 X 204.72 mm  
15,150 St. **L**



80002-083 Jumbo Stitch 'n' Turn E with Appliqué  
5.85 X 5.51 in.  
148.59 X 139.95 mm  
10,351 St. **L**



80002-084 Jumbo Stitch 'n' Turn F with Appliqué  
4.98 X 7.52 in.  
126.49 X 191.01 mm  
13,886 St. **L**



80002-085 Jumbo Stitch 'n' Turn G with Appliqué  
6.60 X 7.56 in.  
167.64 X 192.02 mm  
26,700 St. **L**




80002-086 Jumbo Stitch 'n' Turn H with Appliqué  
5.98 X 8.04 in.  
151.89 X 204.22 mm  
21,105 St. **L**



80002-087 Jumbo Stitch 'n' Turn I with Appliqué  
3.42 X 7.42 in.  
86.87 X 188.47 mm  
8,278 St. **L**



80002-088 Jumbo Stitch 'n' Turn J with Appliqué  
4.30 X 7.62 in.  
109.22 X 193.55 mm  
9,997 St. **L**



80002-089 Jumbo Stitch 'n' Turn K with Appliqué  
7.22 X 9.03 in.  
183.39 X 229.36 mm  
19,420 St. **L**



80002-090 Jumbo Stitch 'n' Turn L with Appliqué  
5.20 X 8.13 in.  
132.08 X 206.50 mm  
14,262 St. **L**



80002-091 Jumbo Stitch 'n' Turn M with Appliqué  
6.42 X 8.31 in.  
163.07 X 211.07 mm  
19,296 St. **L**




80002-092 Jumbo Stitch 'n' Turn N with Appliqué  
5.57 X 6.09 in.  
141.48 X 154.69 mm  
8,486 St. **L**




80002-093 Jumbo Stitch 'n' Turn O with Appliqué  
7.47 X 5.71 in.  
189.74 X 145.03 mm  
12,695 St. **L**



80002-094 Jumbo Stitch 'n' Turn P with Appliqué  
6.76 X 8.95 in.  
171.70 X 227.33 mm  
16,046 St. **L**



80002-095 Jumbo Stitch 'n' Turn Q with Appliqué  
6.59 X 7.42 in.  
167.39 X 188.47 mm  
11,226 St. **L**



80002-096 Jumbo Stitch 'n' Turn R with Appliqué  
4.86 X 6.00 in.  
123.44 X 152.40 mm  
12,262 St. **L**



80002-097 Jumbo Stitch 'n' Turn S with Appliqué  
5.04 X 8.14 in.  
128.02 X 206.76 mm  
17,716 St. **L**



80002-098 Jumbo Stitch 'n' Turn T with Appliqué  
4.31 X 7.93 in.  
109.47 X 201.42 mm  
10,475 St. **L**



80002-099 Jumbo Stitch 'n' Turn U with Appliqué  
5.90 X 6.03 in.  
149.86 X 153.16 mm  
16,544 St. **L**



80002-100 Jumbo Stitch 'n' Turn V with Appliqué  
4.80 X 6.02 in.  
121.92 X 152.91 mm  
11,628 St. **L**

☞ Design contains a loose fill.

⚙ Some areas shown are not stitched.

**L** Design is larger than 5" (127 mm) in either direction.

**S** Design is smaller than 1.5" (38.1 mm) in either direction.

It is a violation of Copyright law to make and distribute copies of software or artwork.

Software is licensed to the original purchaser for use at one location. ©2012 Soft Serv Creations for use in Home Embroidery. All rights reserved.

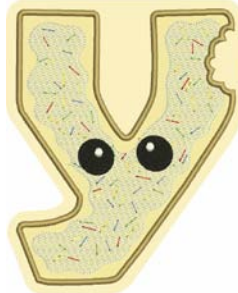
Note: Some designs in this collection may have been created using unique special stitches and/or techniques. To preserve design integrity when rescaling or rotating designs in your software, always rescale or rotate designs using the handles directly on-screen.



80002-101 Jumbo Stitch 'n' Turn  
W with Appliqué  
5.91 X 9.00 in.  
150.11 X 228.60 mm  
18,746 St. **L**



80002-102 Jumbo Stitch 'n' Turn X  
with Appliqué  
6.19 X 5.84 in.  
157.23 X 148.34 mm  
19,829 St. **L**



80002-103 Jumbo Stitch 'n' Turn Y  
with Appliqué  
6.07 X 7.51 in.  
154.18 X 190.75 mm  
17,035 St. **L**



80002-104 Jumbo Stitch 'n' Turn Z  
with Appliqué  
4.87 X 6.00 in.  
123.70 X 152.40 mm  
12,913 St. **L**

⌘ Design contains a loose fill.  
⚙ Some areas shown are not stitched.

**L** Design is larger than 5" (127 mm) in either direction.  
**S** Design is smaller than 1.5" (38.1 mm) in either direction.



# LIL' BETS BY SOFT SERV CREATIONS

## PACK 80002 • 104 DESIGNS

Listings below indicate color sample, stitching order and suggested thread color number in Isacord and Yenmet threads.

### 80002-001 Small A Appliqué

1. Appliqué Placement Stitch.....	4625
2. Appliqué Tackdown & Cut Line.....	4625
3. Waves.....	4610
4. Medium Yellow Shading.....	0504
5. Dark Yellow Shading.....	0704
6. Yellow Highlights.....	0640
7. Light Blue Shading.....	5050
8. Eyes.....	0020
9. White in Eyes.....	0015
10. Appliqué Cover Stitch.....	4625

### 80002-002 Small B Appliqué

1. Wing Appliqué Placement Stitch.....	0131
2. Wing Appliqué Tackdown & Cut Line.....	0131
3. Letter Appliqué Placement Stitch.....	0941
4. Letter Appliqué Tackdown & Cut Line.....	0941
5. Wing Appliqué Cover Stitch.....	0131
6. Stripes & Antennae.....	4174
7. Eyes.....	0020
8. White in Eyes.....	0015
9. Letter Appliqué Cover Stitch.....	0941

### 80002-003 Small C Appliqué

1. Appliqué Placement Stitch.....	5610
2. Appliqué Tackdown & Cut Line.....	5610
3. Yellow Shading.....	6031
4. Red Spots.....	1600
5. Appliqué Cover Stitch, Antennae & Legs.....	5610
6. Eyes.....	0020
7. White in Eyes.....	0015

### 80002-004 Small D Appliqué

1. Letter Appliqué Placement Stitch.....	1010
2. Letter Appliqué Tackdown & Cut Line.....	1010
3. Horn Appliqué Placement Stitch.....	0131
4. Horn Appliqué Tackdown & Cut Line.....	0131
5. Spine.....	2640
6. Spine Outlines.....	2905
7. Letter Appliqué Cover Stitch.....	1010
8. Horn Appliqué Cover Stitch.....	0131
9. Eyes.....	0020
10. White in Eyes.....	0015

### 80002-005 Small E Appliqué

1. Appliqué Placement Stitch.....	0131
2. Appliqué Tackdown & Cut Line.....	0131
3. Nails.....	1352
4. Appliqué Cover Stitch.....	0131
5. Eyes.....	0020
6. White in Eyes.....	0015

### 80002-006 Small F Appliqué

1. Appliqué Placement Stitch.....	0131
2. Appliqué Appliqué Tackdown & Cut Line.....	0131
3. Ears & Nose.....	1860
4. Appliqué Cover Stitch.....	0131
5. Fur Shading.....	4071
6. Eyes.....	0020
7. White in Eyes.....	0015

### 80002-007 Small G Appliqué

1. Appliqué Placement Stitch.....	0131
2. Appliqué Appliqué Tackdown & Cut Line.....	0131
3. Purple Candy.....	2912
4. Purple Candy Shading.....	7033
5. Yellow Candy.....	0640
6. Yellow Candy Shading.....	7003
7. Green Candy.....	5513
8. Green Candy Shading.....	7035
9. Orange Candy.....	1114
10. Orange Candy Shading.....	7030
11. Red Candy.....	1900
12. Red Candy Shading.....	7030
13. Eyes.....	0020
14. White in Eyes & Highlights on Lid.....	0015
15. Appliqué Cover Stitch.....	0131

### 80002-008 Small H Appliqué

1. Chimney Appliqué Placement Stitch.....	1346
2. Chimney Appliqué Tackdown & Cut Line.....	1346
3. Dark Brick.....	1115
4. Medium Brick.....	0922
5. Light Brick.....	1141
6. House Appliqué Placement Stitch.....	0704
7. House Appliqué Appliqué Tackdown & Cut Line.....	0704
8. Windows & Chimney.....	3770
9. House Appliqué Cover Stitch.....	0704
10. Roof.....	0853
11. Roof & Chimney Cover Stitch.....	1346
12. Chimney Top.....	0131
13. Eyes.....	0020
14. White in Eyes.....	0015

### 80002-009 Small I Appliqué

1. Ice Cream Appliqué Placement Stitch.....	2521
2. Ice Cream Appliqué Tackdown & Cut Line.....	2521
3. Ice Cream Appliqué Cover Stitch.....	2521
4. Eyes.....	0020
5. White in Eyes.....	0015
6. Cone Appliqué Placement Stitch.....	1055
7. Cone Appliqué Appliqué Tackdown & Cut Line.....	1055
8. Cone Details.....	0781
9. Cone Appliqué Cover Stitch.....	1055

### 80002-010 Small J Appliqué

1. Appliqué Placement Stitch.....	0800
2. Appliqué Tackdown & Cut Line.....	0800
3. Blue Glass Shading.....	3730
4. Red Straw Stripes.....	1902
5. Orange Center.....	1060
6. Orange Slice Appliqué Cover Stitch.....	0800
7. Eyes.....	0020
8. White in Eyes.....	0015
9. Glass Appliqué Cover Stitch.....	4032

### 80002-011 Small K Appliqué

1. Appliqué Placement Stitch.....	0108
2. Appliqué Tackdown & Cut Line.....	0108
3. Red Flags.....	1701
4. Appliqué Cover Stitch.....	0108
5. Eyes.....	0020
6. White in Eyes.....	0015
7. Windows.....	0132
8. Windows Outlines & Bricks.....	0131

### 80002-012 Small L Appliqué

1. Appliqué Placement Stitch.....	1355
2. Appliqué Tackdown & Cut Line.....	1355
3. Leaves.....	5912
4. Appliqué Cover Stitch.....	1355
5. Leaves Outlines.....	5643
6. Eyes.....	0020
7. White in Eyes.....	0015

### 80002-013 Small M Appliqué

1. Appliqué Placement Stitch.....	0132
2. Appliqué Tackdown & Cut Line.....	0132
3. Pink Ears.....	1840
4. Appliqué Cover Stitch & Dark Gray Spots.....	0132
5. Blue Collar.....	3711
6. Collar Outlines.....	3620
7. Bell.....	0853
8. Bell Highlights.....	0761
9. Bell Outlines.....	0747
10. Eyes.....	0020
11. White in Eyes.....	0015

### 80002-014 Small N Appliqué

1. Letter Appliqué Placement Stitch.....	2715
2. Letter Appliqué Tackdown & Cut Line.....	2715
3. Appliqué Cover Stitch.....	2715
4. Eyes.....	0020
5. Moon & Stars.....	0600
6. Moon Outlines.....	0702

### 80002-015 Small O Appliqué

1. Appliqué Placement Stitch.....	1114
2. Appliqué Tackdown & Cut Line.....	1114
3. Dark Tan Spots.....	0821
4. Eyes.....	0020
5. White in Eyes.....	0015
6. Appliqué Cover Stitch.....	1114

### 80002-016 Small P Appliqué

1. Appliqué Placement Stitch.....	0747
2. Appliqué Tackdown & Cut Line.....	0747
3. Gold Spots.....	0542
4. Appliqué Cover Stitch & Nose.....	0747
5. Tongue.....	1704
6. Eyes.....	0020
7. White in Eyes.....	0015
8. Tongue Highlights.....	1840

### 80002-017 Small Q Appliqué

1. Appliqué Placement Stitch.....	0704
2. Appliqué Tackdown & Cut Line.....	0704
3. Appliqué Cover Stitch.....	0704
4. Beak.....	1102
5. Beak Outlines.....	1301
6. Eyes.....	0020
7. White in Eyes.....	0015
8. Fur.....	0640

### 80002-018 Small R Appliqué

1. Appliqué Placement Stitch.....	4073
2. Appliqué Tackdown & Cut Line.....	4073
3. Red Stripe.....	1902
4. Purple Stripe.....	2905
5. Blue Stripe.....	3600
6. Green Stripe.....	5510
7. Yellow Stripe.....	0605
8. Orange Stripe.....	0904
9. Medium Orange Stripe.....	1301
10. Eyes.....	0020
11. White in Eyes.....	0015
12. Appliqué Cover Stitch.....	4073

### 80002-019 Small S Appliqué

1. Appliqué Placement Stitch.....	5101
2. Appliqué Tackdown & Cut Line.....	5101
3. Light Blue Shading.....	5050
4. Light Blue Highlights.....	7029
5. Appliqué Cover Stitch.....	5101
6. Bubbles.....	4610
7. Eyes.....	0020
8. White in Eyes.....	0015

### 80002-020 Small T Appliqué

1. Appliqué Placement Stitch.....	1346
2. Appliqué Tackdown & Cut Line.....	1346
3. Ears & Muzzle.....	1141
4. Appliqué Cover Stitch & Nose.....	1346
5. Fur.....	0853
6. Eyes.....	0020
7. White in Eyes.....	0015

### 80002-021 Small U Appliqué

1. Appliqué Placement Stitch.....	3600
2. Appliqué Tackdown & Cut Line.....	3600
3. Eyes.....	4174
4. Blue Cloud Shading.....	3770
5. White in Eyes & Cloud Shading.....	0015
6. Appliqué Cover Stitch.....	3600

### 80002-022 Small V Appliqué

1. Appliqué Placement Stitch.....	1010
2. Appliqué Tackdown & Cut Line.....	1010
3. Leaves.....	5912
4. Leaves Shading.....	5633
5. Appliqué Cover Stitch.....	1010
6. Eyes.....	0020
7. White in Eyes.....	0015

It is a violation of Copyright law to make and distribute copies of software or artwork.

Software is licensed to the original purchaser for use at one location. ©2012 Soft Serv Creations for use in Home Embroidery. All rights reserved.



# LIL' BETS BY SOFT SERV CREATIONS

## PACK 80002 • 104 DESIGNS

Listings below indicate color sample, stitching order and suggested thread color number in Isacord and Yenmet threads.

### 80002-023 Small W Appliqué

1. Appliqué Placement Stitch.....	0142
2. Appliqué Tackdown & Cut Line.....	0142
3. Face.....	0108
4. White Fur Details.....	0015
5. Face Outlines.....	0132
6. Appliqué Cover Stitch.....	0142
7. Eyes.....	0020
8. White in Eyes.....	0015

### 80002-024 Small X Appliqué

1. Appliqué Placement Stitch.....	0108
2. Appliqué Tackdown & Cut Line.....	0108
3. Appliqué Cover Stitch.....	0108
4. Blue Tile.....	3600
5. Blue Tile Outlines.....	3622
6. Green Tile.....	5510
7. Green Tile Outlines.....	5555
8. Yellow Tile.....	0605
9. Yellow Tile Outlines.....	0542
10. Orange Tile.....	1301
11. Orange Tile Outlines.....	1322
12. Red Tile.....	1902
13. Red Tile Outlines.....	1912
14. Eyes.....	0020
15. White in Eyes.....	0015

### 80002-025 Small Y Appliqué

1. Appliqué Placement Stitch.....	0941
2. Appliqué Tackdown & Cut Line.....	0941
3. Icing.....	0101
4. Appliqué Cover Stitch.....	0941
5. Blue Sprinkles.....	3600
6. Green Sprinkles.....	5513
7. Red Sprinkles.....	1902
8. Yellow Sprinkles.....	0605
9. Eyes.....	0020
10. White in Eyes.....	0015

### 80002-026 Small Z Appliqué

1. Appliqué Placement Stitch.....	4174
2. Appliqué Tackdown & Cut Line.....	4174
3. Light Shading.....	0124
4. Appliqué Cover Stitch & Dark Shading.....	4174
5. Eyes.....	0020
6. White in Eyes.....	0015

### 80002-027 Aqua

1. Single Color Design.....	0108
-----------------------------	------

### 80002-028 Bumble

1. Single Color Design.....	0108
-----------------------------	------

### 80002-029 Crawly

1. Single Color Design.....	0108
-----------------------------	------

### 80002-030 Dinosaur

1. Single Color Design.....	0108
-----------------------------	------

### 80002-031 Elephant

1. Single Color Design.....	0108
-----------------------------	------

### 80002-032 Fluffy

1. Single Color Design.....	0108
-----------------------------	------

### 80002-033 Goody

1. Single Color Design.....	0108
-----------------------------	------

### 80002-034 Home

1. Single Color Design.....	0108
-----------------------------	------

### 80002-035 Ice Cream

1. Single Color Design.....	0108
-----------------------------	------

### 80002-036 Juice

1. Single Color Design.....	0108
-----------------------------	------

### 80002-037 Kingdom

1. Single Color Design.....	0108
-----------------------------	------

### 80002-038 Leafy

1. Single Color Design.....	0108
-----------------------------	------

### 80002-039 Moo

1. Single Color Design.....	0108
-----------------------------	------

### 80002-040 Nite Nite

1. Single Color Design.....	0108
-----------------------------	------

### 80002-041 Oink

1. Single Color Design.....	0108
-----------------------------	------

### 80002-042 Pup

1. Single Color Design.....	0108
-----------------------------	------

### 80002-043 Quack

1. Single Color Design.....	0108
-----------------------------	------

### 80002-044 Rainbow

1. Single Color Design.....	0108
-----------------------------	------

### 80002-045 Soapy

1. Single Color Design.....	0108
-----------------------------	------

### 80002-046 Teddy

1. Single Color Design.....	0108
-----------------------------	------

### 80002-047 Up

1. Single Color Design.....	0108
-----------------------------	------

### 80002-048 Veggie

1. Single Color Design.....	0108
-----------------------------	------

### 80002-049 Woolly

1. Single Color Design.....	0108
-----------------------------	------

### 80002-050 Xylophone

1. Single Color Design.....	0108
-----------------------------	------

### 80002-051 Yummy

1. Single Color Design.....	0108
-----------------------------	------

### 80002-052 Zebra

1. Single Color Design.....	0108
-----------------------------	------

### 80002-053 Large Stitch 'n' Turn A with Appliqué

1. Fabric Placement Stitch.....	4610
2. Appliqué Placement Stitch.....	4610
3. Appliqué Tackdown & Cut Line.....	4610
4. Waves.....	4610
5. Medium Yellow Shading.....	0504
6. Dark Yellow Shading.....	0704
7. Light Yellow Shading.....	0640
8. Light Blue Shading.....	5050
9. Eyes.....	0020
10. White in Eyes.....	0015
11. Appliqué Cover Stitch.....	4625
12. Seam Stitch.....	0020

### 80002-054 Large Stitch 'n' Turn B with Appliqué

1. Fabric Placement Stitch.....	0131
2. Letter Appliqué Placement Stitch.....	0131
3. Letter Appliqué Appliqué Tackdown & Cut Line.....	0131
4. Wing Appliqué Placement Stitch.....	0131
5. Wing Appliqué Appliqué Tackdown & Cut Line.....	0131
6. Wing Appliqué Cover Stitch.....	0131
7. Stripes & Antennae.....	4174
8. Eyes.....	0020
9. White in Eyes.....	0015
10. Letter Appliqué Cover Stitch.....	0941
11. Seam Stitch.....	0020

### 80002-055 Large Stitch 'n' Turn C with Appliqué

1. Fabric Placement Stitch.....	6031
2. Appliqué Placement Stitch.....	6031
3. Appliqué Appliqué Tackdown & Cut Line.....	6031
4. Yellow Shading.....	6031
5. Red Spots.....	1600
6. Appliqué Cover Stitch, Antennae & Legs.....	5610
7. Eyes.....	0020
8. White in Eyes.....	0015
9. Seam Stitch.....	0020

### 80002-056 Large Stitch 'n' Turn D with Appliqué

1. Fabric Placement Stitch.....	2640
2. Letter Appliqué Placement Stitch.....	2640
3. Letter Appliqué Appliqué Tackdown & Cut Line.....	2640
4. Horn Appliqué Placement Stitch.....	2640
5. Horn Appliqué Appliqué Tackdown & Cut Line.....	2640
6. Spine.....	2640
7. Spine Outlines.....	2905
8. Letter Appliqué Cover Stitch.....	1010
9. Horn Appliqué Cover Stitch.....	0131
10. Eyes.....	0020
11. White in Eyes.....	0015
12. Seam Stitch.....	0020

### 80002-057 Large Stitch 'n' Turn E with Appliqué

1. Fabric Placement Stitch.....	1352
2. Appliqué Placement Stitch.....	1352
3. Appliqué Appliqué Tackdown & Cut Line.....	1352
4. Nails.....	1352
5. Appliqué Cover Stitch.....	0131
6. Eyes.....	0020
7. White in Eyes.....	0015
8. Seam Stitch.....	0020

### 80002-058 Large Stitch 'n' Turn F with Appliqué

1. Fabric Placement Stitch.....	1860
2. Appliqué Placement Stitch.....	1860
3. Appliqué Appliqué Tackdown & Cut Line.....	1860
4. Ears & Nose.....	1860
5. Appliqué Cover Stitch.....	0131
6. Fur Shading.....	4071
7. Eyes.....	0020
8. White in Eyes.....	0015
9. Seam Stitch.....	0020

### 80002-059 Large Stitch 'n' Turn G with Appliqué

1. Fabric Placement Stitch.....	2912
2. Appliqué Placement Stitch.....	2912
3. Letter Appliqué Tackdown & Cut Line.....	2912
4. Purple Candy.....	2912
5. Purple Candy Shading.....	7033
6. Yellow Candy.....	0640
7. Yellow Candy Shading.....	7003
8. Green Candy.....	5513
9. Green Candy Shading.....	7035
10. Orange Candy.....	1114
11. Orange Candy Shading.....	7030
12. Red Candy.....	1900
13. Red Candy Shading.....	7030
14. Eyes.....	0020
15. White in Eyes & Lid Highlights.....	0015
16. Appliqué Cover Stitch.....	0131
17. Seam Stitch.....	0020

It is a violation of Copyright law to make and distribute copies of software or artwork.

Software is licensed to the original purchaser for use at one location. ©2012 Soft Serv Creations for use in Home Embroidery. All rights reserved.





# LIL' BETS BY SOFT SERV CREATIONS

## PACK 80002 • 104 DESIGNS

Listings below indicate color sample, stitching order and suggested thread color number in Isacord and Yenmet threads.

**80002-060 Large Stitch 'n' Turn H with Appliqué**

1. Fabric Placement Stitch.....	1115
2. Chimney Appliqué Placement Stitch.....	1115
3. Chimney Appliqué Tackdown & Cut Line.....	1115
4. Dark Brick.....	1115
5. Medium Brick.....	0922
6. Light Brick.....	1141
7. House Appliqué Placement Stitch.....	0704
8. House Appliqué Appliqué Tackdown & Cut Line.....	0704
9. Windows & Chimney Top.....	3770
10. House Appliqué Cover Stitch.....	0704
11. Roof.....	0853
12. Roof & Chimney Cover Stitch.....	1346
13. Chimney Top.....	0131
14. Eyes.....	0020
15. White in Eyes.....	0015
16. Seam Stitch.....	0020

**80002-061 Large Stitch 'n' Turn I with Appliqué**

1. Fabric Placement Stitch.....	2521
2. Ice Cream Appliqué Placement Stitch.....	2521
3. Ice Cream Appliqué Tackdown & Cut Line.....	2521
4. Ice Cream Appliqué Cover Stitch.....	2521
5. Eyes.....	0020
6. White in Eyes.....	0015
7. Cone Appliqué Placement Stitch.....	0781
8. Cone Appliqué Appliqué Tackdown & Cut Line.....	0781
9. Cone Details.....	0781
10. Cone Appliqué Cover Stitch.....	1055
11. Seam Stitch.....	0020

**80002-062 Large Stitch 'n' Turn J with Appliqué**

1. Fabric Placement Stitch.....	3730
2. Orange Slice & Glass Appliqué Placement Stitch.....	3730
3. Orange Slice & Glass Appliqué Tackdown & Cut Line.....	3730
4. Blue Glass Shading.....	3730
5. Red Stripes on Straw.....	1902
6. Center of Orange.....	1060
7. Orange Slice Details & Appliqué Cover Stitch.....	0800
8. Eyes.....	0020
9. White in Eyes, Highlights on Glass & Stripes on Straw.....	0015
10. Glass Appliqué Cover Stitch.....	4032
11. Seam Stitch.....	0020

**80002-063 Large Stitch 'n' Turn K with Appliqué**

1. Fabric Placement Stitch.....	1701
2. Appliqué Placement Stitch.....	1701
3. Appliqué Tackdown & Cut Line.....	1701
4. Red Flags.....	1701
5. Appliqué Cover Stitch.....	0108
6. Eyes.....	0020
7. White in Eyes.....	0015
8. Windows.....	0132
9. Window Outlines & Stones.....	0131
10. Seam Stitch.....	0020

**80002-064 Large Stitch 'n' Turn L with Appliqué**

1. Fabric Placement Stitch.....	5912
2. Appliqué Placement Stitch.....	5912
3. Appliqué Tackdown & Cut Line.....	5912
4. Leaves.....	5912
5. Appliqué Cover Stitch.....	1355
6. Leaf Outlines.....	5643
7. Eyes.....	0020
8. White in Eyes.....	0015
9. Seam Stitch.....	0020

**80002-065 Large Stitch 'n' Turn M with Appliqué**

1. Fabric Placement Stitch.....	1840
2. Appliqué Placement Stitch.....	1840
3. Appliqué Tackdown & Cut Line.....	1840
4. Pink Ears.....	1840
5. Appliqué Cover Stitch & Dark Gray Spots.....	0132
6. Blue Collar.....	3711
7. Collar Outlines.....	3620
8. Bell.....	0853
9. Bell Highlights.....	0761
10. Bell Outlines.....	0747
11. Eyes.....	0020
12. White in Eyes.....	0015
13. Seam Stitch.....	0020

**80002-066 Large Stitch 'n' Turn N with Appliqué**

1. Fabric Placement Stitch.....	2715
2. Appliqué Placement Stitch.....	2715
3. Appliqué Tackdown & Cut Line.....	2715
4. Appliqué Cover Stitch.....	2715
5. Eyes.....	0020
6. Moon & Stars.....	0600
7. Moon Outlines.....	0702
8. Seam Stitch.....	0020

**80002-067 Large Stitch 'n' Turn O with Appliqué**

1. Fabric Placement Stitch.....	0821
2. Appliqué Placement Stitch.....	0821
3. Appliqué Tackdown & Cut Line.....	0821
4. Dark Tan Spots.....	0821
5. Eyes.....	0020
6. White in Eyes.....	0015
7. Appliqué Cover Stitch.....	1114
8. Seam Stitch.....	0020

**80002-068 Large Stitch 'n' Turn P with Appliqué**

1. Fabric Placement Stitch.....	0542
2. Appliqué Placement Stitch.....	0542
3. Appliqué Tackdown & Cut Line.....	0542
4. Gold Spots.....	0542
5. Appliqué Cover Stitch & Nose.....	0747
6. Tongue.....	1704
7. Eyes.....	0020
8. White in Eyes.....	0015
9. Tongue Highlights.....	1840
10. Seam Stitch.....	0020

**80002-069 Large Stitch 'n' Turn Q with Appliqué**

1. Fabric Placement Stitch.....	0704
2. Appliqué Placement Stitch.....	0704
3. Appliqué Tackdown & Cut Line.....	0704
4. Appliqué Cover Stitch.....	0704
5. Beak.....	1102
6. Beak Outlines.....	1301
7. Eyes.....	0020
8. White in Eyes.....	0015
9. Fur.....	0640
10. Seam Stitch.....	0020

**80002-070 Large Stitch 'n' Turn R with Appliqué**

1. Fabric Placement Stitch.....	1902
2. Appliqué Placement Stitch.....	1902
3. Appliqué Tackdown & Cut Line.....	1902
4. Red Stripe.....	1902
5. Purple Stripe.....	2905
6. Blue Stripe.....	3600
7. Green Stripe.....	5510
8. Yellow Stripe.....	0605
9. Orange Stripe.....	0904
10. Medium Orange Stripe.....	1301
11. Eyes.....	0020
12. White in Eyes.....	0015
13. Appliqué Cover Stitch.....	4073
14. Seam Stitch.....	0020

**80002-071 Large Stitch 'n' Turn S with Appliqué**

1. Fabric Placement Stitch.....	5050
2. Appliqué Placement Stitch.....	5050
3. Appliqué Tackdown & Cut Line.....	5050
4. Light Blue Shading.....	5050
5. Light Blue Highlights.....	7029
6. Appliqué Cover Stitch.....	5101
7. Bubbles.....	5610
8. Eyes.....	0020
9. White in Eyes.....	0015
10. Seam Stitch.....	0020

**80002-072 Large Stitch 'n' Turn T with Appliqué**

1. Fabric Placement Stitch.....	1141
2. Appliqué Placement Stitch.....	1141
3. Appliqué Tackdown & Cut Line.....	1141
4. Ears & Muzzle.....	1141
5. Appliqué Cover Stitch & Nose.....	1346
6. Fur.....	0853
7. Eyes.....	0020
8. White in Eyes.....	0015
9. Seam Stitch.....	0020

**80002-073 Large Stitch 'n' Turn U with Appliqué**

1. Fabric Placement Stitch.....	0020
2. Appliqué Placement Stitch.....	0020
3. Appliqué Tackdown & Cut Line.....	0020
4. Eyes.....	0020
5. Blue Cloud Shading.....	3770
6. White in Eyes & Cloud Shading.....	0015
7. Appliqué Cover Stitch.....	3600
8. Seam Stitch.....	0020

**80002-074 Large Stitch 'n' Turn V with Appliqué**

1. Fabric Placement Stitch.....	5912
2. Appliqué Placement Stitch.....	5912
3. Appliqué Tackdown & Cut Line.....	5912
4. Leaves.....	5912
5. Leaves Outlines.....	5633
6. Appliqué Cover Stitch.....	1010
7. Eyes.....	0020
8. White in Eyes.....	0015
9. Seam Stitch.....	0020

**80002-075 Large Stitch 'n' Turn W with Appliqué**

1. Fabric Placement Stitch.....	0108
2. Appliqué Placement Stitch.....	0108
3. Appliqué Tackdown & Cut Line.....	0108
4. Face.....	0108
5. White Fur Details.....	0015
6. Face Outlines.....	0132
7. Appliqué Cover Stitch.....	0142
8. Eyes.....	0020
9. White in Eyes.....	0015
10. Seam Stitch.....	0020

**80002-076 Large Stitch 'n' Turn X with Appliqué**

1. Fabric Placement Stitch.....	0108
2. Appliqué Placement Stitch.....	0108
3. Appliqué Tackdown & Cut Line.....	0108
4. Appliqué Cover Stitch.....	0108
5. Blue Tile.....	3600
6. Blue Tile Outlines.....	3622
7. Green Tile.....	5510
8. Green Tile Outlines.....	5555
9. Yellow Tile.....	0605
10. Yellow Tile Outlines.....	0542
11. Orange Tile.....	1301
12. Orange Tile Outlines.....	1322
13. Red Tile.....	1902
14. Red Tile Outlines.....	1912
15. Eyes.....	0020
16. White in Eyes.....	0015
17. Seam Stitch.....	0020

It is a violation of Copyright law to make and distribute copies of software or artwork.

Software is licensed to the original purchaser for use at one location. ©2012 Soft Serv Creations for use in Home Embroidery. All rights reserved.



# LIL' BETS BY SOFT SERV CREATIONS

## PACK 80002 • 104 DESIGNS

Listings below indicate color sample, stitching order and suggested thread color number in Isacord and Yenmet threads.

### 80002-077 Large Stitch 'n' Turn Y with Appliqué

1. Fabric Placement Stitch.....	0101
2. Appliqué Placement Stitch.....	0101
3. Appliqué Tackdown & Cut Line.....	0101
4. Icing.....	0101
5. Appliqué Cover Stitch.....	0941
6. Blue Sprinkles.....	3600
7. Green Sprinkles.....	5513
8. Red Sprinkles.....	1902
9. Yellow Sprinkles.....	0605
10. Eyes.....	0020
11. White in Eyes.....	0015
12. Seam Stitch.....	0020

### 80002-078 Large Stitch 'n' Turn Z with Appliqué

1. Fabric Placement Stitch.....	0124
2. Appliqué Placement Stitch.....	0124
3. Appliqué Tackdown & Cut Line.....	0124
4. Light Shading.....	0124
5. Appliqué Cover Stitch & Dark Shading.....	4174
6. Eyes.....	0020
7. White in Eyes.....	0015
8. Seam Stitch.....	0020

### 80002-079 Jumbo Stitch 'n' Turn A with Appliqué

1. Fabric Placement Stitch.....	4610
2. Appliqué Placement Stitch.....	4610
3. Appliqué Tackdown & Cut Line.....	4610
4. Waves.....	4610
5. Medium Yellow Shading.....	0504
6. Dark Yellow Shading.....	0704
7. Light Yellow Shading.....	0640
8. Light Blue Shading.....	5050
9. Eyes.....	0020
10. White in Eyes.....	0015
11. Appliqué Cover Stitch.....	4625
12. Seam Stitch.....	0020

### 80002-080 Jumbo Stitch 'n' Turn B with Appliqué

1. Fabric Placement Stitch.....	0131
2. Letter Appliqué Placement Stitch.....	0131
3. Letter Appliqué Tackdown & Cut Line.....	0131
4. Wing Appliqué Placement Stitch.....	0131
5. Wing Appliqué Tackdown & Cut Line.....	0131
6. Wing Appliqué Cover Stitch.....	0131
7. Stripes & Antennae.....	4174
8. Eyes.....	0020
9. Whites in Eyes.....	0015
10. Letter Appliqué Cover Stitch.....	0941
11. Seam Stitch.....	0020

### 80002-081 Jumbo Stitch 'n' Turn C with Appliqué

1. Fabric Placement Stitch.....	6031
2. Appliqué Placement Stitch.....	6031
3. Appliqué Tackdown & Cut Line.....	6031
4. Yellow Shading.....	6031
5. Red Spots.....	1600
6. Appliqué Cover Stitch, Antennae & Legs.....	5610
7. Eyes.....	0020
8. White in Eyes.....	0015
9. Seam Stitch.....	0020

### 80002-082 Jumbo Stitch 'n' Turn D with Appliqué

1. Fabric Placement Stitch.....	2640
2. Letter Appliqué Placement Stitch.....	2640
3. Letter Appliqué Tackdown & Cut Line.....	2640
4. Horn Appliqué Placement Stitch.....	2640
5. Horn Appliqué Tackdown & Cut Line.....	2640
6. Spine.....	2640
7. Spine Outlines.....	2905
8. Letter Appliqué Cover Stitch.....	1010
9. Horn Appliqué Cover Stitch.....	0131
10. Eyes.....	0020
11. White in Eyes.....	0015
12. Seam Stitch.....	0020

### 80002-083 Jumbo Stitch 'n' Turn E with Appliqué

1. Fabric Placement Stitch.....	1352
2. Appliqué Placement Stitch.....	1352
3. Appliqué Tackdown & Cut Line.....	1352
4. Nails.....	1352
5. Appliqué Cover Stitch.....	0131
6. Eyes.....	0020
7. White in Eyes.....	0015
8. Seam Stitch.....	0020

### 80002-084 Jumbo Stitch 'n' Turn F with Appliqué

1. Fabric Placement Stitch.....	1860
2. Appliqué Placement Stitch.....	1860
3. Appliqué Tackdown & Cut Line.....	1860
4. Ears & Nose.....	1860
5. Appliqué Cover Stitch.....	0131
6. Fur Shading.....	4071
7. Eyes.....	0020
8. White in Eyes.....	0015
9. Seam Stitch.....	0020

### 80002-085 Jumbo Stitch 'n' Turn G with Appliqué

1. Fabric Placement Stitch.....	2912
2. Appliqué Placement Stitch.....	2912
3. Appliqué Tackdown & Cut Line.....	2912
4. Purple Candy.....	2912
5. Purple Candy Shading.....	7033
6. Yellow Candy.....	0640
7. Yellow Candy Shading.....	7003
8. Green Candy.....	5513
9. Green Candy Shading.....	7035
10. Orange Candy.....	1114
11. Orange Candy Shading.....	7030
12. Red Candy.....	1900
13. Red Candy Shading.....	7030
14. Eyes.....	0020
15. White in Eyes & Shading on Lid.....	0015
16. Appliqué Cover Stitch.....	0131
17. Seam Stitch.....	0020

### 80002-086 Jumbo Stitch 'n' Turn H with Appliqué

1. Fabric Placement Stitch.....	1115
2. Chimney Appliqué Placement Stitch.....	1115
3. Chimney Appliqué Tackdown & Cut Line.....	1115
4. Dark Brick.....	1115
5. Medium Brick.....	0922
6. Light Brick.....	1141
7. House Appliqué Placement Stitch.....	3770
8. House Appliqué Tackdown & Cut Line.....	3770
9. Windows and Top of Chimney.....	3770
10. House Appliqué Cover Stitch.....	0704
11. Roof.....	0853
12. Roof & Chimney Appliqué Cover Stitch.....	1346
13. Chimney Top.....	0131
14. Eyes.....	0020
15. White in Eyes.....	0015
16. Seam Stitch.....	0020

### 80002-087 Jumbo Stitch 'n' Turn I with Appliqué

1. Fabric Placement Stitch.....	2521
2. Ice Cream Appliqué Placement Stitch.....	2521
3. Ice Cream Appliqué Tackdown & Cut Line.....	2521
4. Ice Cream Appliqué Cover Stitch.....	2521
5. Eyes.....	0020
6. White in Eyes.....	0015
7. Cone Appliqué Placement Stitch.....	0781
8. Cone Appliqué Tackdown & Cut Line.....	0781
9. Cone Details.....	0781
10. Cone Appliqué Cover Stitch.....	1055
11. Seam Stitch.....	0020

### 80002-088 Jumbo Stitch 'n' Turn J with Appliqué

1. Fabric Placement Stitch.....	3730
2. Orange Slice & Glass Appliqué Placement Stitch.....	3730
3. Orange Slice & Appliqué Tackdown & Cut Line.....	3730
4. Blue Glass Shading.....	3730
5. Red Stripes on Straw.....	1902
6. Center of Orange Slice.....	1060
7. Orange Slice Appliqué Cover Stitch.....	0800
8. Eyes.....	0020
9. White in Eyes, Highlights on Glass & White Stripe on Straw.....	0015
10. Glass Appliqué Cover Stitch.....	4032
11. Seam Stitch.....	0020

### 80002-089 Jumbo Stitch 'n' Turn K with Appliqué

1. Fabric Placement Stitch.....	1701
2. Appliqué Placement Stitch.....	1701
3. Appliqué Tackdown & Cut Line.....	1701
4. Red Flags.....	1701
5. Appliqué Cover Stitch.....	0108
6. Eyes.....	0020
7. White in Eyes.....	0015
8. Windows.....	0132
9. Window Outlines & Bricks.....	0131
10. Seam Stitch.....	0020

### 80002-090 Jumbo Stitch 'n' Turn L with Appliqué

1. Fabric Placement Stitch.....	5912
2. Appliqué Placement Stitch.....	5912
3. Appliqué Tackdown & Cut Line.....	5912
4. Leaves.....	5912
5. Appliqué Cover Stitch.....	1355
6. Leaves Outlines.....	5643
7. Eyes.....	0020
8. White in Eyes.....	0015
9. Seam Stitch.....	0020

### 80002-091 Jumbo Stitch 'n' Turn M with Appliqué

1. Fabric Placement Stitch.....	1840
2. Appliqué Placement Stitch.....	1840
3. Appliqué Tackdown & Cut Line.....	1840
4. Pink Ears.....	1840
5. Appliqué Cover Stitch & Dark Gray Spots.....	0132
6. Blue Collar.....	3711
7. Collar Outlines.....	3620
8. Bell.....	0853
9. Bell Highlights.....	0761
10. Bell Outlines.....	0747
11. Eyes.....	0020
12. White in Eyes.....	0015
13. Seam Stitch.....	0020

### 80002-092 Jumbo Stitch 'n' Turn N with Appliqué

1. Fabric Placement Stitch.....	2715
2. Appliqué Placement Stitch.....	2715
3. Appliqué Tackdown & Cut Line.....	2715
4. Appliqué Cover Stitch.....	2715
5. Eyes.....	0020
6. Moon & Stars.....	0600
7. Moon Outlines.....	0702
8. Seam Stitch.....	0020

### 80002-093 Jumbo Stitch 'n' Turn O with Appliqué

1. Fabric Placement Stitch.....	0821
2. Appliqué Placement Stitch.....	0821
3. Appliqué Tackdown & Cut Line.....	0821
4. Dark Tan Spots.....	0821
5. Eyes.....	0020
6. White in Eyes.....	0015
7. Appliqué Cover Stitch.....	1114
8. Seam Stitch.....	0020

It is a violation of Copyright law to make and distribute copies of software or artwork.

Software is licensed to the original purchaser for use at one location. ©2012 Soft Serv Creations for use in Home Embroidery. All rights reserved.

Listings below indicate color sample, stitching order and suggested thread color number in Isacord and Yenmet threads.

**80002-094 Jumbo Stitch 'n' Turn P with Appliqué**

1. Fabric Placement Stitch.....	0542
2. Appliqué Placement Stitch.....	0542
3. Appliqué Tackdown & Cut Line.....	0542
4. Gold Spots.....	0542
5. Appliqué Cover Stitch & Nose.....	0747
6. Tongue.....	1704
7. Eyes.....	0020
8. White in Eyes.....	0015
9. Tongue Highlights.....	1840
10. Seam Stitch.....	0020

**80002-095 Jumbo Stitch 'n' Turn Q with Appliqué**

1. Fabric Placement Stitch.....	0704
2. Appliqué Placement Stitch.....	0704
3. Appliqué Tackdown & Cut Line.....	0704
4. Appliqué Cover Stitch.....	0704
5. Beak.....	1102
6. Beak Outlines.....	1301
7. Seam Stitch.....	0020
8. White in Eyes.....	0015
9. Feathers.....	0640
10. Seam Stitch.....	0020

**80002-096 Jumbo Stitch 'n' Turn R with Appliqué**

1. Fabric Placement Stitch.....	1902
2. Appliqué Placement Stitch.....	1902
3. Appliqué Tackdown & Cut Line.....	1902
4. Red Stripe.....	1902
5. Purple Stripe.....	2905
6. Blue Stripe.....	3600
7. Green Stripe.....	5510
8. Yellow Stripe.....	0605
9. Orange Stripe.....	0904
10. Medium Orange Stripe.....	1301
11. Eyes.....	0020
12. White in Eyes.....	0015
13. Appliqué Cover Stitch.....	4073
14. Seam Stitch.....	0020

**80002-097 Jumbo Stitch 'n' Turn S with Appliqué**

1. Fabric Placement Stitch.....	5050
2. Appliqué Placement Stitch.....	5050
3. Appliqué Tackdown & Cut Line.....	5050
4. Light Blue Shading.....	5050
5. Light Blue Highlights.....	7029
6. Appliqué Cover Stitch.....	5101
7. Bubbles.....	4610
8. Eyes.....	0020
9. White in Eyes.....	0015
10. Seam Stitch.....	0020

**80002-098 Jumbo Stitch 'n' Turn T with Appliqué**

1. Fabric Placement Stitch.....	1141
2. Appliqué Placement Stitch.....	1141
3. Appliqué Tackdown & Cut Line.....	1141
4. Ears & Muzzle.....	1141
5. Appliqué Cover Stitch & Nose.....	1346
6. Fur.....	0853
7. Eyes.....	0020
8. White in Eyes.....	0015
9. Seam Stitch.....	0020

**80002-099 Jumbo Stitch 'n' Turn U with Appliqué**

1. Fabric Placement Stitch.....	0020
2. Appliqué Placement Stitch.....	0020
3. Appliqué Tackdown & Cut Line.....	0020
4. Eyes.....	0020
5. Blue Cloud Shading.....	3770
6. White in Eyes & Cloud Shading.....	0015
7. Appliqué Cover Stitch.....	3600
8. Seam Stitch.....	0020

**80002-100 Jumbo Stitch 'n' Turn V with Appliqué**

1. Fabric Placement Stitch.....	5912
2. Appliqué Placement Stitch.....	5912
3. Appliqué Tackdown & Cut Line.....	5912
4. Leaves.....	5912
5. Leaves Outlines.....	5633
6. Appliqué Cover Stitch.....	1010
7. Eyes.....	0020
8. White in Eyes.....	0015
9. Seam Stitch.....	0020

**80002-101 Jumbo Stitch 'n' Turn W with Appliqué**

1. Fabric Placement Stitch.....	0108
2. Appliqué Placement Stitch.....	0108
3. Appliqué Tackdown & Cut Line.....	0108
4. Face.....	0108
5. White Fur Details.....	0015
6. Face Outlines.....	0132
7. Appliqué Cover Stitch.....	0142
8. Eyes.....	0020
9. White in Eyes.....	0015
10. Seam Stitch.....	0020

**80002-102 Jumbo Stitch 'n' Turn X with Appliqué**

1. Fabric Placement Stitch.....	0108
2. Appliqué Placement Stitch.....	0108
3. Appliqué Tackdown & Cut Line.....	0108
4. Appliqué Cover Stitch.....	0108
5. Yellow Tile.....	0605
6. Yellow Tile Outlines.....	0542
7. Eyes & Outlines.....	0020
8. Blue Tile.....	3600
9. Blue Tile Outlines.....	3622
10. Green Tile.....	5510
11. Green Tile Outlines.....	5555
12. Orange Tile.....	1301
13. Orange Tile Outlines.....	1322
14. Red Tile.....	1902
15. Red Tile Outlines.....	1912
16. White in Eyes.....	0015
17. Seam Stitch.....	0020

**80002-103 Jumbo Stitch 'n' Turn Y with Appliqué**

1. Fabric Placement Stitch.....	0101
2. Appliqué Placement Stitch.....	0101
3. Appliqué Tackdown & Cut Line.....	0101
4. Icing.....	0101
5. Appliqué Cover Stitch.....	0941
6. Blue Sprinkles.....	3600
7. Green Sprinkles.....	5513
8. Red Sprinkles.....	1902
9. Yellow Sprinkles.....	0605
10. Eyes.....	0020
11. White in Eyes.....	0015
12. Seam Stitch.....	0020


**80002-104 Jumbo Stitch 'n' Turn Z with Appliqué**

1. Fabric Placement Stitch.....	0124
2. Appliqué Placement Stitch.....	0124
3. Appliqué Tackdown & Cut Line.....	0124
4. Light Shading.....	0124
5. Appliqué Cover Stitch & Dark Shading.....	4174
6. Eyes.....	0020
7. White in Eyes.....	0015
8. Seam Stitch.....	0020

**NOTE: Thread color numbers beginning with 7 refer to Yenmet Metallic thread. Appliqué fabric not included.**

## CUT IN PLACE APPLIQUE INSTRUCTIONS

1. Hoop your fabric and backing.
2. Sew the pattern/placement. **PHOTO 1**
3. Place a piece of appliqué fabric over the pattern/placement so that it is completely covered.
4. Sew the trim stitch/tackdown.
5. Carefully cut away the excess appliqué fabric. **PHOTO 2**
6. Sew the remainder of the design and repeat for any remaining pieces. **PHOTO 3**



### SUPPLIES

- Mesh cut-away stabilizer
- Off-white cotton or flannel fabric for stitch 'n' turn elements
- Scraps of assorted fabrics for applique
- Temporary spray adhesive

### CREATE STITCH 'N' TURN ELEMENTS

Designs 80002-053 through 80002-078 are stitch 'n' turn letter pillows for use with a large hoop while designs 80002-079 through 80002-104 are stitch 'n' turn letter pillows for use with a jumbo hoop. Follow these simple steps to create the cute and funky pillows:

1. Hoop one layer of mesh cut-away stabilizer.
2. Stitch the first color of your chosen design; this will stitch the fabric placement stitch. **PHOTO 1**
3. Remove the hoop from the machine but do not remove the stabilizer from the hoop.
4. Spray the stabilizer with temporary spray adhesive and lay a piece of off-white fabric on the sprayed stabilizer, completely covering the sewn placement stitch by a minimum of 1/2" on all sides. **PHOTO 2**
5. Return the hoop to the machine and continue stitching the design.
6. The designs contain one or more areas of applique. Refer to the cut in place applique instructions for information on how to apply applique.
7. Continue stitching the remainder of the design, appliqueing areas as required.
8. Before stitching the very last color (basting stitch) lay a second piece of off-white fabric right side down on top of design.
9. Stitch the final, basting stitch. (When actually making a pillow you will want to use a thread color that will blend with the off-white fabric used. To ensure it shows in a photo our sample was sewn with black thread.) **PHOTO 3**
10. Remove the hoop from the machine and the fabric from the hoop.
11. Trim 1/4" around the basting stitch. **PHOTO 4**
12. Clip curves and turn right side out.
13. Stuff with polyester stuffing then turn tab in. **PHOTO 5**
14. Hand stitch opening closed.



Photo 1



Photo 2




Photo 3




Photo 4




Photo 5