



Note: Some designs in this collection may have been created using unique special stitches and/or techniques. To preserve design integrity when rescaling or rotating designs in your software, always rescale or rotate designs using the handles directly on-screen.



**80010-01 African Symbol 01 Appliqué**  
3.47 X 3.72 in.  
88.14 X 94.49 mm  
1,508 St.



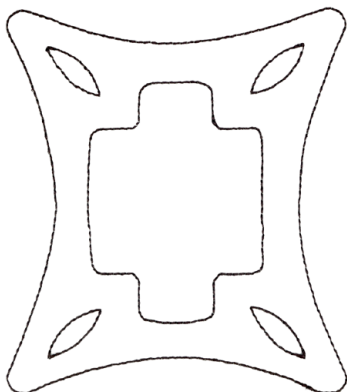
**80010-02 African Symbol 01 Linework**  
3.45 X 3.72 in.  
87.63 X 94.49 mm  
1,161 St. ⚙



**80010-03 African Symbol 01 Motif**  
3.45 X 3.72 in.  
87.63 X 94.49 mm  
3,294 St. ⚙




**80010-04 African Symbol 02 Appliqué**  
3.39 X 3.88 in.  
86.11 X 98.55 mm  
1,943 St.




**80010-05 African Symbol 02 Linework**  
3.39 X 3.88 in.  
86.11 X 98.55 mm  
1,396 St. ⚙




**80010-06 African Symbol 02 Motif**  
3.39 X 3.88 in.  
86.11 X 98.55 mm  
3,229 St. ⚙



**80010-07 African Symbol 03 Appliqué**  
4.20 X 4.26 in.  
106.68 X 108.20 mm  
777 St.




**80010-08 African Symbol 03 Linework**  
4.20 X 4.26 in.  
106.68 X 108.20 mm  
622 St. ⚙



**80010-09 African Symbol 03 Motif**  
4.20 X 4.26 in.  
106.68 X 108.20 mm  
1,835 St. ⚙



**80010-10 African Symbol 04 Appliqué**  
4.71 X 5.50 in.  
119.63 X 139.70 mm  
2,498 St. L



**80010-11 African Symbol 04 Linework**  
4.67 X 5.46 in.  
118.62 X 138.68 mm  
1,965 St. ⚙ L





**80010-12 African Symbol 04 Motif**  
4.67 X 5.46 in.  
118.62 X 138.68 mm  
5,379 St. ⚙ L

⚙ Design contains a loose fill.  
⚙ Some white areas shown are not stitched.

L Design is larger than 5" (127 mm) in either direction.  
S Design is smaller than 1.5" (38.1 mm) in either direction.

Note: Some designs in this collection may have been created using unique special stitches and/or techniques. To preserve design integrity when rescaling or rotating designs in your software, always rescale or rotate designs using the handles directly on-screen.


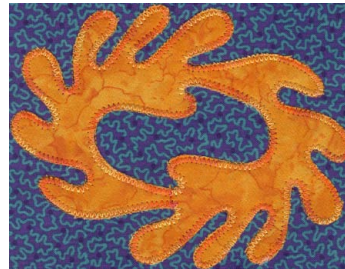
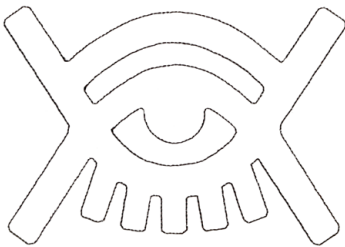


**80010-13 African Symbol 05 Appliqué**  
3.90 X 5.14 in.  
99.06 X 130.56 mm  
3,192 St. **L**

**80010-14 African Symbol 05 Linework**  
3.90 X 5.14 in.  
99.06 X 130.56 mm  
2,391 St. **⊗ L**

**80010-15 African Symbol 05 Motif**  
3.90 X 5.14 in.  
99.06 X 130.56 mm  
5,084 St. **⊗ L**

**80010-16 African Symbol 06 Appliqué**  
4.13 X 5.87 in.  
104.90 X 149.10 mm  
2,592 St. **L**





**80010-17 African Symbol 06 Linework**  
4.13 X 5.87 in.  
104.90 X 149.10 mm  
2,007 St. **⊗ L**

**80010-18 African Symbol 06 Motif**  
4.13 X 5.87 in.  
104.90 X 149.10 mm  
9,003 St. **⊗ L**

**80010-19 African Symbol 07 Appliqué**  
4.23 X 5.40 in.  
107.44 X 137.16 mm  
2,450 St. **L**

**80010-20 African Symbol 07 Linework**  
4.23 X 5.40 in.  
107.44 X 137.16 mm  
1,914 St. **⊗ L**



**80010-21 African Symbol 07 Motif**  
4.23 X 5.40 in.  
107.44 X 137.16 mm  
5,054 St. **⊗ L**

**80010-22 African Symbol 08 Appliqué**  
3.87 X 3.87 in.  
98.30 X 98.30 mm  
1,809 St.


**80010-23 African Symbol 08 Linework**  
3.87 X 3.87 in.  
98.30 X 98.30 mm  
1,388 St. **⊗**

**80010-24 African Symbol 08 Motif**  
3.87 X 3.87 in.  
98.30 X 98.30 mm  
3,548 St. **⊗**


**⊗** Design contains a loose fill.  
**⊗** Some white areas shown are not stitched.

**L** Design is larger than 5" (127 mm) in either direction.  
**S** Design is smaller than 1.5" (38.1 mm) in either direction.

Note: Some designs in this collection may have been created using unique special stitches and/or techniques. To preserve design integrity when rescaling or rotating designs in your software, always rescale or rotate designs using the handles directly on-screen.



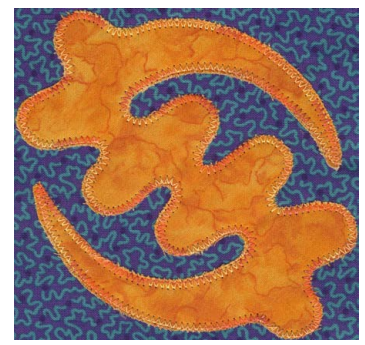
**80010-25 African Symbol 09 Appliqué**  
3.86 X 3.88 in.  
98.04 X 98.55 mm  
2,004 St.




**80010-26 African Symbol 09 Linework**  
3.86 X 3.88 in.  
98.04 X 98.55 mm  
1,601 St. ⚙



**80010-27 African Symbol 09 Motif**  
3.86 X 3.88 in.  
98.04 X 98.55 mm  
6,014 St. ⚙



**80010-28 African Symbol 10 Appliqué**  
4.42 X 4.29 in.  
112.27 X 108.97 mm  
1,764 St.



**80010-29 African Symbol 10 Linework**  
4.42 X 4.29 in.  
112.27 X 108.97 mm  
1,390 St. ⚙




**80010-30 African Symbol 10 Motif**  
4.42 X 4.29 in.  
112.27 X 108.97 mm  
10,510 St. ⚙



**80010-31 African Symbol 11 Appliqué**  
4.57 X 5.26 in.  
116.08 X 133.60 mm  
3,361 St. L



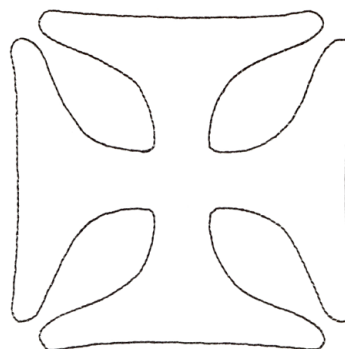
**80010-32 African Symbol 11 Linework**  
4.57 X 5.26 in.  
116.08 X 133.60 mm  
2,435 St. ⚙ L




**80010-33 African Symbol 11 Motif**  
4.57 X 5.26 in.  
116.08 X 133.60 mm  
10,852 St. ⚙ L



**80010-34 African Symbol 12 Appliqué**  
4.17 X 4.20 in.  
105.92 X 106.68 mm  
1,867 St.



**80010-35 African Symbol 12 Linework**  
4.17 X 4.20 in.  
105.92 X 106.68 mm  
1,480 St. ⚙



**80010-36 African Symbol 12 Motif**  
4.17 X 4.20 in.  
105.92 X 106.68 mm  
4,088 St. ⚙

⚙ Design contains a loose fill.  
⚙ Some white areas shown are not stitched.

L Design is larger than 5" (127 mm) in either direction.  
S Design is smaller than 1.5" (38.1 mm) in either direction.

Note: Some designs in this collection may have been created using unique special stitches and/or techniques. To preserve design integrity when rescaling or rotating designs in your software, always rescale or rotate designs using the handles directly on-screen.



**80010-37 African Symbol 13 Appliqué**  
 1.99 X 4.38 in.  
 50.55 X 111.25 mm  
 575 St.



**80010-38 African Symbol 13 Linework**  
 1.99 X 4.38 in.  
 50.55 X 111.25 mm  
 460 St. ⚙️

















































































**80010-39 African Symbol 13 Motif**  
 1.99 X 4.38 in.  
 50.55 X 111.25 mm  
 1,521 St. ⚙️

⚙️ Design contains a loose fill.  
 ⚙️ Some white areas shown are not stitched.

L Design is larger than 5" (127 mm) in either direction.  
 S Design is smaller than 1.5" (38.1 mm) in either direction.

Listings below indicate color sample, stitching order and suggested thread color number in Isacord thread.

|  |   |   |
|--|---|---|
| <b>80010-01 African Symbol 01 Appliqué</b><br> 1. Placement Stitch .....3332<br> 2. Tackdown .....1102<br> 3. Cover Stitch .....8002       | <b>80010-14 African Symbol 05 Linework</b><br> 1. Single Color Design .....0020  | <b>80010-27 African Symbol 09 Motif</b><br> 1. Motif .....8012<br> 2. Outline .....1141   |
| <b>80010-02 African Symbol 01 Linework</b><br> 1. Single Color Design .....0020  | <b>80010-15 African Symbol 05 Motif</b><br> 1. Motif .....8012<br> 2. Outline .....1141   | <b>80010-28 African Symbol 10 Appliqué</b><br> 1. Placement Stitch .....3332<br> 2. Tackdown .....1102<br> 3. Cover Stitch .....8002       |
| <b>80010-03 African Symbol 01 Motif</b><br> 1. Motif .....8012<br> 2. Outline .....1141  | <b>80010-16 African Symbol 06 Appliqué</b><br> 1. Placement Stitch .....3332<br> 2. Tackdown .....1102<br> 3. Cover Stitch .....8002       | <b>80010-29 African Symbol 10 Linework</b><br> 1. Single Color Design .....0020  |
| <b>80010-04 African Symbol 02 Appliqué</b><br> 1. Placement Stitch .....3332<br> 2. Tackdown .....1102<br> 3. Cover Stitch .....8002       | <b>80010-17 African Symbol 06 Linework</b><br> 1. Single Color Design .....0020  | <b>80010-30 African Symbol 10 Motif</b><br> 1. Motif .....8012<br> 2. Outline .....1141   |
| <b>80010-05 African Symbol 02 Linework</b><br> 1. Single Color Design .....0020  | <b>80010-18 African Symbol 06 Motif</b><br> 1. Motif .....8012<br> 2. Outline .....1141   | <b>80010-31 African Symbol 11 Appliqué</b><br> 1. Placement Stitch .....3332<br> 2. Tackdown .....1102<br> 3. Cover Stitch .....8002       |
| <b>80010-06 African Symbol 02 Motif</b><br> 1. Motif .....8012<br> 2. Outline .....1141  | <b>80010-19 African Symbol 07 Appliqué</b><br> 1. Placement Stitch .....3332<br> 2. Tackdown .....1102<br> 3. Cover Stitch .....8002       | <b>80010-32 African Symbol 11 Linework</b><br> 1. Single Color Design .....0020  |
| <b>80010-07 African Symbol 03 Appliqué</b><br> 1. Placement Stitch .....3332<br> 2. Tackdown .....1102<br> 3. Cover Stitch .....8002       | <b>80010-20 African Symbol 07 Linework</b><br> 1. Single Color Design .....0020  | <b>80010-33 African Symbol 11 Motif</b><br> 1. Motif .....8012<br> 2. Outline .....1141   |
| <b>80010-08 African Symbol 03 Linework</b><br> 1. Single Color Design .....0020  | <b>80010-21 African Symbol 07 Motif</b><br> 1. Motif .....8012<br> 2. Outline .....1141  | <b>80010-34 African Symbol 12 Appliqué</b><br> 1. Placement Stitch .....3332<br> 2. Tackdown .....1102<br> 3. Cover Stitch .....8002 |
| <b>80010-09 African Symbol 03 Motif</b><br> 1. Motif .....8012<br> 2. Outline .....1141  | <b>80010-22 African Symbol 08 Appliqué</b><br> 1. Placement Stitch .....3332<br> 2. Tackdown .....1102<br> 3. Cover Stitch .....8002 | <b>80010-35 African Symbol 12 Linework</b><br> 1. Single Color Design .....0020  |
| <b>80010-10 African Symbol 04 Appliqué</b><br> 1. Placement Stitch .....3332<br> 2. Tackdown .....1102<br> 3. Cover Stitch .....8002 | <b>80010-23 African Symbol 08 Linework</b><br> 1. Single Color Design .....0020  | <b>80010-36 African Symbol 12 Motif</b><br> 1. Motif .....8012<br> 2. Outline .....1141   |
| <b>80010-11 African Symbol 04 Linework</b><br> 1. Single Color Design .....0020  | <b>80010-24 African Symbol 08 Motif</b><br> 1. Motif .....8012<br> 2. Outline .....1141   | <b>80010-37 African Symbol 13 Appliqué</b><br> 1. Placement Stitch .....3332<br> 2. Tackdown .....1102<br> 3. Cover Stitch .....8002 |
| <b>80010-12 African Symbol 04 Motif</b><br> 1. Motif .....8012<br> 2. Outline .....1141  | <b>80010-25 African Symbol 09 Appliqué</b><br> 1. Placement Stitch .....3332<br> 2. Tackdown .....1102<br> 3. Cover Stitch .....8002 | <b>80010-38 African Symbol 13 Linework</b><br> 1. Single Color Design .....0020  |
| <b>80010-13 African Symbol 05 Appliqué</b><br> 1. Placement Stitch .....3332<br> 2. Tackdown .....1102<br> 3. Cover Stitch .....8002 | <b>80010-26 African Symbol 09 Linework</b><br> 1. Single Color Design .....0020  | <b>80010-39 African Symbol 13 Motif</b><br> 1. Motif .....8012<br> 2. Outline .....1141   |



**Note:** Appliqué fabric not included.  
 Colors 8002 & 8012 are from the YLI Variations thread collection

### Pre-Cut Appliqué Instructions

1. Print out the necessary pages from the PDF of the appliqué pattern(s).
2. Mark the right side of the pattern pieces so you'll know which direction to lay the pattern on the fabric.
3. Lightly spray the wrong side of the pattern pieces with temporary adhesive spray and allow it to set for a few minutes.
4. Place the pattern pieces on the right side of the fabric and carefully cut them out. **PHOTO 1**
5. Sew the placement stitch on your hooped fabric. **PHOTO 2**
6. With the paper still stuck to the right side of the appliqué fabric, spray the wrong side of the fabric with temporary spray adhesive.
7. Place the fabric inside the sewing placement stitch so that it matches the stitching line then remove the paper pattern. **PHOTO 3**
8. Sew the tackdown. **PHOTO 4**
9. Sew the remainder of the design and repeat for any remaining pieces. **PHOTO 5**

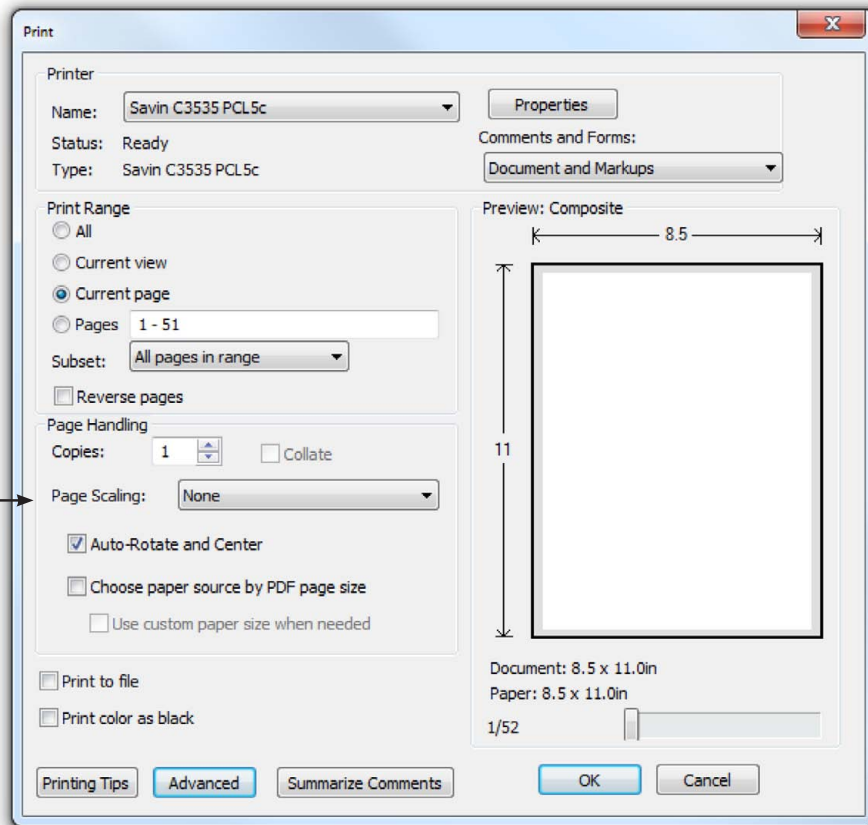
**NOTE:** The patterns are sized for the designs as they were made. If you resize the design, you will need to resize the pattern the same amount. You can print out the pattern at the normal size then copy it on a copy machine at the changed size, i.e. resize the designs to 80%, resize the printed pattern to 80%.

**TIP:** When Printing the patterns, make sure that the “Fit to page” option is **UNCHECKED** in the Print Dialog Box. If this option is checked the printed patterns will not be actual size.



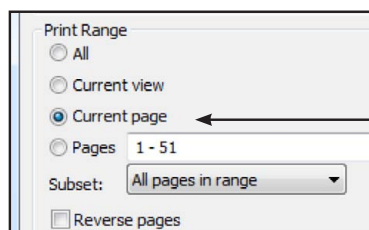
## ATTENTION

When printing this document, any page scaling or page fitting options in your print dialog box must be turned OFF or set to NONE so that your files will print out at their actual size. Images not printed at actual size will not function as intended.



## TO SAVE PAPER

Only print the desired image by navigating to the image's page, go to File > Print and select "Current page" in the print dialog box. Repeat for each desired image.



Note: Shaded areas need to be cut away.

