

Note: Some designs in this collection may have been created using unique special stitches and/or techniques. To preserve design integrity when rescaling or rotating designs in your software, always rescale or rotate designs using the handles directly on-screen.



80013-01 Appliqué
6.25 X 4.73 in.
158.75 X 120.14 mm
9,905 St. **L**



80013-02 Appliqué
3.02 X 2.52 in.
76.71 X 64.01 mm
7,092 St.



80013-03 Appliqué
1.30 X 1.47 in.
33.02 X 37.34 mm
183 St. **S**



80013-04
1.61 X 3.12 in.
40.89 X 79.25 mm
5,622 St. **⊗**



80013-05
3.25 X .30 in.
82.55 X 7.62 mm
1,220 St. **⊗ S**



80013-06 Appliqué
1.08 X 1.49 in.
27.43 X 37.85 mm
1,103 St. **S**



80013-07 Appliqué
2.27 X 2.51 in.
57.66 X 63.75 mm
1,919 St.



80013-08 Appliqué
1.52 X 2.51 in.
38.61 X 63.75 mm
1,721 St.



80013-09 Appliqué
1.57 X 2.56 in.
39.88 X 65.02 mm
2,009 St.



80013-10 Appliqué
2.23 X 2.52 in.
56.64 X 64.01 mm
2,089 St.



80013-11 Appliqué
2.25 X 1.68 in.
57.15 X 42.67 mm
845 St.



80013-12 Appliqué
2.17 X 2.25 in.
55.12 X 57.15 mm
961 St.

⊗ Design contains a loose fill.
⊗ Some white areas shown are not stitched.

L Design is larger than 5" (127 mm) in either direction.
S Design is smaller than 1.5" (38.1 mm) in either direction.

Note: Some designs in this collection may have been created using unique special stitches and/or techniques. To preserve design integrity when rescaling or rotating designs in your software, always rescale or rotate designs using the handles directly on-screen.



80013-13 Appliqué
2.05 X 2.51 in.
52.07 X 63.75 mm
1,378 St.




80013-14 Appliqué
1.72 X 3.02 in.
43.69 X 76.71 mm
4,754 St.



80013-15 Appliqué
2.48 X 3.01 in.
62.99 X 76.45 mm
5,906 St.




80013-16 Appliqué
3.01 X 2.89 in.
76.45 X 73.41 mm
3,960 St.



80013-17 Appliqué
1.94 X 2.61 in.
49.28 X 66.29 mm
1,725 St. ✿



80013-18 Appliqué
1.88 X 2.00 in.
47.75 X 50.80 mm
1,678 St.



80013-19 Appliqué
1.59 X 1.49 in.
40.39 X 37.85 mm
593 St. S



80013-20 Appliqué
3.68 X 6.87 in.
93.47 X 174.50 mm
11,351 St. ✿ L



80013-21 Appliqué
6.38 X 2.10 in.
162.05 X 53.34 mm
3,407 St. ✿ L



80013-22 Appliqué
6.92 X 2.45 in.
175.77 X 62.23 mm
9,678 St. ✿ L



80013-23
4.98 X 2.39 in.
126.49 X 60.71 mm
12,576 St. ✿

80013-24 Appliqué
3.34 X 3.42 in.
84.84 X 86.87 mm
12,888 St. ✿

✿ Design contains a loose fill.
✿ Some white areas shown are not stitched.

L Design is larger than 5" (127 mm) in either direction.
S Design is smaller than 1.5" (38.1 mm) in either direction.

Note: Some designs in this collection may have been created using unique special stitches and/or techniques. To preserve design integrity when rescaling or rotating designs in your software, always rescale or rotate designs using the handles directly on-screen.



80013-25 Appliqué
3.42 X 3.76 in.
86.87 X 95.50 mm
11,590 St.



80013-26 Appliqué
2.98 X 2.86 in.
75.69 X 72.64 mm
6,477 St. ⚙



80013-27
5.50 X 3.20 in.
139.70 X 81.28 mm
17,966 St. ⚙ L

⚙ Design contains a loose fill.
⚙ Some white areas shown are not stitched.

L Design is larger than 5" (127 mm) in either direction.
S Design is smaller than 1.5" (38.1 mm) in either direction.



Cornucopia

by Debbie Mumm / #80013 / 28 Designs

Listings below indicate color sample, stitching order and suggested thread color number. Most numbers indicate Isacord thread. However, colors beginning with 20501 refer to YLI Fine Metallics, 7 refer to Yenmet Metallic, 8 refer to YLI Variations Variegated Thread and 9 refer to Isacord Multicolor Variegated.

80013-01 Appliqué

1. Little Pumpkins Placement Stitch	0015
2. Little Pumpkins Tackdown	0922
3. Leaves Placement Stitch	0015
4. Leaves Tackdown	6133
5. Basket Dark Shading	1565
6. Basket Placement Stitch	0015
7. Basket Medium Shading	0822
8. Basket Light Shading	0771
9. Apple Placement Stitch	0015
10. Apple Tackdown	1725
11. Small Leaves	0622
12. Grapes & Plum Placement Stitch	0015
13. Grapes & Plum Tackdown	2920
14. Stem Placement Stitch	0015
15. Stem and Basket Tackdown	0853
16. Squash Placement Stitch	0721
17. Squash Tackdown	0721
18. Large Pumpkin Placement Stitch	1115
19. Large Pumpkin Tackdown & Basket Linework	1115
20. Purple Basket Linework	2761

80013-02 Appliqué

1. Large Pumpkin Stem	0853
2. Large Pumpkin Placement Stitch	0015
3. Large Pumpkin Tackdown	1115
4. Yellow Pumpkin	0622
5. Cat	0552
6. Light Fur Details	0660
7. Medium Brown Details	0853
8. Face Details	1565

80013-03 Appliqué

1. Moon Placement Stitch	0015
2. Moon Tackdown	0552

80013-04

1. Dark Yellow Details	0622
2. Dark Gold Details	0546
3. Medium Brown Details	0853

80013-05

1. Single Color Design	0622
------------------------	------

80013-06 Appliqué

1. Shell Placement Stitch	0015
2. Shell Tackdown & Spots	6133
3. Cap Placement Stitch	0015
4. Cap Tackdown & Stem	0922
5. Medium Brown Linework	0853

80013-07 Appliqué

1. Leaf Placement Stitch	0015
2. Leaf Shading & Stem	0853
3. Dark Orange Shading	1115
4. Leaf Tackdown & Details	1565

80013-08 Appliqué

1. Leaf Placement Stitch	0015
2. Medium Yellow Shading	0520
3. Leaf Tackdown	0853
4. Green Details	6133
5. Veins	1565

80013-09 Appliqué

1. Leaf Placement Stitch	0015
2. Leaf Shading	0622
3. Leaf Tackdown & Medium Gold Details	0721
4. Medium Orange Shading	0922
5. Dark Brown Veins	1565

80013-10 Appliqué

1. Leaf Placement Stitch	0015
2. Leaf Edge Shading	0520
3. Leaf Tackdown & Stem	0622
4. Leaf Shading	0922
5. Veins	1565

80013-11 Appliqué

1. Pumpkin Placement Stitch	0015
2. Pumpkin Tackdown	0922
3. Stem	6133
4. Stem Shading	0546

80013-12 Appliqué

1. Pumpkin Placement Stitch	0015
2. Pumpkin Tackdown	1115
3. Stem	6133
4. Stem Shading	0546

80013-13 Appliqué

1. Stem	6133
2. Squash Placement Stitch	0015
3. Squash Tackdown & Details	0546
4. Medium Yellow Shading	0520
5. Medium Orange Details	0922

80013-14 Appliqué

1. Back Leaf Placement Stitch	0015
2. Back Leaf Tackdown	0546
3. Medium Orange Corn Kernels	0922
4. Medium Purple Corn Kernels	3251
5. Dark Brown Corn Kernels	1565
6. Dark Yellow Corn Kernels	0622
7. Medium Yellow Corn Kernels	0520
8. Front Leaf Placement Stitch	0015
9. Front Leaf Tackdown & Linework	0546

80013-15 Appliqué

1. Pumpkin Placement Stitch	0015
2. Pumpkin Tackdown	1115
3. Left Squash Placement Stitch	0015
4. Left Squash Tackdown	0546
5. Little Pumpkins Placement Stitch	0015
6. Little Pumpkins Tackdown	0922
7. Basket Placement Stitch	0015
8. Basket Tackdown & Details	0853
9. Right Squash Placement Stitch	0015
10. Right Squash Tackdown	0552
11. Dark Orange Basket Band	1115
12. Dark Brown Band Outlines & Stem Shading	1565
13. Dots on Upper Band	3251

80013-16 Appliqué

1. Wheat Placement Stitch	0015
2. Wheat Tackdown & Linework	0552
3. Back Pumpkin Placement Stitch	0015
4. Back Pumpkin Tackdown	0922
5. Front Pumpkins Placement Stitch	0015
6. Front Pumpkins Tackdown	1115
7. Dark Green Stems	6133
8. Squash Placement Stitch	0015
9. Squash Tackdown, Shading on Stems, & Wrapping in Wheat Sheaf	0853
10. Lines & Neck on Squash & Highlights on Stems	0546

80013-17 Appliqué

1. Leaf Placement Stitch	0015
2. Leaf Tackdown	0546
3. Veins	6133
4. Stem & Vines	0853
5. Grapes Placement Stitch	0015
6. Grapes Tackdown & Shading	2920

80013-18 Appliqué

1. Leaf & Stem	6133
2. Stem Shading & Leaf Center	0853
3. Apple Placement Stitch	0015
4. Apple Tackdown	0853
5. Red Plaid	1725

80013-19 Appliqué

1. Leaf & Stem	6133
2. Vein & Shading	0853
3. Plum Placement Stitch	0015
4. Plum Tackdown	2920

80013-20 Appliqué

1. Sign Placement Stitch	0015
2. Shoes, Stick, & Sign Tackdown	0721
3. Pants Placement Stitch	0015
4. Pants Tackdown	1565
5. Shirt & Patch Placement Stitch	0015
6. Shirt & Patch Tackdown	0546
7. Face	0660
8. Pumpkin, Elbow Patches, Nose, Hatband, Tiny Pumpkin, & Lettering "Pumpkins"	0922
9. Pumpkin & Patch Linework	1115
10. Straw & Hand	0771
11. "U-Pick", Hat, Neckband, Shirt Pocket Outlines, Hand Stripes, & Pumpkin Stem	0853
12. Bird & Soles	1874
13. Bird Outlines	4174
14. Stripes on Shirt Pocket	2761

80013-21 Appliqué

1. Letter Placement Stitch	0015
2. Letter Tackdown	0546
3. Top Pumpkin Placement Stitch	0015
4. Top Pumpkin Tackdown	0922
5. Bottom Pumpkin Placement Stitch	0015
6. Bottom Pumpkin Tackdown	0922
7. Medium Brown Stems	0853

80013-22 Appliqué

1. Letter Placement Stitch	0015
2. Letter Tackdown	0546
3. Corn Husks	0771
4. Orange Corn Kernels	0922
5. Purple Corn Kernels	3251
6. Brown Corn Kernels	1565
7. Dark Yellow Corn Kernels	0622
8. Medium Yellow Corn Kernels	0520
9. Corn Husks	0771
10. Dark Green Stem	6133
11. Squash Placement Stitch	0015
12. Squash Tackdown & Curly Vine	0546
13. Squash Highlights	0520
14. Squash Stripes	0922

80013-23

1. Letters & Grape Leaves	0520
2. Light Grapes	2761
3. Medium Grapes	3251
4. Dark Grapes	2920
5. Outlines & Spots on Letters	0622
6. Squash	0811
7. Large Star & Squash Highlights	0520
8. Outlines on Squash & Grape Leaves	0546
9. Leaf	0922
10. Leaf Shading	1115
11. Leaf Outlines, Leaf Stem, & Squash Stem	0853
12. Leaf Outlines & Veins & Small Stars Inside Star	1565
13. Large Star Outlines	0552

It is a violation of Copyright law to make and distribute copies of software or artwork.

Software is licensed to the original purchaser for use at one location. ©Debbie Mumm for use in Home Embroidery. All Rights Reserved.

Listings below indicate color sample, stitching order and suggested thread color number. Most numbers indicate Isacord thread. However, colors beginning with 20501 refer to YLI Fine Metallics, 7 refer to Yenmet Metallic, 8 refer to YLI Variations Variegated Thread and 9 refer to Isacord Multicolor Variegated.

80013-24 Appliqué

1. Tail Placement Stitch.....	0015
2. Tail Tackdown & Feathers.....	0853
3. Gold Feathers.....	0546
4. Red Feathers & Feather Banding.....	1725
5. Body Placement Stitch.....	0015
6. Body Tackdown, Wingtip, & Feather Edgings.....	0622
7. Feathers & Wing.....	0771
8. Underside Feathers.....	0853
9. Head & Feet.....	0922
10. Head Shading.....	1115
11. Feathers, Wing Band, & Wattle.....	1725
12. Beak & Outlines.....	1565

80013-26 Appliqué

1. Head & Feet.....	0922
2. Head Shading.....	1115
3. Wattle & Red Feathers.....	1725
4. Green Feathers.....	6133
5. Yellow Feathers.....	0622
6. Orange Feathers.....	1115
7. Light Brown Feathers.....	0853
8. Tail Feather Shading.....	1565
9. Turkey Placement Stitch.....	0015
10. Turkey Tackdown & Wing.....	1565
11. Orange Wing Shading.....	1115
12. Yellow Feather Tips.....	0622

80013-27

1. Orange Letters.....	1115
2. Orange Letter Outlines & Stitching.....	1334
3. Brown Letters & Turkey Feathers.....	0853
4. Turkey Feet, Wing Tip, & Head.....	1115
5. Stars & Body.....	0520
6. Wattle & Comb.....	1725
7. Star Outlines.....	0552
8. Centers of Stars, Brown Lettering Outlines, & Turkey Feathers & Wing.....	1565
9. Yellow Feather Tips & Turkey Spots.....	0622
10. Dots on "D" & "Y".....	0771

80013-25 Appliqué

1. Outer Placement Stitch.....	0015
2. Tackdown & Yellow Feather Banding.....	0520
3. Feet & Dark Gold Feather Banding.....	0922
4. Light Gold Feather Coloration.....	0622
5. Wing Placement Stitch.....	0015
6. Wing Tackdown & Red Feather Striping.....	1725
7. Tan Feather Banding.....	0771
8. Brown Wing Tips & Feather Outside Banding.....	0853
9. Dark Brown Feather Banding & Feather Shading at Wingtips & Outside Banding.....	1565
10. Body Placement Stitch.....	0015
11. Body Tackdown.....	0546
12. Wattle & Red Bands on Wings.....	1725
13. Beak & Eyes.....	1565




Note: Appliqué fabric not included. Some appliqué edges in this collection are covered with stitches that may not completely cover the fabric edges. This is done intentionally to create the beautiful end result.

Pre-cut Appliqué Instructions

1. Print out the necessary pages from the PDF of the appliqué pattern(s).
2. Mark the right side of the pattern pieces so you'll know which direction to lay the pattern on the fabric.
3. Lightly spray the wrong side of the pattern pieces with temporary adhesive spray and allow it to set for a few minutes.
4. Place the pattern pieces on the right side of the fabric and carefully cut them out. **PHOTO 1**
5. Sew the placement stitch on your hooped fabric. **PHOTO 2**
6. With the paper still stuck to the right side of the appliqué fabric, spray the wrong side of the fabric with temporary spray adhesive.
7. Place the fabric inside the sewing placement stitch so that it matches the stitching line then remove the paper pattern. **PHOTO 3**
8. Sew the tackdown. **PHOTO 4**
9. Sew the remainder of the design and repeat for any remaining pieces. **PHOTO 5**

NOTE: The patterns are sized for the designs as they were made. If you resize the design, you will need to resize the pattern the same amount. You can print out the pattern at the normal size then copy it on a copy machine at the changed size, i.e. resize the designs to 80%, resize the printed pattern to 80%.

TIP: When Printing the patterns, make sure that the "Fit to page" option is **UNCHECKED** in the Print Dialog Box. If this option is checked the printed patterns will not be actual size.

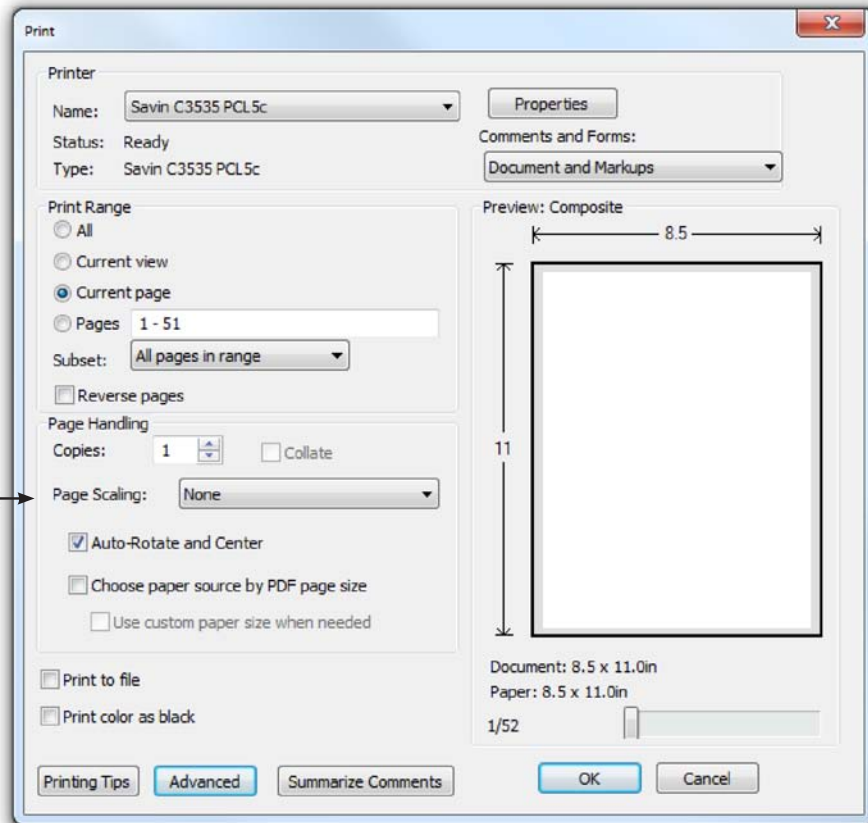


It is a violation of Copyright law to make and distribute copies of software or artwork.

Software is licensed to the original purchaser for use at one location. ©Debbie Mumm for use in Home Embroidery. All Rights Reserved.

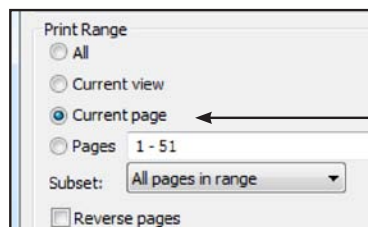
ATTENTION

When printing this document, any page scaling or page fitting options in your print dialog box must be turned OFF or set to NONE so that your files will print out at their actual size. Images not printed at actual size will not function as intended.

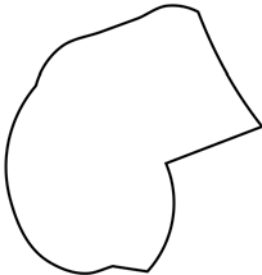


TO SAVE PAPER

Only print the desired image by navigating to the image's page, go to File > Print and select "Current page" in the print dialog box. Repeat for each desired image.



80013-01
1st Placement
Left Pumpkin

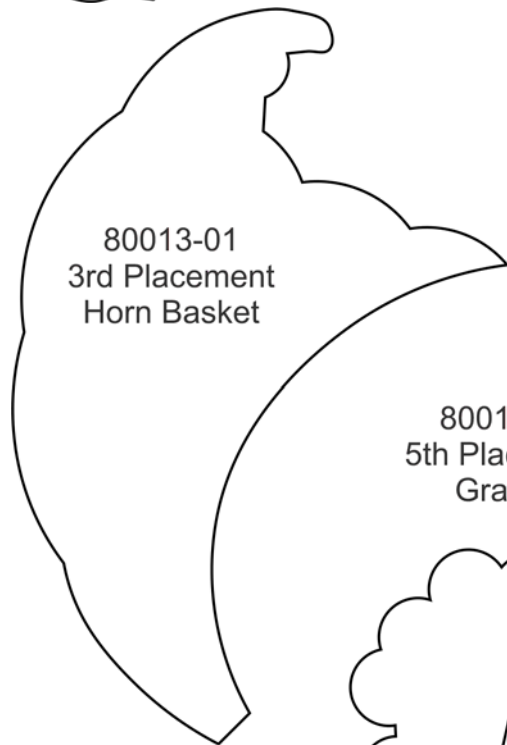
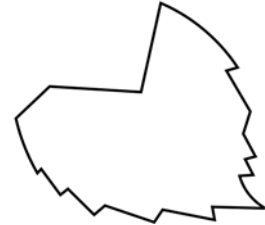


80013-01
1st Placement
Right Pumpkin

80013-01
2nd Placement
Left Leaf

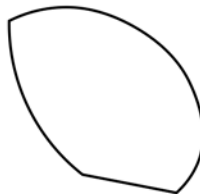


80013-01
2nd Placement
Right Leaf



80013-01
3rd Placement
Horn Basket

80013-01
4th Placement
Apple




80013-01
5th Placement
Plum



80013-01
6th Placement
Right Pumpkin Stem



80013-01
5th Placement
Grapes




80013-01
7th Placement
Squash Stem



80013-01
Last Placement
Middle Pumpkin

80013-01
8th Placement
Squash

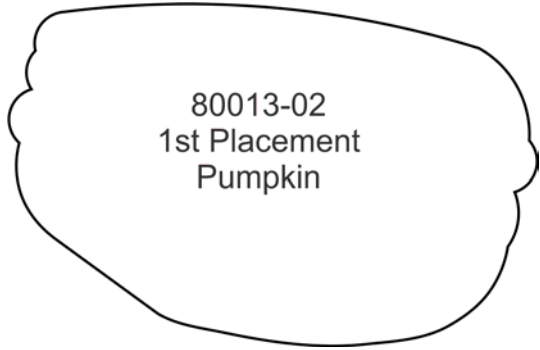


80013-01
6th Placement
Middle Pumpkin Stem




80013-01
6th placement
Left Pumpkin Stem

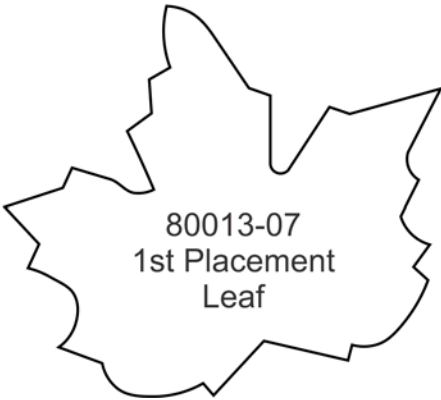




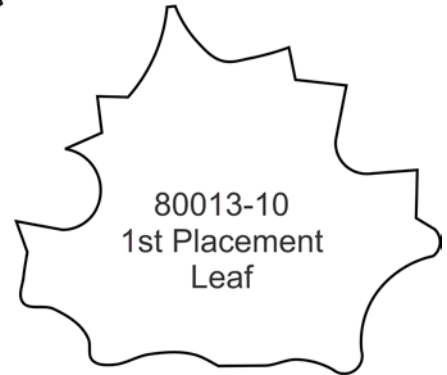
80013-03
1st Placement
Moon

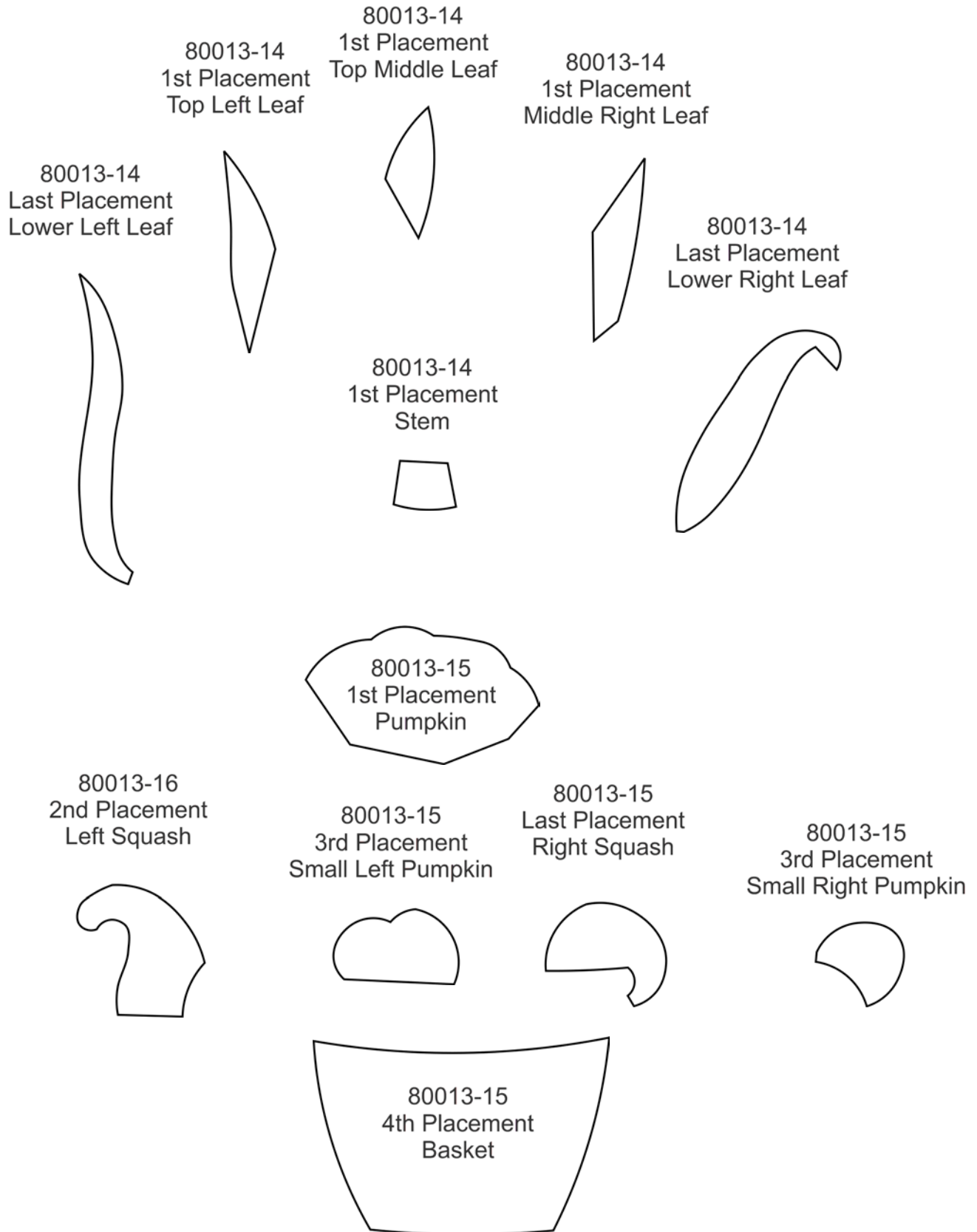


80013-06
Last Placement
Cap

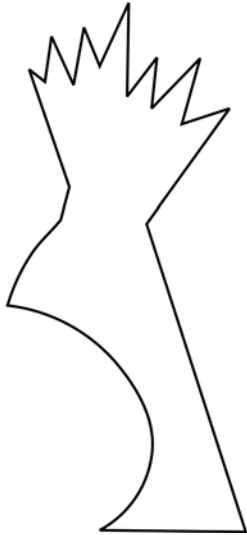


80013-06
1st Placement
Shell





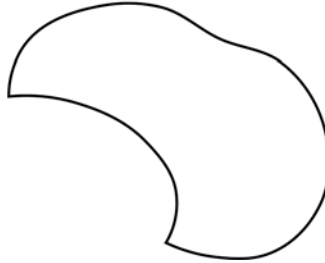
80013-16
1st Placement
Hay



80013-16
2nd placement
Back Pumpkin



80013-16
3rd Placement
Right Pumpkin



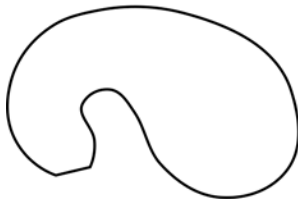
80013-17
1st Placement
Right Leaf



80013-17
1st Placement
Left Leaf



80013-16
Last Placement
Squash

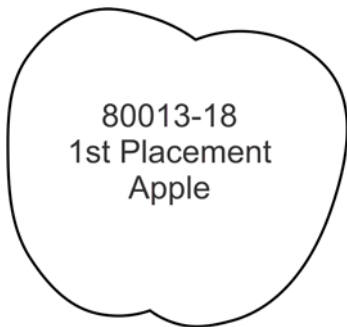


80013-16
3rd Placement
Left Pumpkin

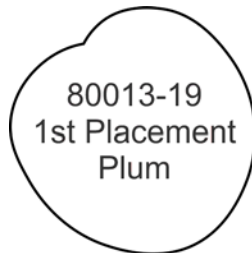


80013-17
Last Placement
Grapes

80013-18
1st Placement
Apple



80013-19
1st Placement
Plum



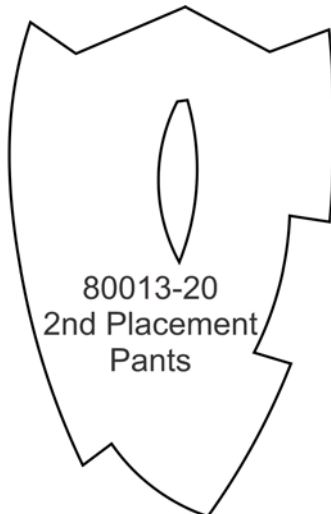
80013-20
Last Placement
Shirt



80013-20
1st Placement
Sign



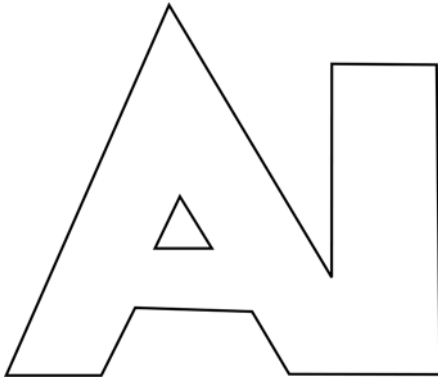
80013-20
2nd Placement
Pants



80013-20
Last Placement
Knee Patch



80013-21
1st Placement
A Letter & B Back

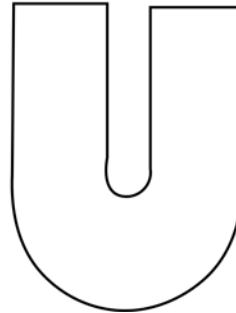


80013-21
2nd Placement
Top Pumpkin

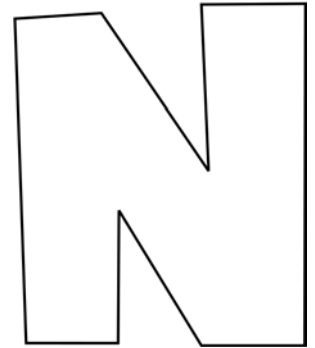


80013-21
Last Placement
Bottom Pumpkin

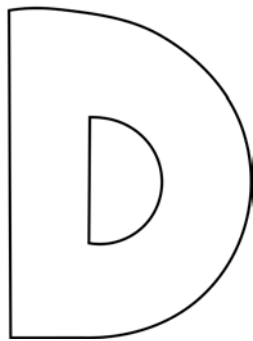
80013-21
1st Placement
U Letter



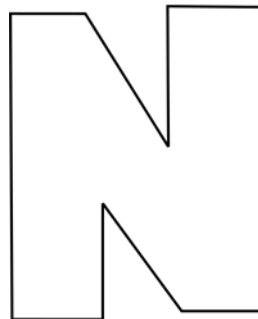
80013-21
1st Placement
N Letter



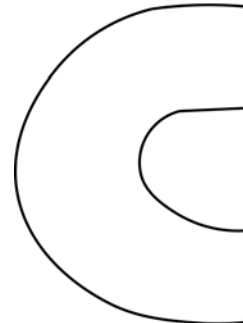
80013-22
1st Placement
D Letter



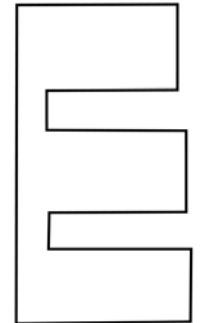
80013-22
1st Placement
N Letter



80013-22
1st Placement
C Letter



80013-22
1st Placement
E Letter



80013-22
Last Placement
Squash



