

Note: Some designs in this collection may have been created using unique special stitches and/or techniques. To preserve design integrity when rescaling or rotating designs in your software, always rescale or rotate designs using the handles directly on-screen.



80020-01 Frog Holding Flower
3.51 X 3.64 in.
89.15 X 92.46 mm
10,453 St.



80020-02 Flower Pot Appliqué
2.60 X 4.33 in.
66.04 X 109.98 mm
8,133 St.



80020-03 Daisy Border
1.50 X 5.06 in.
38.10 X 128.52 mm
4,468 St.



80020-04 3 Daisies
3.74 X 3.15 in.
95.00 X 80.01 mm
6,984 St.



80020-05 Flower Bunch
2.88 X 3.41 in.
73.15 X 86.61 mm
6,431 St.



80020-06 Flower Border
.97 X 3.85 in.
24.64 X 97.79 mm
4,147 St.



80020-07 Frog in Bird Bath Appliqué
3.91 X 4.47 in.
99.31 X 113.54 mm
13,340 St.



80020-08 Frog in Pot Appliqué
4.73 X 5.70 in.
120.14 X 144.78 mm
20,835 St.



80020-09 Frog in Flower Pots Appliqué
4.43 X 4.13 in.
112.52 X 104.90 mm
12,703 St.



80020-10 Stacked Flower Pots Appliqué
2.27 X 5.26 in.
57.66 X 133.60 mm
9,268 St.



80020-11 Flower Pot 2 Appliqué
1.28 X 3.66 in.
32.51 X 92.96 mm
2,897 St.




80020-12 Flower Pot 3 Appliqué
3.11 X 3.27 in.
78.99 X 83.06 mm
8,621 St.

Design contains a loose fill.
 Some white areas shown are not stitched.

Design is larger than 5" (127 mm) in either direction.
 Design is smaller than 1.5" (38.1 mm) in either direction.

Note: Some designs in this collection may have been created using unique special stitches and/or techniques. To preserve design integrity when rescaling or rotating designs in your software, always rescale or rotate designs using the handles directly on-screen.




80020-13 Frog with Butterfly Appliqué
3.46 X 3.24 in.
87.88 X 82.30 mm
7,807 St. 




80020-14 Butterfly 1 Appliqué
2.22 X 2.14 in.
56.39 X 54.36 mm
1,684 St.




80020-15 Butterfly 2 Appliqué
2.17 X 1.95 in.
55.12 X 49.53 mm
1,365 St. 




80020-16 Dragonfly
1.75 X 2.00 in.
44.45 X 50.80 mm
1,921 St. 




80020-17 Ladybug 1
.97 X .76 in.
24.64 X 19.30 mm
716 St. 




80020-18 Ladybug 2
.68 X .97 in.
17.27 X 24.64 mm
961 St. 



80020-19 Flying Ladybug
.89 X .79 in.
22.61 X 20.07 mm
1,148 St. 




80020-20 Frog with Mushrooms
2.40 X 5.89 in.
60.96 X 149.61 mm
11,563 St. 



80020-21 3 Mushrooms
3.14 X 2.17 in.
79.76 X 55.12 mm
4,492 St.





80020-22 Mushroom 1
1.13 X 1.25 in.
28.70 X 31.75 mm
1,839 St. 





80020-23 Frog on Mushroom Appliqué
3.07 X 4.22 in.
77.98 X 107.19 mm
11,109 St.



80020-24 Mushroom 2
2.20 X 2.14 in.
55.88 X 54.36 mm
4,697 St.

 Design contains a loose fill.
 Some white areas shown are not stitched.

 Design is larger than 5" (127 mm) in either direction.
 Design is smaller than 1.5" (38.1 mm) in either direction.

Note: Some designs in this collection may have been created using unique special stitches and/or techniques. To preserve design integrity when rescaling or rotating designs in your software, always rescale or rotate designs using the handles directly on-screen.



80020-25 Mushroom 3
2.54 X 2.34 in.
64.52 X 59.44 mm
4,112 St.



80020-26 Frog 1
2.84 X 1.95 in.
72.14 X 49.53 mm
7,039 St.




80020-27 Wheelbarrow Applique
4.86 X 6.30 in.
123.44 X 160.02 mm
11,434 St. **L**



80020-28 Garden Tools
3.21 X 1.49 in.
81.53 X 37.85 mm
4,178 St. **L S**



80020-29 Flower Border 1
.53 X 5.83 in.
13.46 X 148.08 mm
802 St. **L S**



80020-30 Corner Border
3.85 X 3.88 in.
97.79 X 98.55 mm
2,652 St.




80020-31 Fun Dot Border
4.19 X .40 in.
106.43 X 10.16 mm
1,593 St. **S**



80020-32 Fun Dot Frame
4.41 X 3.92 in.
112.01 X 99.57 mm
2,330 St.



80020-33 Mini Frog 1
.77 X .61 in.
19.56 X 15.49 mm
1,026 St. **S**



80020-34 Mini Frog 2
.86 X .63 in.
21.84 X 16.00 mm
1,078 St. **S**



80020-35 Mini Daisies
.78 X 1.01 in.
19.81 X 25.65 mm
447 St. **S**




80020-36 Mini Watering Can
.99 X 1.15 in.
25.15 X 29.21 mm
1,693 St. **L S**


⌘ Design contains a loose fill.
⚙ Some white areas shown are not stitched.

L Design is larger than 5" (127 mm) in either direction.
S Design is smaller than 1.5" (38.1 mm) in either direction.

Note: Some designs in this collection may have been created using unique special stitches and/or techniques. To preserve design integrity when rescaling or rotating designs in your software, always rescale or rotate designs using the handles directly on-screen.





80020-37 Mini Pot 1
 .97 X .58 in.
 24.64 X 14.73 mm
 951 St. **S**



80020-38 Mini Pot 2
 1.07 X .66 in.
 27.18 X 16.76 mm
 1,884 St. **S**



80020-39 Mini Pot 3
 .88 X .75 in.
 22.35 X 19.05 mm
 1,389 St. **S**

 Design contains a loose fill.
 Some white areas shown are not stitched.

L Design is larger than 5" (127 mm) in either direction.
S Design is smaller than 1.5" (38.1 mm) in either direction.

Listings below indicate color sample, stitching order and suggested thread color number. "I" refers to Isacord Thread and "T" refers to Timeless. Colors beginning with 20501 refer to YLI Fine Metallics, 7 refer to Yenmet Metallic, 8 refer to YLI Variations Variegated Thread and 9 refer to Isacord Multicolor Variegated.

	I	T		I	T		I	T
80020-01 Frog Holding Flower			80020-08 Frog in Pot Appliqué			80020-12 Flower Pot 3 Appliqué		
1. Frog.....	6141	18118	1. Stems & Leaves.....	5822	18127	1. Pot Placement Stitch.....	0015	28154
2. Belly.....	5650	18112	2. Flower Petals.....	0015	28154	2. Pot Tackdown.....	0660	20157
3. Frog Shading.....	5822	18127	3. Orange Stamens.....	1220	24118	3. Brown Squares.....	1123	20130
4. Frog Outlines & Spots.....	5833	18189	4. Pot Placement Stitch.....	0015	28154	4. Brown Stripe.....	0853	26115
5. Stem & Leaf.....	6141	18118	5. Pot Tackdown.....	0552	20145	5. Plant Placement Stitch.....	0015	28154
6. Frog & Leaf Highlights.....	0270	20154	6. Inside Rim Tan Shading.....	0822	20142	6. Plant Tackdown.....	5730	18124
7. Grass.....	5822	18127	7. Rim Light Tan Shading.....	0851	20118	7. Green Plant Details.....	5833	18189
8. Petals.....	0015	28154	8. Dark Tan Pot Shading.....	0941	26106	8. Flowers.....	0640	22106
9. Stamen.....	0931	26118	9. Green Stripes & Frog.....	6141	18118	9. Orange Stamens.....	1220	24118
10. Stamen.....	0811	22145	10. White Stripe.....	0015	28154			
			11. Brown Stripes.....	1055	26151	80020-13 Frog with Butterfly Appliqué		
80020-02 Flower Pot Appliqué			12. Orange Stripe.....	1102	24115	1. Frog.....	6141	18118
1. Pot Placement Stitch.....	0015	28154	13. Stomach Shading.....	0453	18109	2. Frog Stomach.....	5650	18112
2. Pot Tackdown.....	6051	18118	14. Frog Shading.....	5822	18127	3. Frog Shading.....	5822	18127
3. Light Yellow Spots.....	0640	22106	15. Frog Highlights.....	0270	20154	4. Frog Highlights.....	0270	20154
4. Stems & Leaves.....	5822	18127	16. Frog Outlines.....	5833	18189	5. Frog Outlines.....	5833	18189
5. Brown Pot Details.....	0842	26103	17. Grass & Stems.....	5822	18127	6. Grass.....	5822	18127
6. Dark Brown Shading.....	1154	26121	18. Yellow Flowers.....	0640	22106	7. Wing Placement Stitch.....	0015	28154
7. Petals.....	0015	28154			8. Wing Tackdown.....	1351	10175	
8. Stamens.....	0931	26118	80020-09 Frog in Flower Pots Appliqué			9. Wing Yellow Details.....	0640	22106
80020-03 Daisy Border			1. Pots Placement Stitch.....	0015	28154	10. Legs & Antennae.....	0132	28145
1. Grass & Stems.....	5822	18127	2. Pots Tackdown.....	5730	18124	11. Orange Butterfly Details.....	1430	10187
2. Petals.....	0015	28154	3. Orange Pot.....	1220	24118	12. Green Butterfly Details.....	6141	18118
3. Stamens.....	0931	26118	4. Red Brown Pot.....	1322	24127			
80020-04 3 Daisies			5. Frog.....	6141	18118	80020-14 Butterfly 1 Appliqué		
1. Stems & Leaves.....	5822	18127	6. Frog Shading.....	0453	18109	1. Butterfly Placement Stitch.....	0015	28154
2. Leaf Highlights.....	0270	20154	7. Frog Highlights.....	0270	20154	2. Butterfly Tackdown.....	6051	18118
3. Petals.....	0015	28154	8. Green Outlines & Details.....	5833	18189	3. Green Wing Shading.....	5822	18127
4. Green Stamens.....	5833	18189	9. White Pot Details.....	0101	28157	4. Green Spots & Body.....	5833	18189
5. Orange Stamens.....	0931	26118	10. Stems & Grass.....	5822	18127	5. Orange Details.....	1220	24118
80020-05 Flower Bunch			11. Petals.....	0015	28154			
1. Stems & Leaves.....	6141	18118	12. Stamens.....	0931	26118	80020-15 Butterfly 2 Appliqué		
2. White Petals.....	0015	28154	13. Ladybug.....	1430	10187	1. Wings Placement Stitch.....	0015	28154
3. Red Petals & Stamen.....	1600	10190	14. Ladybug Head.....	0108	28136	2. Wings Tackdown.....	5912	18130
4. Yellow Petals & Stamens.....	0640	22106	15. Ladybug Spots & Antennae.....	0132	28145	3. Wing Ends.....	5722	18151
5. Orange Stamens.....	1220	24118			4. Wing Shading.....	5730	18124	
6. Green Stamens.....	5822	18127	80020-10 Stacked Flower Pots Appliqué			5. Design Outlines.....	0132	28145
7. Ladybug.....	1430	10187	1. Stem & Leaf.....	5822	18127	6. Spots & Body.....	1521	10190
8. Ladybug Head.....	0132	28145	2. Brown Pot Placement Stitch.....	0015	28154			
9. Ladybug Spots.....	4174	28148	3. Brown Pot Tackdown.....	1346	26136	80020-16 Dragonfly		
80020-06 Flower Border			4. Tan Pot Placement Stitch.....	0015	28154	1. Tail.....	1521	10190
1. Yellow Petals & Stamen.....	0640	22106	5. Tan Pot Tackdown.....	0660	20157	2. Wings.....	6141	18118
2. White Petals.....	0015	28154	6. Green Pot Placement Stitch.....	0015	28154	3. Wing Details.....	5833	18189
3. Brown Stamens.....	1342	26124	7. Green Pot Tackdown.....	5730	18124	4. Eyes & Antennae.....	0747	18185
4. Green Petals & Stamens.....	5822	18127	8. Yellow Rim.....	0640	22106	5. Green Body.....	5822	18127
5. Light Red Stamen & Petals.....	1430	10187	9. Yellow Rim Shading.....	0622	22115	6. Light Red Head.....	1430	10187
80020-07 Frog in Bird Bath Appliqué			10. Green Rims.....	6141	18118			
1. Fountain Placement Stitch.....	0015	28154	11. Green Rim Details.....	5822	18127	80020-17 Ladybug 1		
2. Fountain Tackdown.....	0660	20157	12. Light Red Stripes.....	1430	10187	1. Head & Legs.....	0132	28145
3. Water.....	4240	14178	13. White Petals & Spots.....	0015	28154	2. Back.....	1430	10187
4. Fountain Shading.....	0532	20139	14. Stamen.....	1362	10172	3. Spots.....	4174	28148
5. Dark Blue Stripe & Water.....	4113	14190	15. Stamen Details.....	1220	24118			
6. Frog & Bird Bath Details.....	6141	18118	16. Brown Stripes.....	1342	26124	80020-18 Ladybug 2		
7. Frog Shading.....	5822	18127			1. Head & Body.....	0132	28145	
8. Stomach Shading.....	0453	18109	80020-11 Flower Pot 2 Appliqué			2. Back.....	1430	10187
9. Frog Highlights.....	0270	20154	1. Leaves.....	5822	18127	3. Spots.....	4174	28148
10. Frog Outlines.....	5833	18189	2. Leaf Details.....	5833	18189			
11. Grass & Stems.....	5822	18127	3. Pot Placement Stitch.....	0015	28154	80020-19 Flying Ladybug		
12. Petals.....	0015	28154	4. Pot Tackdown.....	0660	20157	1. Head & Body.....	0132	28145
13. Stamens.....	0931	26118	5. Green Stripe.....	6141	18118	2. Back.....	1430	10187
14. Grey on Ladybug.....	0138	28139	6. Orange Stripes.....	1220	24118	3. Spots.....	4174	28148
15. Light Red Details.....	1430	10187	7. Dark Orange Stripes.....	0931	26118			
16. Ladybug Spots.....	4174	28148						



Hip Hop Garden

by Debbie Mumm / #80020 / 39 Designs

Listings below indicate color sample, stitching order and suggested thread color number. "I" refers to Isacord Thread and "T" refers to Timeless. Colors beginning with 20501 refer to YLI Fine Metallics, 7 refer to Yenmet Metallic, 8 refer to YLI Variations Variegated Thread and 9 refer to Isacord Multicolor Variegated.


	I	T		I	T		I	T
80020-20 Frog with Mushrooms			80020-26 Frog 1			80020-32 Fun Dot Frame		
1. Frog.....	6141	18118	1. Frog.....	6141	18118	1. Light Red Border & Dot.....	1430	10187
2. Frog Shading.....	5822	18127	2. Frog Shading.....	5822	18127	2. Green Border & Dot.....	6141	18118
3. Stomach Shading.....	0453	18109	3. Belly.....	0453	18109	3. Orange Border & Dot.....	1220	24118
4. Frog Highlights.....	0270	20154	4. Frog Highlights.....	0270	20154	4. Blue Border & Dot.....	4111	14190
5. Frog Outlines.....	5833	18189	5. Frog Outlines.....	5833	18189	5. Green Centers.....	6141	18118
6. Mushroom Stems.....	1141	26103			6. Light Red Centers.....	1430	10187	
7. Stem Outlines & Shading.....	0853	26115	80020-27 Wheelbarrow Appliqué			7. White Rings.....	0015	28154
8. Light Red Mushroom Cap.....	1430	10187	1. Green Stems.....	5822	18127	80020-33 Mini Frog 1		
9. Light Red Cap Shading.....	1600	10190	2. Brown Pot.....	1154	26121	1. Belly.....	0453	18109
10. Light Red Cap Details.....	1332	24124	3. Brown Pot Highlights.....	0842	26103	2. Frog.....	6141	18118
11. Light Yellow Caps.....	0640	22106	4. Petals & Stripes.....	0015	28154	3. Design Outlines.....	5833	18189
12. Light Yellow Cap Shading.....	0622	22115	5. Stamen.....	0931	26118			
13. Light Yellow Cap Details.....	0824	22148	6. Dark Green Leaves.....	5833	18189	80020-34 Mini Frog 2		
80020-21 3 Mushrooms			7. Blue Pot.....	4103	14202	1. Belly.....	5650	18112
1. Stems.....	1141	26103	8. Light Blue Pot Highlights.....	4111	14190	2. Frog.....	6141	18118
2. Stem Shading.....	1154	26121	9. Light Green Plant.....	6141	18118	3. Design Outlines.....	5833	18189
3. Light Red Cap.....	1430	10187	10. Light Red Flower Pot.....	1430	10187			
4. Cap Shading.....	1600	10190	11. Dark Red Pot Shading.....	1725	12106	80020-35 Mini Daisies		
5. Cap Outlines.....	1332	24124	12. Wheelbarrow Placement Stitch.....	0015	28154	1. Stems & Grass.....	6141	18118
6. Light Green Cap.....	6141	18118	13. Wheelbarrow Tackdown.....	0660	20157	2. Petals.....	0015	28154
7. Cap Shading.....	5822	18127	14. Wheelbarrow Shading.....	0532	20139	3. Stamens.....	0931	26118
8. Cap Outlines.....	5833	18189	15. Wheel Placement Stitch.....	0015	28154			
9. Light Yellow Cap.....	0640	22106	16. Wheel Tackdown.....	1346	26136	80020-36 Mini Watering Can		
10. Cap Shading.....	0622	22115	17. Dark Green Wheelbarrow Details.....	5833	18189	1. Watering Can.....	6141	18118
11. Cap Outlines.....	0824	22148	18. Medium Green Wheelbarrow Details.....	5822	18127	2. Light Red Details.....	1430	10187
80020-22 Mushroom 1			19. Light Red Wheelbarrow Details.....	1430	10187	3. Dark Green Details.....	5833	18189
1. Inside Cap.....	6141	18118	80020-28 Garden Tools					
2. Inside Cap Shading.....	5822	18127	1. Tool Ends.....	1141	26103	80020-37 Mini Pot 1		
3. Dark Tan Mushroom.....	0842	26103	2. Tool End Shading.....	0853	26115	1. Pot.....	0640	22106
4. Mushroom Shading.....	0853	26115	3. Red Handle & Cap.....	1430	10187	2. Rim.....	6141	18118
5. Mushroom Outlines.....	1055	26151	4. Red Handle & Cap Details.....	1725	12106	3. Rim Shading.....	5822	18127
80020-23 Frog on Mushroom Appliqué			5. Green Handle & Cap.....	5822	18127	4. Spots.....	0015	28154
1. Stem.....	6051	18118	6. Green Handle & Cap Details.....	5833	18189			
2. Stem Shading.....	5822	18127	80020-29 Flower Border 1			80020-38 Mini Pot 2		
3. Cap Placement Stitch.....	0015	28154	1. Petals.....	0015	28154	1. Light Red Pot.....	1430	10187
4. Cap Tackdown & Shading.....	1362	10172	2. Stamens.....	1220	24118	2. Pot Shading.....	1600	10190
5. Mushroom Spots.....	0015	28154	3. Dots.....	4111	14190	3. Green Spots.....	6141	18118
6. Frog.....	6141	18118			4. Spot Shading.....	5822	18127	
7. Frog Shading.....	0453	18109	80020-30 Corner Border			5. White Details.....	0015	28154
8. Frog Highlights.....	0270	20154	1. Petals.....	0015	28154	80020-39 Mini Pot 3		
9. Frog Outlines.....	5833	18189	2. Stamens.....	1220	24118	1. Pot.....	4111	14190
80020-24 Mushroom 2			3. Dots.....	4111	14190	2. Off White Stripe.....	0660	20157
1. Stem.....	1141	26103	4. Leaves.....	6141	18118	3. Pot Shading.....	4103	14202
2. Stem Shading.....	0853	26115	5. Leaf Shading.....	5822	18127	4. Yellow Stripes.....	0640	22106
3. Yellow Cap.....	0640	22106	6. Leaf Outlines.....	5833	18189	5. Light Red Stripes.....	1430	10187
4. Cap Shading.....	0622	22115						
5. Green Stripes.....	6141	18118	80020-31 Fun Dot Border					
80020-25 Mushroom 3			1. Light Red Border.....	1430	10187			
1. Stem.....	0660	20157	2. Green Dot.....	6141	18118			
2. Light Tan Cap & Stem.....	1140	20115	3. Blue Center & Border.....	4111	14190			
3. Cap Shading.....	0842	26103	4. Orange Dot.....	1220	24118			
4. Design Outlines.....	0853	26115	5. Green Center & Border.....	6141	18118			
			6. Blue Dot.....	4111	14190			
			7. Light Red Center.....	1430	10187			
			8. White Rings.....	0015	28154			

Pre-Cut Appliqué Instructions

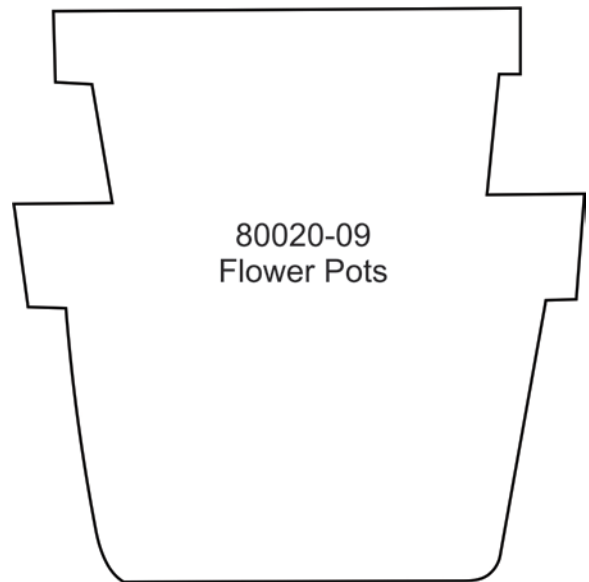
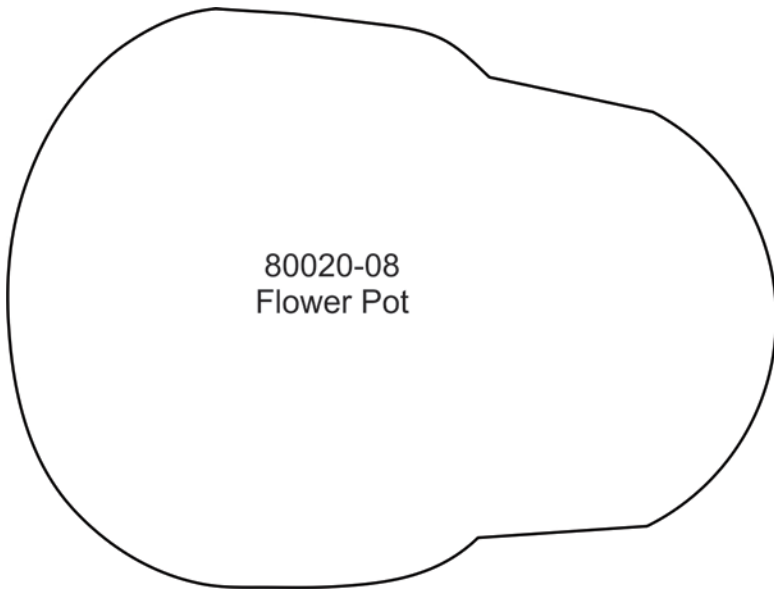
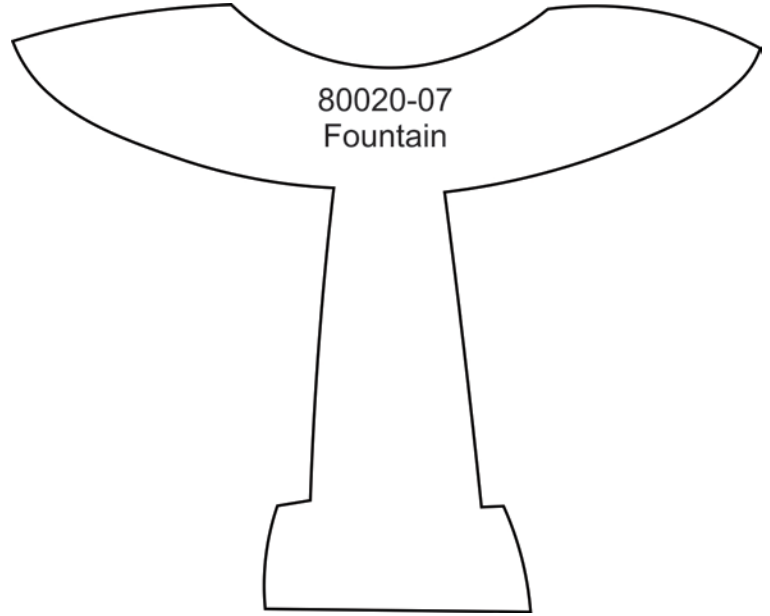
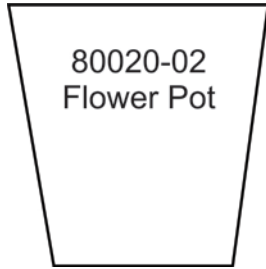
1. Print out the necessary pages from the PDF of the appliqué pattern(s).
2. Mark the right side of the pattern pieces so you'll know which direction to lay the pattern on the fabric.
3. Lightly spray the wrong side of the pattern pieces with temporary adhesive spray and allow it to set for a few minutes.
4. Place the pattern pieces on the right side of the fabric and carefully cut them out. **PHOTO 1**
5. Sew the placement stitch on your hooped fabric. **PHOTO 2**
6. With the paper still stuck to the right side of the appliqué fabric, spray the wrong side of the fabric with temporary spray adhesive.
7. Place the fabric inside the sewing placement stitch so that it matches the stitching line, and then remove the paper pattern. **PHOTO 3**
8. Sew the tackdown. **PHOTO 4**
9. Sew the remainder of the design and repeat for any remaining pieces. **PHOTO 5**

NOTE: The patterns are sized for the designs as they were made. If you resize the design, you will need to resize the pattern the same amount. You can print out the pattern at the normal size then copy it on a copy machine at the changed size. For example, resize the designs to 80%, resize the printed pattern to 80%.

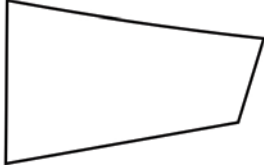
TIP: When Printing the patterns, make sure that the “Fit to page” option is **UNCHECKED** in the Print Dialog Box. If this option is checked the printed patterns will not be actual size.



Note: Some of the appliqué pieces in this collection are attached to the design by a looser density stitch rather than the traditional full satin stitch. This means that the edges of the appliqué may begin to fray, creating a more informal and natural look. The collection was created with this effect in mind. If you wish the appliqué pieces to keep a sharper edge, you will need to select the appliqué fabric with this in mind. You may also choose to apply a non-fray treatment to the appliqué fabric before attaching it, or use a sticky backing on the appliqué fabric before cutting out the appliqué pattern piece.




80020-10
1st Placement
Top Pot



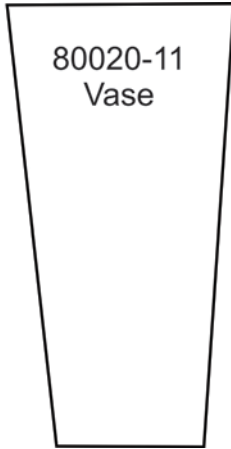
80020-10
2nd Placement
Middle Pot



80020-10
Last Placement
Bottom Pot



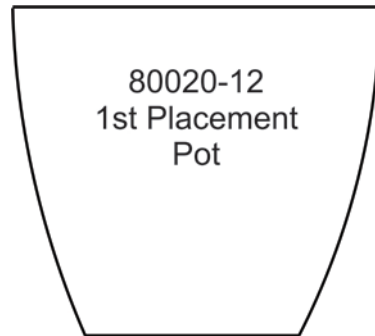
80020-11
Vase



80020-12
Last Placement
Plant



80020-12
1st Placement
Pot



80020-13
Wings



80020-14
Wings

