

Note: Some designs in this collection may have been created using unique special stitches and/or techniques. To preserve design integrity when rescaling or rotating designs in your software, always rescale or rotate designs using the handles directly on-screen.



80024-01 Appliqué Leaf 1
4.10 X 4.53 in.
104.14 X 115.06 mm
13,408 St.



80024-02 Appliqué Leaf 2
3.93 X 4.79 in.
99.82 X 121.67 mm
13,941 St. ☞



80024-03 Appliqué Leaf 3
2.58 X 4.61 in.
65.53 X 117.09 mm
8,714 St. ☞



80024-04 Appliqué Leaf 4
2.06 X 3.48 in.
52.32 X 88.39 mm
4,716 St. ☞



80024-05 Appliqué Leaf 5
2.86 X 4.88 in.
72.64 X 123.95 mm
8,750 St. ☞



80024-06 Appliqué Leaf 6
4.39 X 4.83 in.
111.51 X 122.68 mm
12,153 St. ☞



80024-07 Accent 1
2.31 X 3.36 in.
58.67 X 85.34 mm
5,788 St. ☞



80024-08 Accent 2
2.77 X 2.77 in.
70.36 X 70.36 mm
7,816 St. ☞




80024-09 Diamond
3.00 X 3.00 in.
76.20 X 76.20 mm
5,626 St. ☞



80024-10 Appliqué Circle
1.90 X 1.68 in.
48.26 X 42.67 mm
2,833 St. ☞



80024-11 Appliqué Medallion
4.10 X 4.00 in.
104.14 X 101.60 mm
14,174 St. ☞⊙



80024-12 Circle Medallion
3.89 X 3.89 in.
98.81 X 98.81 mm
11,446 St. ⊙

☞ Design contains a loose fill.
⊙ Some white areas shown are not stitched.


L Design is larger than 5" (127 mm) in either direction.
S Design is smaller than 1.5" (38.1 mm) in either direction.

It is a violation of Copyright law to make and distribute copies of electronic designs or artwork. Electronic designs are licensed to the original purchaser for use at one location. ©2011-12 Amanda Murphy. All images ©2013 Amanda Murphy Design, LLC. All rights reserved.

Note: Some designs in this collection may have been created using unique special stitches and/or techniques. To preserve design integrity when rescaling or rotating designs in your software, always rescale or rotate designs using the handles directly on-screen.



80024-13 Linework Medallion
4.08 X 3.98 in.
103.63 X 101.09 mm
7,856 St. ⚙️




80024-14 Square Block
4.00 X 4.00 in.
101.60 X 101.60 mm
3,532 St. ⚙️



80024-15 Small Vine
1.38 X 1.90 in.
35.05 X 48.26 mm
1,594 St. S



80024-16 Vine Border
3.75 X 1.01 in.
95.25 X 25.65 mm
2,774 St. S




80024-17 Vine Corner
4.50 X 4.50 in.
114.30 X 114.30 mm
6,006 St.



80024-18 Small Flower Accent
.61 X .89 in.
15.49 X 22.61 mm
702 St. S



80024-19 Paisley Vine 1
2.14 X 2.58 in.
54.36 X 65.53 mm
2,168 St. ⚙️



80024-20 Paisley Vine 2
3.48 X 2.86 in.
88.39 X 72.64 mm
2,896 St. ⚙️



80024-21 Paisley Vine 3
2.93 X 3.09 in.
74.42 X 78.49 mm
2,716 St. ⚙️



80024-22 Jumbo Medallion
8.02 X 8.02 in.
203.71 X 203.71 mm
67,038 St. ⚙️ L

⚙️ Design contains a loose fill.
⚙️ Some white areas shown are not stitched.

L Design is larger than 5" (127 mm) in either direction.
S Design is smaller than 1.5" (38.1 mm) in either direction.



Modern Blossoms


by Amanda Murphy / #80024 / 22 Designs

Listings below indicate color sample, stitching order and suggested thread color number. "I" refers to Isacord Thread and "T" refers to Timeless. Colors beginning with 20501 refer to YLI Fine Metallics, 7 refer to Yenmet Metallic, 8 refer to YLI Variations Variegated Thread and 9 refer to Isacord Multicolor Variegated.

	I	T		I	T		I	T
80024-01 Appliqué Leaf 1			80024-06 Appliqué Leaf 6			80024-12 Circle Medallion		
1. Base Leaf Placement Stitch.....	3650	14106	1. Base Leaf Placement Stitch.....	3650	14106	1. Yellow Motif in Circle.....	0640	22106
2. Base Leaf Tackdown.....	0232	18103	2. Base Leaf Tackdown.....	0232	18103	2. Green Flowers & Details.....	0352	18106
3. Top Leaf Placement Stitch.....	0015	28154	3. Top Leaf Placement Stitch.....	0015	28154	3. White Outlines.....	0015	28154
4. Top Leaf Tackdown.....	0015	28154	4. White Leaf Details.....	0015	28154	4. Orange Circle.....	1220	24118
5. Orange Flowers.....	1220	24118	5. Top Leaf Tackdown.....	4610	14193			
6. Dark Blue Green Leaves.....	4610	14193	6. Leaves.....	6133	18187	80024-13 Linework Medallion		
7. Dark Blue Green Flower Details.....	4610	14193	7. Leaf Highlights.....	6051	18118	1. Single Color Design.....	0232	18103
8. White Stems, Flower, & Leaf Outlines.....	0015	28154	8. Leaf Outlines.....	0352	18106			
9. Dark Green Tear Drops.....	0345	18184	9. Light Blue Flower.....	5050	14175	80024-14 Square Block		
			10. Dark Blue Flower Shading.....	4610	14193	1. Gold Linework.....	0232	18103
80024-02 Appliqué Leaf 2			11. Flower Details.....	0015	28154	2. Red Details.....	1900	12115
1. Base Leaf Placement Stitch.....	3650	14106	12. Yellow Tear Drops.....	0640	22106			
2. Base Leaf Tackdown.....	0232	18103				80024-15 Small Vine		
3. Top Leaf Placement Stitch.....	0015	28154	80024-07 Accent 1			1. Vine.....	4610	14193
4. Top Leaf Tackdown.....	0015	28154	1. Gold Shading.....	0232	18103	2. Leaves.....	5050	14175
5. Light Green Leaves.....	0352	18106	2. Light Green Shading.....	0352	18106			
6. Yellow Flowers.....	0640	22106	3. Light Blue Shading.....	5050	14175	80024-16 Vine Border		
7. Flower Shading.....	1220	24118	4. Dark Blue Shading.....	4610	14193	1. Vine.....	4610	14193
8. Leaf Outlines.....	0015	28154	5. Dark Green Shading.....	5833	18189	2. Leaves.....	5050	14175
9. Flower Outlines.....	0640	22106	6. White Outlines.....	0015	28154			
10. Light Blue Stamens.....	5050	14175	7. Yellow Tear Drops.....	0640	22106	80024-17 Vine Corner		
11. Green Tear Drops.....	5552	18211	8. Dark Blue Tear Drops.....	4610	14193	1. Vine.....	4610	14193
						2. Leaves.....	5050	14175
80024-03 Appliqué Leaf 3			80024-08 Accent 2			3. Flower.....	1900	12115
1. Base Leaf Placement Stitch.....	3650	14106	1. Light Blue Triangles.....	5050	14175			
2. Base Leaf Tackdown.....	0232	18103	2. Dark Green Swirls.....	5552	18211	80024-18 Small Flower Accent		
3. Top Leaf Placement Stitch.....	0015	28154	3. Dark Blue Dots.....	4610	14193	1. Vine.....	4610	14193
4. Vine & Leaves Tackdown.....	6133	18187	4. White Shading in Petals.....	0015	28154	2. Leaves.....	5050	14175
5. Dark Green Tear Drops.....	6133	18187	5. Light Green Petals Outlines.....	0352	18106	3. Flower.....	1900	12115
6. Small Light Blue Flowers.....	5050	14175						
7. Large Flower.....	4610	14193	80024-09 Diamond			80024-19 Paisley Vine 1		
8. Leaves.....	0352	18106	1. Dark Green Leaves.....	6133	18187	1. Green Linework.....	0352	18106
9. Stamen.....	1220	24118	2. Dark Blue Leaves & Outlines.....	4610	14193	2. Light Blue Details.....	5050	14175
10. Flower Outlines.....	0015	28154	3. Yellow Details.....	0640	22106			
			4. Light Blue Leaves & Stems.....	5050	14175	80024-20 Paisley Vine 2		
80024-04 Appliqué Leaf 4			5. White Outlines.....	0015	28154	1. Green Linework.....	0352	18106
1. Base Leaf Placement Stitch.....	3650	14106	6. Red Dots.....	1900	12115	2. Light Blue Details.....	5050	14175
2. Base Leaf Tackdown.....	0232	18103						
3. Top Leaf Placement Stitch.....	0015	28154	80024-10 Appliqué Circle			80024-21 Paisley Vine 3		
4. Top Leaf Tackdown.....	0015	28154	1. Oval Placement Stitch.....	3650	14106	1. Green Linework.....	0352	18106
5. Leaves.....	6133	18187	2. Oval Tackdown.....	5833	18189	2. Light Blue Details.....	5050	14175
6. Leaf Outlines & Tear Drops.....	6051	18118	3. Light Green Shading.....	6133	18187			
7. Light Blue Flower.....	5050	14175	4. White Details.....	0015	28154	80024-22 Jumbo Medallion		
8. Dark Blue Flower.....	4610	14193	5. Flower.....	4610	14193	1. Dark Blue Fills.....	4610	14193
9. White Stamen.....	0015	28154				2. Light Blue Details.....	5050	14175
			80024-11 Appliqué Medallion			3. Dark Green Leaves.....	6133	18187
80024-05 Appliqué Leaf 5			1. Center Placement Stitch.....	0232	18103	4. Yellow Shading.....	0640	22106
1. Base Leaf Placement Stitch.....	3650	14106	2. Center Tackdown.....	0232	18103	5. Orange Flowers.....	1220	24118
2. Base Leaf Tackdown.....	0232	18103	3. White Shading.....	0015	28154	6. Red Petals.....	1900	12115
3. Top Leaf Placement Stitch.....	0015	28154	4. Green Linework.....	5552	18211	7. White Outlines.....	0015	28154
4. Top Leaf Tackdown.....	0015	28154	5. Gold Cover Stitch.....	0232	18103			
5. Leaves.....	0352	18106						
6. Dark Blue Details.....	4610	14193						
7. Small Dark Green Flowers.....	5552	18211						
8. Light Blue Flowers.....	5050	14175						
9. Light Green Stem & Leaf Outlines.....	6051	18118						
10. Orange Stamens.....	1220	24118						
11. White Details.....	0015	28154						

Designs in this collection use loose-edge appliqué. This means that the edges of the appliqué fabric are not tacked down, the tack down is slightly inside the edge so that the edge is left loose and able to fray naturally.

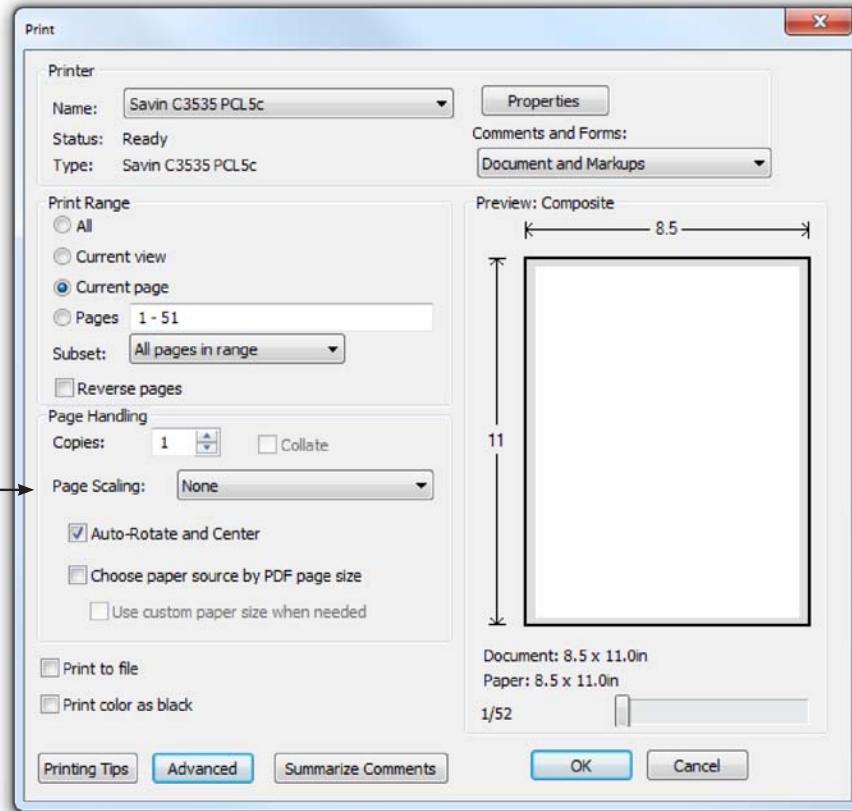
1. Print out the necessary pages from the PDF of the appliqué pattern(s).
2. Loosely cut patterns out of paper. **(Photo 1)**
3. Lightly spray the wrong side of the pattern pieces with temporary spray adhesive and allow it to set for a few minutes.
4. Place the pattern pieces on the right side of the fabric and carefully cut them out just outside the drawn line. **(Photo 2)**
5. Sew the pattern placement stitch on your hooped fabric. **(Photo 3)**
 - *NOTE: When using this method of appliqué the pattern placement stitch should blend with your background fabric. Photo 03 uses a contrasting color for photography purposes only.*
6. With the paper still stuck to the right side of the appliqué fabric, spray the wrong side of the fabric with temporary spray adhesive and allow it to set for a few minutes.
7. Place the fabric over the sewn guide stitch so that it covers the sewn stitching line then remove the paper pattern. **(Photo 4)**
8. Sew the tack down. **(Photo 5)**
9. Sew the rest of the design and repeat for any remaining pieces. **(Photo 6)**



NOTE: Design used in the step by step photos is for illustration purposes only and is not included in the collection.

ATTENTION

When printing this document, any page scaling or page fitting options in your print dialog box must be turned OFF or set to NONE so that your files will print out at their actual size. Images not printed at actual size will not function as intended.



TO SAVE PAPER

Only print the desired image by navigating to the image's page, go to File > Print and select "Current page" in the print dialog box. Repeat for each desired image.

