

Note: Some designs in this collection may have been created using unique special stitches and/or techniques. To preserve design integrity when rescaling or rotating designs in your software, always rescale or rotate designs using the handles directly on-screen.



80034-01 Floral Vine
2.70 X 6.00 in.
68.58 X 152.40 mm
20,656 St.



80034-02 Corner Floral
4.45 X 4.44 in.
113.03 X 112.78 mm
16,906 St.



80034-03 2 Large Flowers
4.28 X 6.87 in.
108.71 X 174.50 mm
36,259 St.




80034-04 Hanging Flowers
4.50 X 5.03 in.
114.30 X 127.76 mm
15,757 St.



80034-05 Single Flower
2.87 X 3.45 in.
72.90 X 87.63 mm
7,282 St.



80034-06 Yellow & Purple Flowers
2.85 X 3.50 in.
72.39 X 88.90 mm
12,732 St.



80034-07 Purple Flowers
2.60 X 3.61 in.
66.04 X 91.69 mm
12,589 St.



80034-08 Appliqué Flower 1
3.01 X 2.42 in.
76.45 X 61.47 mm
4,910 St.



80034-09 Appliqué Flower 2
2.74 X 2.73 in.
69.60 X 69.34 mm
5,026 St.



80034-10 Red & Purple Flower
2.92 X 2.81 in.
74.17 X 71.37 mm
10,495 St.



80034-11 Branch
4.32 X 6.00 in.
109.73 X 152.40 mm
16,554 St.



80034-12 Bird
4.83 X 6.81 in.
122.68 X 172.97 mm
24,874 St.

Design contains a loose fill.
 Some white areas shown are not stitched.

Design is larger than 5" (127 mm) in either direction.
 Design is smaller than 1.5" (38.1 mm) in either direction.

It is a violation of Copyright law to make and distribute copies of electronic designs or artwork. Electronic designs are licensed to the original purchaser for use at one location. All designs ©Kaye England for use in Home Embroidery. Commercial or industrial use of designs is not permitted.

Note: Some designs in this collection may have been created using unique special stitches and/or techniques. To preserve design integrity when rescaling or rotating designs in your software, always rescale or rotate designs using the handles directly on-screen.



80034-13 Linework Bird
4.83 X 6.80 in.
122.68 X 172.72 mm
11,095 St.



80034-14 Paisley Appliqué 1
3.71 X 4.41 in.
94.23 X 112.01 mm
16,475 St.



80034-15 Paisley Appliqué 2
2.76 X 4.25 in.
70.10 X 107.95 mm
8,744 St.



80034-16 Paisley 3
1.42 X 2.01 in.
36.07 X 51.05 mm
2,844 St.



80034-17 Small Floral Accent
1.19 X 1.50 in.
30.23 X 38.10 mm
2,749 St.



80034-18 Mini Flower 1
.80 X 1.00 in.
20.32 X 25.40 mm
715 St.



80034-19 Mini Flower 2
.97 X 1.11 in.
24.64 X 28.19 mm
705 St.



80034-20 Mini Accent 1
1.06 X 1.57 in.
26.92 X 39.88 mm
1,263 St.




80034-21 Mini Accent 2
1.66 X 1.81 in.
42.16 X 45.97 mm
1,355 St.



80034-22 Linework Flowers 1
1.70 X 3.00 in.
43.18 X 76.20 mm
3,611 St.



80034-23 Linework Flowers 2
1.57 X 1.26 in.
39.88 X 32.00 mm
1,351 St.



80034-24 Linework Border
4.00 X 1.96 in.
101.60 X 49.78 mm
2,050 St.

Design contains a loose fill.

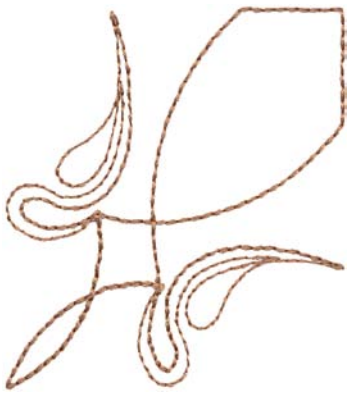
Some white areas shown are not stitched.

Design is larger than 5" (127 mm) in either direction.

Design is smaller than 1.5" (38.1 mm) in either direction.

It is a violation of Copyright law to make and distribute copies of electronic designs or artwork. Electronic designs are licensed to the original purchaser for use at one location. All designs ©Kaye England for use in Home Embroidery. Commercial or industrial use of designs is not permitted.

Note: Some designs in this collection may have been created using unique special stitches and/or techniques. To preserve design integrity when rescaling or rotating designs in your software, always rescale or rotate designs using the handles directly on-screen.



80034-25 Linework Corner

2.00 X 2.01 in.
50.80 X 51.05 mm
806 St. ⚙



80034-26 Block

4.00 X 4.00 in.
101.60 X 101.60 mm
3,453 St. ⚙



80034-27 Frame

5.84 X 7.02 in.
148.34 X 178.31 mm
7,870 St. ⚙ L



80034-28 Medallion

1.43 X 1.62 in.
36.32 X 41.15 mm
1,396 St. ⚙ S

⚙ Design contains a loose fill.

⚙ Some white areas shown are not stitched.

L Design is larger than 5" (127 mm) in either direction.

S Design is smaller than 1.5" (38.1 mm) in either direction.

It is a violation of Copyright law to make and distribute copies of electronic designs or artwork. Electronic designs are licensed to the original purchaser for use at one location. All designs ©Kaye England for use in Home Embroidery. Commercial or industrial use of designs is not permitted.

Listings below indicate color sample, stitching order and suggested thread color number. "I" refers to Isacord Thread and "T" refers to Timeless. Colors beginning with 20501 refer to YLI Fine Metallics, 7 refer to Yenmet Metallic, 8 refer to YLI Variations Variegated Thread and 9 refer to Isacord Multicolor Variegated.

I T			I T			I T		
80034-01 Floral Vine			80034-06 Yellow & Purple Flowers			80034-12 Bird		
	1. Flowers Gold Shading.....	0622 22115		1. Bud & Stamen.....	1725 12106		1. Leaves.....	5833 18189
	2. Flowers Yellow Shading & Stamens.....	0520 22103		2. Bud & Stamen Shading.....	1911 12130		2. Leaves Medium Shading.....	5934 18193
	3. Flowers Purple Shading.....	3211 16142		3. Leaves.....	5833 18189		3. Leaf Outlines.....	0465 28106
	4. Flowers Red Shading & Stamen.....	1725 12106		4. Leaf Shading.....	5934 18193		4. Branch.....	0853 26115
	5. Flowers Medium Red Shading.....	1911 12130		5. Leaf Outlines.....	0465 28106		5. Bird Red Shading.....	1725 12106
	6. Flowers Details.....	2115 12145		6. Leaf Highlights.....	0771 20106		6. Bird Medium Red Shading.....	1911 12130
	7. Leaves & Vines.....	5833 18189		7. Flower Yellow Shading.....	0520 22103		7. Bird Light Red Shading.....	1521 10190
	8. Leaves & Vine Shading.....	5934 18193		8. Flower Light Purple Shading.....	3211 16142		8. Tan Highlights.....	0771 20106
	9. Leaf Outlines.....	0465 28106		9. Flower Dark Purple Shading.....	3323 14166		9. Yellow Details.....	0520 22103
	10. Leaf Highlights.....	0771 20106		10. Gold Stamen Shading.....	0622 22115		10. Wing Green Shading.....	5833 18189
80034-02 Corner Floral				11. Flower & Bud Details.....	2115 12145		11. Wing Medium Green Shading.....	5934 18193
	1. Flowers Gold Shading.....	0622 22115		12. Bud Highlights.....	1521 10190		12. Dark Red Details.....	2115 12145
	2. Flowers Yellow Shading & Stamens.....	0520 22103	80034-07 Purple Flowers				13. Tail Feather Spines.....	0853 26115
	3. Flowers Red Shading.....	1725 12106		1. Leaf Brown Shading.....	0853 26115		14. Dark Green Details.....	0465 28106
	4. Flowers Purple Shading.....	3211 16142		2. Leaf Tan Shading.....	0771 20106		15. Leg & Beak.....	0622 22115
	5. Flowers Medium Red Shading.....	1911 12130		3. Leaf Green Shading.....	5833 18189	80034-13 Linework Bird		
	6. Flowers Details.....	2115 12145		4. Leaf Medium Green Shading.....	5934 18193		1. Single Color Design.....	1725 12106
	7. Leaves & Vines.....	5833 18189		5. Leaf Outlines.....	0465 28106	80034-14 Paisley Appliqué 1		
	8. Leaves & Vine Shading.....	5934 18193		6. Flower.....	3211 16142		1. Paisley Placement Stitch.....	0870 20148
	9. Leaf Outlines.....	0465 28106		7. Flower Dark Purple Shading.....	3323 14166		2. Paisley Cut Line & Tackdown.....	0870 20148
	10. Leaf Highlights.....	0771 20106		8. Stamen.....	0771 20106		3. White Fill.....	0870 20148
80034-03 2 Large Flowers				9. Stamen Red Shading.....	1911 12130		4. Purple Details.....	3211 16142
	1. Leaves Tan Shading.....	0771 20106		10. Flower Outlines.....	2115 12145		5. Gold Details.....	0622 22115
	2. Leaves Brown Shading.....	0853 26115		11. Flower Highlights.....	0870 20148		6. Medium Red Details.....	1911 12130
	3. Leaves Green Shading.....	5833 18189	80034-08 Appliqué Flower 1				7. Red Details.....	1725 12106
	4. Leaves Medium Green Shading.....	5934 18193		1. Stamen Placement Stitch.....	2115 12145		8. Dark Red Outlines.....	2115 12145
	5. Leaves Dark Green Details.....	0465 28106		2. Stamen Cut Line & Tackdown.....	2115 12145		9. Green Leaves.....	5833 18189
	6. Flowers.....	1725 12106		3. Stamen Cover Stitch.....	2115 12145		10. Cover Stitch.....	0622 22115
	7. Flowers Medium Red Shading.....	1911 12130		4. Flower Placement Stitch.....	0520 22103	80034-15 Paisley Appliqué 2		
	8. Flowers Dark Red Details.....	2115 12145		5. Flower Cut Line & Tackdown.....	0520 22103		1. Paisley Placement Stitch.....	0622 22115
	9. Stamens.....	0853 26115		6. Yellow Shading & Cover Stitch.....	0520 22103		2. Paisley Cut Line & Tackdown.....	0622 22115
	10. Stamen Highlights.....	0771 20106		7. Red Shading.....	1911 12130		3. Cover Stitch.....	0622 22115
	11. Stamens Green Shading.....	0465 28106		8. Dark Red Cover Stitch.....	2115 12145		4. White Fill.....	0870 20148
	12. Flowers Dark Red Outlines.....	2115 12145		9. Stem.....	5833 18189		5. Gold Details.....	0622 22115
	13. Flowers Highlights.....	1521 10190	80034-09 Appliqué Flower 2				6. Medium Red Flower.....	1911 12130
80034-04 Hanging Flowers				1. Flower Placement Stitch.....	1911 12130		7. Light Red Flowers.....	1725 12106
	1. Branch.....	0853 26115		2. Flower Cut Line & Tackdown.....	1911 12130		8. Leaves.....	5833 18189
	2. Leaves Green Shading.....	5833 18189		3. Flower Red Shading.....	1911 12130		9. Flower Outlines.....	2115 12145
	3. Leaves Medium Green Shading.....	5934 18193		4. Flower Yellow Shading.....	0520 22103		10. Purple Stamens.....	3211 16142
	4. Leaf Details.....	0465 28106		5. Dark Red Cover Stitches.....	2115 12145	80034-16 Paisley 3		
	5. Flowers.....	1725 12106		6. Yellow Cover Stitches.....	0520 22103		1. Red Details.....	1911 12130
	6. Flower Light Shading.....	1521 10190		7. Stem.....	5833 18189		2. Gold Details.....	0622 22115
	7. Flower Medium Shading.....	1911 12130	80034-10 Red & Purple Flower				3. Purple Details.....	3211 16142
	8. Flower Dark Shading & Outlines.....	2115 12145		1. Leaves Tan Shading.....	0771 20106		4. White Details.....	0870 20148
	9. Flower Tan Shading.....	0771 20106		2. Leaves Light Green Shading.....	5833 18189	80034-17 Small Floral Accent		
	10. Cone Highlights.....	0870 20148		3. Leaves Medium Green Shading.....	5934 18193		1. Leaves.....	5833 18189
	11. Flower Dark Red Details.....	2115 12145		4. Leaf Outlines.....	0465 28106		2. Leaf Shading.....	5934 18193
80034-05 Single Flower				5. Flower Red Shading.....	1725 12106		3. Leaf Outlines.....	0465 28106
	1. Branch.....	0853 26115		6. Flower Medium Red Shading.....	1911 12130		4. Red Flowers & Stamens.....	1725 12106
	2. Leaves.....	5833 18189		7. Flower Purple Shading.....	3211 16142		5. Medium Red Stamen.....	1911 12130
	3. Leaves Medium Shading.....	5934 18193		8. Flower Dark Purple Shading.....	3323 14166		6. Gold Flower.....	0622 22115
	4. Leaf Tan Shading.....	0771 20106		9. Stamen Yellow Shading.....	0520 22103		7. Purple Flower.....	3211 16142
	5. Leaves Dark Details.....	0465 28106		10. Stamen Gold Shading.....	0622 22115		8. Flower Outlines.....	2115 12145
	6. Flower.....	1725 12106		11. Flower Outlines.....	2115 12145		9. Flower & Stamen Highlights.....	1521 10190
	7. Flower Medium Red Shading.....	1911 12130	80034-11 Branch			80034-18 Mini Flower 1		
	8. Stamens.....	0853 26115		1. Branch.....	0465 28106		1. Leaves & Stem.....	5833 18189
	9. Flower Dark Red Details.....	2115 12145		2. Leaves Green Shading.....	5833 18189		2. Flower.....	0520 22103
	10. Flower Highlights.....	1521 10190		3. Leaves Tan Shading.....	0771 20106		3. Stamen.....	1725 12106
	11. Stamen Highlights.....	0771 20106		4. Leaves Brown Shading.....	0853 26115	80034-19 Mini Flower 2		
80034-06 Yellow & Purple Flowers				5. Design Outlines.....	0465 28106		1. Flower Red Shading.....	1725 12106
	1. Bud & Stamen.....	1725 12106	It is a violation of Copyright law to make and distribute copies of electronic designs or artwork. Electronic designs are licensed to the original purchaser for use at one location. All designs ©Kay England for use in Home Embroidery. Commercial or industrial use of designs is not permitted.					

Listings below indicate color sample, stitching order and suggested thread color number. "I" refers to Isacord Thread and "T" refers to Timeless. Colors beginning with 20501 refer to YLI Fine Metallics, 7 refer to Yenmet Metallic, 8 refer to YLI Variations Variegated Thread and 9 refer to Isacord Multicolor Variegated.


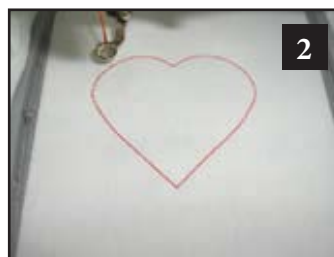
	I	T		I	T		I	T
80034-20 Mini Accent 1			80034-23 Linework Flowers 2			80034-26 Block		
■ 1. Single Color Design3211 16142			■ 1. Flowers & Stamen..... 0771 20106			■ 1. Single Color Design0853 26115		
			■ 2. Leaves & Flowers.....0853 26115			80034-27 Frame		
80034-21 Mini Accent 2			80034-24 Linework Border			■ 1. Single Color Design0853 26115		
■ 1. Single Color Design3211 16142			■ 1. Single Color Design0853 26115			80034-28 Medallion		
80034-22 Linework Flowers 1			80034-25 Linework Corner			■ 1. Single Color Design0853 26115		
■ 1. Flowers & Stamen..... 0771 20106			■ 1. Single Color Design0853 26115					
■ 2. Leaves & Flowers.....0853 26115								

Pre-Cut Appliqué Instructions

1. Print out the necessary pages from the PDF of the appliqué pattern(s).
2. Mark the right side of the pattern pieces so you'll know which direction to lay the pattern on the fabric.
3. Lightly spray the wrong side of the pattern pieces with temporary adhesive spray and allow it to set for a few minutes.
4. Place the pattern pieces on the right side of the fabric and carefully cut them out. **PHOTO 1**
5. Sew the placement stitch on your hooped fabric. **PHOTO 2**
6. With the paper still stuck to the right side of the appliqué fabric, spray the wrong side of the fabric with temporary spray adhesive.
7. Place the fabric inside the sewing placement stitch so that it matches the stitching line, and then remove the paper pattern. **PHOTO 3**
8. Sew the tackdown. **PHOTO 4**
9. Sew the remainder of the design and repeat for any remaining pieces. **PHOTO 5**

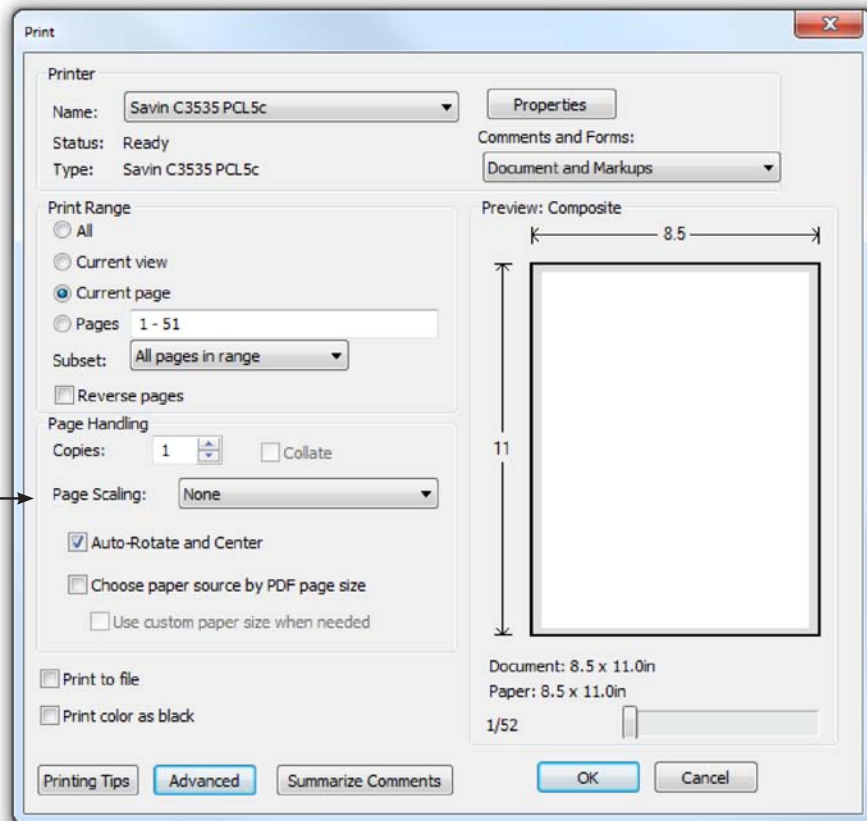
NOTE: The patterns are sized for the designs as they were made. If you resize the design, you will need to resize the pattern the same amount. You can print out the pattern at the normal size then copy it on a copy machine at the changed size. For example, resize the designs to 80%, resize the printed pattern to 80%.

TIP: When Printing the patterns, make sure that the "Fit to page" option is UNCHECKED in the Print Dialog Box. If this option is checked the printed patterns will not be actual size.



ATTENTION

When printing this document, any page scaling or page fitting options in your print dialog box must be turned OFF or set to NONE so that your files will print out at their actual size. Images not printed at actual size will not function as intended.



TO SAVE PAPER

Only print the desired image by navigating to the image's page, go to File > Print and select "Current page" in the print dialog box. Repeat for each desired image.

