

Note: Some designs in this collection may have been created using unique special stitches and/or techniques. To preserve design integrity when rescaling or rotating designs in your software, always rescale or rotate designs using the handles directly on-screen.



80038-01 Joy Appliqué
5.56 X 5.46 in.
141.22 X 138.68 mm
6,140 St. ⚙️ L



80038-02 Let it Snow Appliqué
5.61 X 5.29 in.
142.49 X 134.37 mm
11,480 St. ⚙️ L



80038-03 Merry Appliqué
7.76 X 2.60 in.
197.10 X 66.04 mm
5,272 St. ⚙️ L

80038-04 Christmas A Appliqué
8.04 X 2.96 in.
204.22 X 75.18 mm
5,438 St. L



80038-05 Christmas B Appliqué
7.46 X 2.85 in.
189.48 X 72.39 mm
4,747 St. ⚙️ L



80038-06 Snowman Block Appliqué
4.10 X 6.25 in.
104.14 X 158.75 mm
4,437 St. L



80038-07 Snowflake Block Appliqué
1.93 X 1.93 in.
49.02 X 49.02 mm
1,439 St. ⚙️



80038-08 Single Pine Appliqué
2.19 X 6.53 in.
55.63 X 165.86 mm
1,952 St. L



80038-09 Double Pine Appliqué
4.37 X 8.46 in.
111.00 X 214.88 mm
3,943 St. ⚙️ L



80038-10 Short & Tall Pine Appliqué
4.37 X 6.52 in.
111.00 X 165.61 mm
3,352 St. ⚙️ L



80038-11 Ornament Appliqué
4.94 X 6.62 in.
125.48 X 168.15 mm
4,172 St. L



80038-12 From Above Snowman Appliqué
6.17 X 5.36 in.
156.72 X 136.14 mm
9,466 St. L

⚙️ Design contains a loose fill.

⚙️ Some white areas shown are not stitched.

L Design is larger than 5" (127 mm) in either direction.

S Design is smaller than 1.5" (38.1 mm) in either direction.

It is a violation of Copyright law to make and distribute copies of electronic designs or artwork.

Electronic designs are licensed to the original purchaser for use at one location. ©2013 Art to Heart and Nancy Halvorsen. All rights reserved.

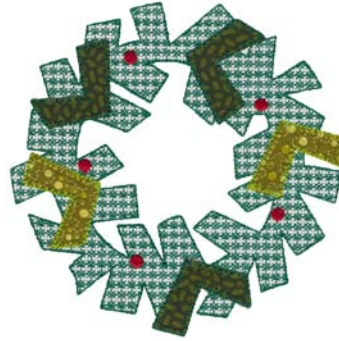
Note: Some designs in this collection may have been created using unique special stitches and/or techniques. To preserve design integrity when rescaling or rotating designs in your software, always rescale or rotate designs using the handles directly on-screen.



80038-13 Gather Appliqué
10.27 X 4.22 in.
260.86 X 107.19 mm
8,318 St. ⚡ L



80038-14 H Appliqué
3.84 X 5.46 in.
35.31 X 138.68 mm
2,700 St. L S



80038-15 Wreath Appliqué
5.15 X 5.19 in.
130.81 X 131.83 mm
14,898 St. ⚡ L



80038-16 Scarf Snowman Appliqué
5.64 X 6.01 in.
143.26 X 152.65 mm
5,756 St. ⚡ L



80038-17 Snowflake Snowman Appliqué
5.64 X 5.99 in.
143.26 X 152.15 mm
7,968 St. ⚡ L



80038-18 Top View Snowman Appliqué
5.64 X 5.65 in.
143.26 X 143.51 mm
5,888 St. ⚡ L



80038-19 Bird Snowman Appliqué
5.64 X 6.00 in.
143.26 X 152.40 mm
4,600 St. ⚡ L



80038-20 Mitten Snowman Appliqué
5.64 X 6.00 in.
143.26 X 152.40 mm
4,412 St. ⚡ L

⚡ Design contains a loose fill.

⚡ Some white areas shown are not stitched.

L Design is larger than 5" (127 mm) in either direction.

S Design is smaller than 1.5" (38.1 mm) in either direction.

It is a violation of Copyright law to make and distribute copies of electronic designs or artwork.

Electronic designs are licensed to the original purchaser for use at one location. ©2013 Art to Heart and Nancy Halvorsen. All rights reserved.

Listings below indicate color sample, stitching order and suggested thread color number. "I" refers to Isacord Thread and "T" refers to Timeless. Colors beginning with 20501 refer to YLI Fine Metallics, 7 refer to Yenmet Metallic, 8 refer to YLI Variations Variegated Thread and 9 refer to Isacord Multicolor Variegated.

	I	T
80038-01 Joy Appliqué		
1. Tree Trunks.....	4073	28101
2. Right Tree Placement Stitch.....	4111	14190
3. Right Tree Tackdown.....	4111	14190
4. Middle Tree Placement Stitch.....	5650	18112
5. Middle Tree Tackdown.....	5650	18112
6. Left Tree Placement Stitch.....	1902	12121
7. Left Tree Tackdown.....	1902	12121
8. Bulb Placement Stitch.....	1902	12121
9. Bulb Tackdown.....	1902	12121
10. Snowflake.....	0015	28154
11. Letter Y Placement Stitch.....	5934	18193
12. Letter Y Tackdown.....	5934	18193
13. Letter J Placement Stitch.....	5934	18193
14. Letter J Tackdown.....	5934	18193

80038-02 Let it Snow Appliqué		
1. Red Letters.....	1902	12121
2. Black Letters.....	0020	28151
3. Snowman Placement Stitch.....	3650	14106
4. Snowman Tackdown.....	3650	14106
5. Arms.....	0933	26148
6. Scarf Placement Stitch.....	1902	12121
7. Scarf Tackdown.....	1902	12121
8. Hat Placement Stitch.....	4174	28148
9. Hat Tackdown.....	4174	28148
10. Hat Shading.....	4111	14190
11. Hat Top Detail.....	3650	14106
12. Hat Detail.....	4174	28148
13. Nose.....	1102	24115
14. Face.....	0020	28151
15. Leaves.....	5324	18202
16. Snowflakes.....	3650	14106
17. Berries.....	1902	12121

80038-03 Merry Appliqué		
1. Letters Placement Stitch.....	1902	12121
2. Letters Tackdown.....	1902	12121

80038-04 Christmas A Appliqué		
1. Letters Placement Stitch.....	5934	18193
2. Letters Tackdown.....	5934	18193

80038-05 Christmas B Appliqué		
1. Letters Placement Stitch.....	5934	18193
2. Letters Tackdown.....	5934	18193

80038-06 Snowman Block Appliqué		
1. Snowman Placement Stitch.....	3650	14106
2. Snowman Tackdown.....	3650	14106
3. Scarf Placement Stitch.....	1902	12121
4. Scarf Tackdown.....	1902	12121
5. Nose Placement Stitch.....	1102	24115
6. Nose Tackdown.....	1102	24115
7. Eyes.....	0020	28151
8. Top Button.....	5912	18130
9. Middle Button.....	0311	22127
10. Bottom Button.....	1902	12121

80038-07 Snowflake Block Appliqué		
1. Snowflake Placement Stitch.....	3650	14106
2. Snowflake Tackdown.....	3650	14106

80038-08 Single Pine Appliqué		
1. Tree Placement Stitch.....	5324	18202
2. Tree Tackdown.....	5324	18202
3. Trunk Placement Stitch.....	0933	26148
4. Trunk Tackdown.....	0933	26148

80038-09 Double Pine Appliqué		
1. Tree Placement Stitches.....	5324	18202
2. Tree Tackdowns.....	5324	18202
3. Trunk Placement Stitches.....	0933	26148
4. Trunk Tackdowns.....	0933	26148

	I	T
80038-10 Short & Tall Pine Appliqué		
1. Tree Placement Stitches.....	5324	18202
2. Tree Tackdowns.....	5324	18202
3. Trunk Placement Stitches.....	0933	26148
4. Trunk Tackdowns.....	0933	26148

80038-11 Ornament Appliqué		
1. Top Section Placement Stitch.....	1902	12121
2. Top Section Tackdown.....	1902	12121
3. Bottom Section Placement Stitch.....	5324	18202
4. Bottom Section Tackdown.....	5324	18202
5. Middle Section Placement Stitch.....	3650	14106
6. Middle Section Tackdown.....	3650	14106
7. Ornament Hook.....	0811	22145
8. Ornament Hook Detail.....	0824	22148

80038-12 From Above Snowman Appliqué		
1. Snowman Placement Stitch.....	3650	14106
2. White Motif Fill.....	0015	28154
3. Snowman Tackdown.....	3650	14106
4. Scarf Placement Stitch.....	1902	12121
5. Scarf Tackdown.....	1902	12121
6. Face Detail.....	0020	28151
7. Nose Placement Stitch.....	1102	24115
8. Nose Tackdown.....	1102	24115
9. Arms Placement Stitch.....	0933	26148
10. Arms Tackdown.....	0933	26148
11. Hat Placement Stitch.....	4174	28148
12. Hat Tackdown.....	4174	28148
13. Turquoise Hat Placement Stitch.....	4111	14190
14. Turquoise Hat Tackdown.....	4111	14190
15. Leaves Placement Stitch.....	0020	28151
16. Leaves Tackdown.....	5324	18202
17. Berries.....	1902	12121

80038-13 Gather Appliqué		
1. Letters Placement Stitch.....	1902	12121
2. Letters Tackdown.....	1902	12121
3. Snowman Placement Stitch.....	3650	14106
4. Snowman Tackdown.....	3650	14106
5. Middle Button.....	4111	14190
6. Top Button.....	1902	12121
7. Arms.....	0933	26148
8. Ear Muffs & Bottom Button.....	5912	18130
9. Face.....	0020	28151
10. Nose.....	1102	24115

80038-14 H Appliqué		
1. Letter Placement Stitch.....	1902	12121
2. Letter Tackdown.....	1902	12121

80038-15 Wreath Appliqué		
1. Green Motif Fill.....	5324	18202
2. Dark Green Leaf Placement Stitch.....	0020	28151
3. Dark Green Leaf Tackdown.....	5324	18202
4. Light Green Leaf Placement Stitch.....	5912	18130
5. Light Green Leaf Tackdown.....	5912	18130
6. Berries.....	1902	12121

80038-16 Scarf Snowman Appliqué		
1. Snowman Placement Stitch.....	3650	14106
2. Snowman Tackdown.....	3650	14106
3. Scarf Placement Stitch.....	1902	12121
4. Scarf Tackdown.....	1902	12121
5. Arms.....	0933	26148
6. Hat Placement Stitch.....	4111	14190
7. Light Green Hat Detail.....	5912	18130
8. Dark Green Hat Detail.....	5324	18202
9. Red Hat Detail.....	1902	12121
10. Hat Tackdown.....	4111	14190
11. Nose.....	1102	24115
12. Face.....	0020	28151
13. Seam.....	0020	28151

	I	T
80038-17 Snowflake Snowman Appliqué		
1. Snowman Placement Stitch.....	3650	14106
2. Snowman Tackdown.....	3650	14106
3. Scarf Placement Stitch.....	1902	12121
4. Scarf Tackdown.....	1902	12121
5. Arms.....	0933	26148
6. Hat Placement Stitch.....	5912	18130
7. Hat Tackdown.....	5912	18130
8. Red Hat Detail.....	1902	12121
9. Eyes.....	0020	28151
10. Nose.....	1102	24115
11. Snowflakes.....	3650	14106
12. Seam.....	0020	28151

80038-18 Top View Snowman Appliqué		
1. Snowman Placement Stitch.....	3650	14106
2. Snowman Tackdown.....	3650	14106
3. Arms.....	0933	26148
4. Scarf Placement Stitch.....	1902	12121
5. Scarf Tackdown.....	1902	12121
6. Hat Placement Stitch.....	4174	28148
7. Hat Tackdown.....	4174	28148
8. Turquoise Hat Shading.....	4111	14190
9. Light Blue Hat Motif.....	3650	14106
10. Hat Outlines.....	4174	28148
11. Nose.....	1102	24115
12. Face.....	0020	28151
13. Leaves.....	5324	18202
14. Berries.....	1902	12121
15. Seam.....	0020	28151


80038-19 Bird Snowman Appliqué		
1. Snowman Placement Stitch.....	3650	14106
2. Snowman Tackdown.....	3650	14106
3. Shirt Placement Stitch.....	5324	18202
4. Shirt Tackdown.....	5324	18202
5. Scarf Placement Stitch.....	4111	14190
6. Scarf Tackdown.....	4111	14190
7. Hat Placement Stitch.....	4174	28148
8. Hat Tackdown.....	4174	28148
9. Bird Wing.....	1701	12103
10. Bird.....	1902	12121
11. Nose & Beak.....	1102	24115
12. Black Detail.....	0020	28151
13. Seam.....	0020	28151

80038-20 Mitten Snowman Appliqué		
1. Arms.....	0933	26148
2. Snowman Placement Stitch.....	3650	14106
3. Snowman Tackdown.....	3650	14106
4. Scarf Placement Stitch.....	3650	14106
5. Scarf Tackdown.....	3650	14106
6. Light Green Detail.....	5912	18130
7. Red Button.....	1902	12121
8. Ear Muffs Placement Stitch.....	4111	14190
9. Ear Muffs Tackdown & Button.....	4111	14190
10. Gloves Placement Stitch.....	0015	28154
11. Gloves Tackdown.....	0015	28154
12. Eyes.....	0020	28151
13. Seam.....	0020	28151

1. Print out the necessary pages from the PDF of the appliqué pattern(s).
2. Mark the right side of the pattern pieces so you'll know which direction to lay the pattern on the fabric.
3. Lightly spray the wrong side of the pattern pieces with temporary adhesive spray and allow it to set for a few minutes.
4. Place the pattern pieces on the right side of the fabric and carefully cut them out. **PHOTO 1**
5. Sew the placement stitch on your hooped fabric. **PHOTO 2**
6. With the paper still stuck to the right side of the appliqué fabric, spray the wrong side of the fabric with temporary spray adhesive.
7. Place the fabric inside the sewing placement stitch so that it matches the stitching line, and then remove the paper pattern. **PHOTO 3**
8. Sew the tackdown. **PHOTO 4**
9. Sew the remainder of the design and repeat for any remaining pieces. **PHOTO 5**

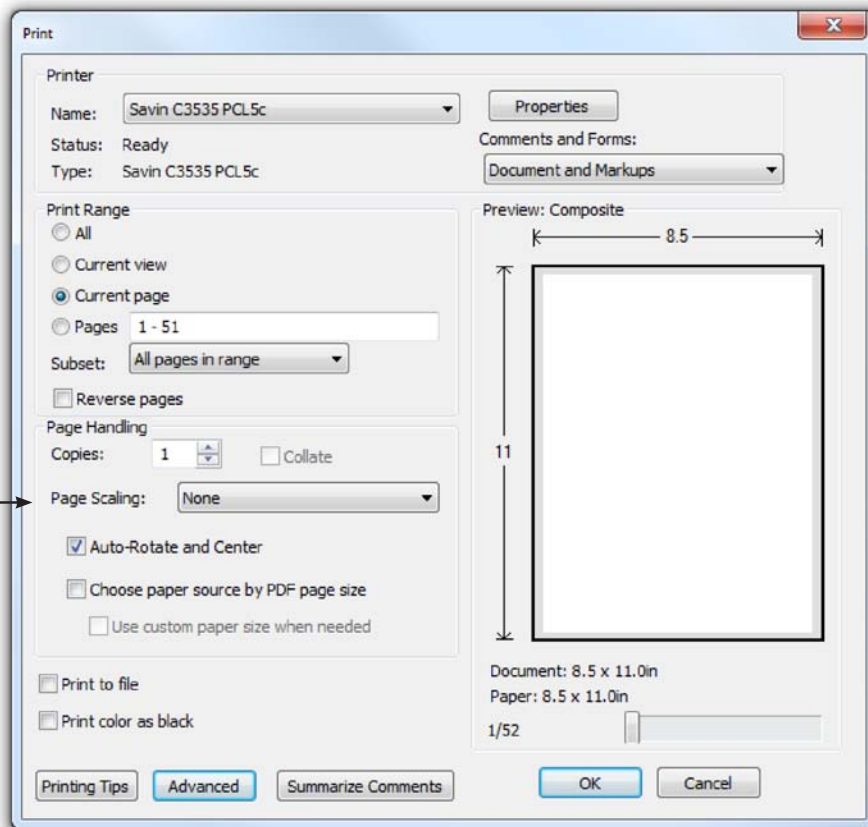
NOTE: The patterns are sized for the designs as they were made. If you resize the design, you will need to resize the pattern the same amount. You can print out the pattern at the normal size then copy it on a copy machine at the changed size. For example, resize the designs to 80%, resize the printed pattern to 80%.

TIP: When Printing the patterns, make sure that the “Fit to page” option is UNCHECKED in the Print Dialog Box. If this option is checked the printed patterns will not be actual size.



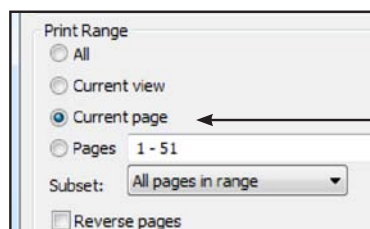
ATTENTION

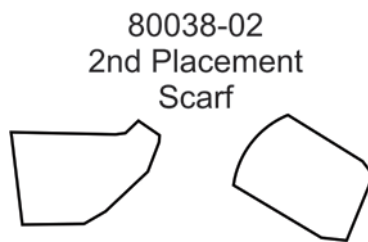
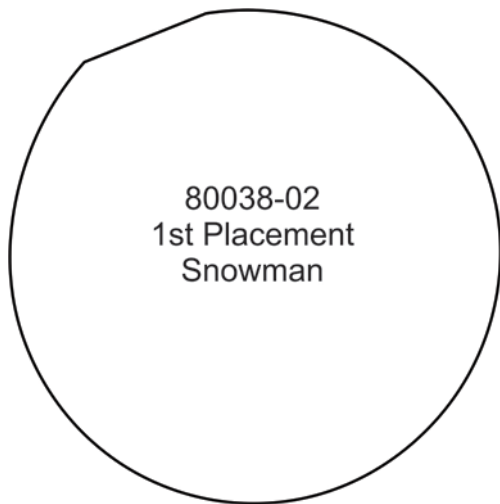
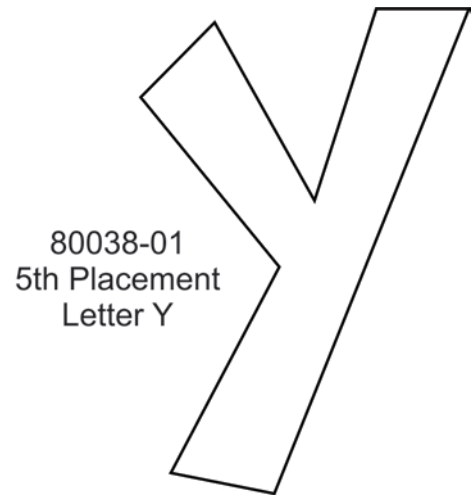
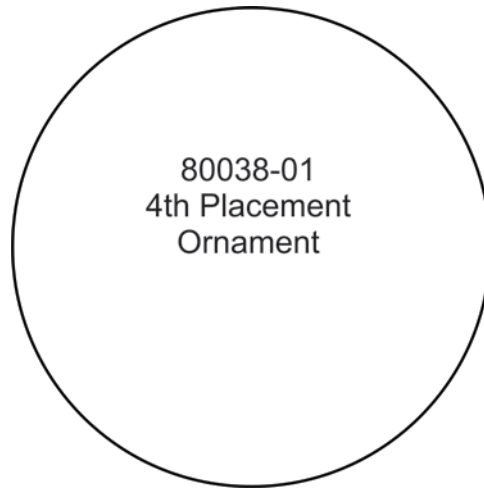
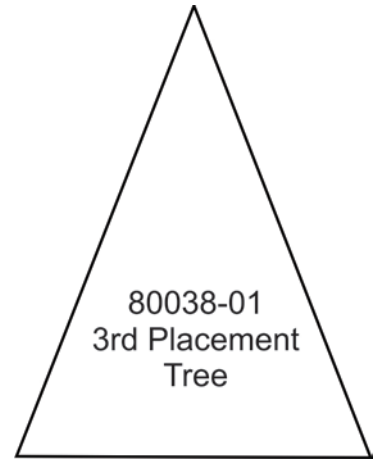
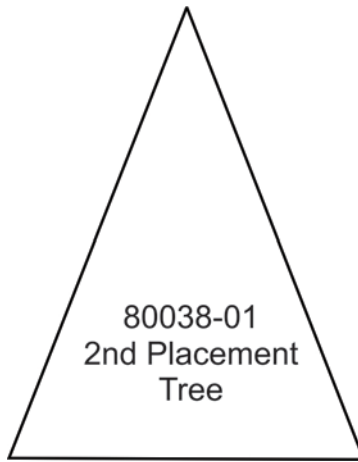
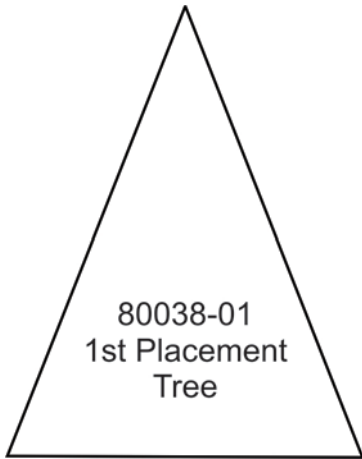
When printing this document, any page scaling or page fitting options in your print dialog box must be turned OFF or set to NONE so that your files will print out at their actual size. Images not printed at actual size will not function as intended.




TO SAVE PAPER


Only print the desired image by navigating to the image's page, go to File > Print and select "Current page" in the print dialog box. Repeat for each desired image.

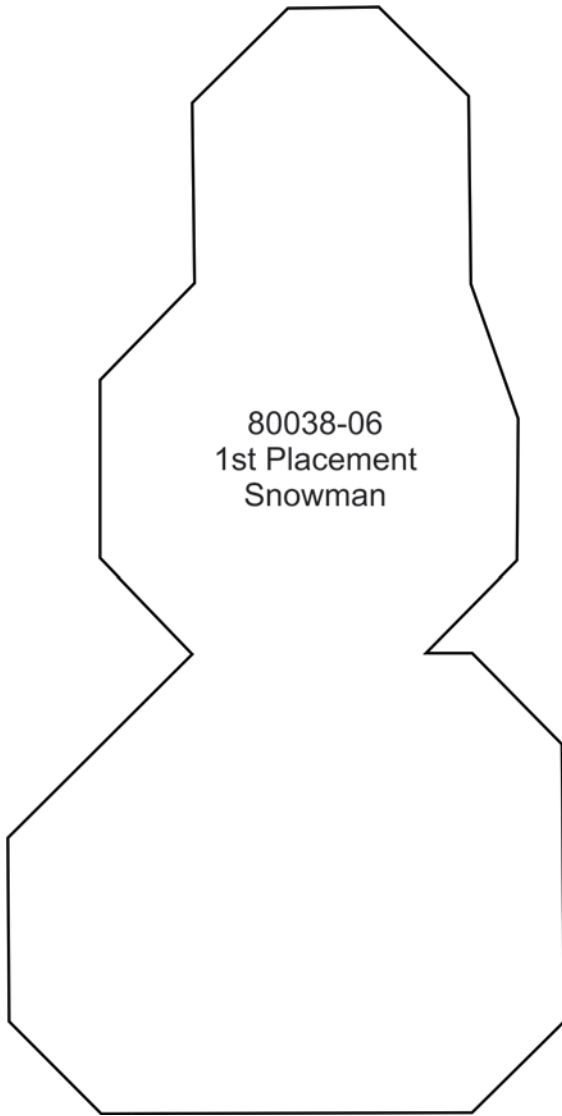




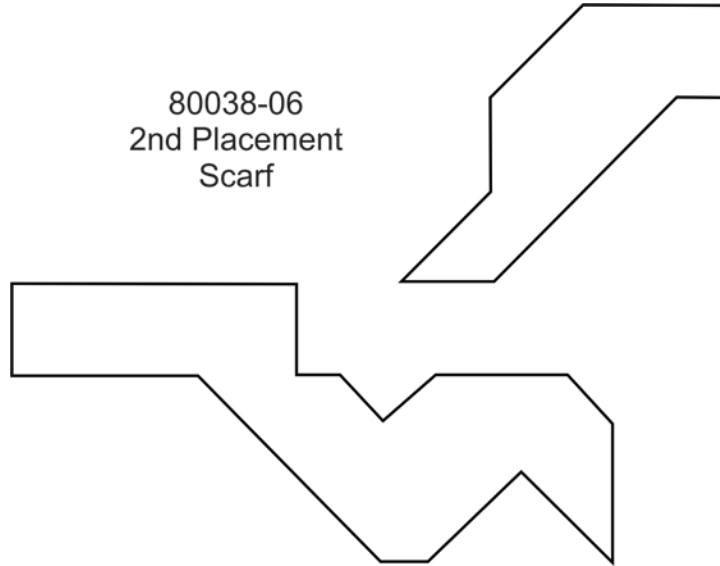


80038-03
Merry





80038-06
1st Placement
Snowman



80038-06
2nd Placement
Scarf

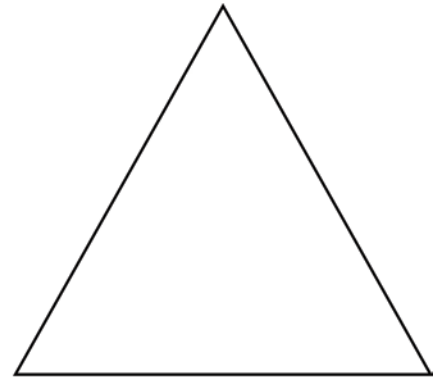
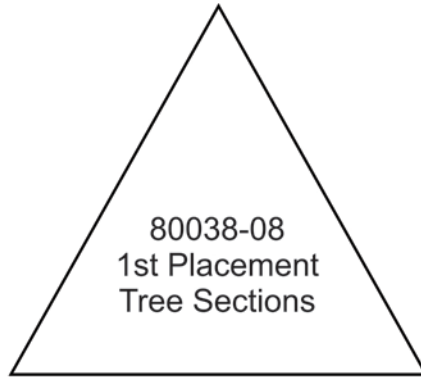
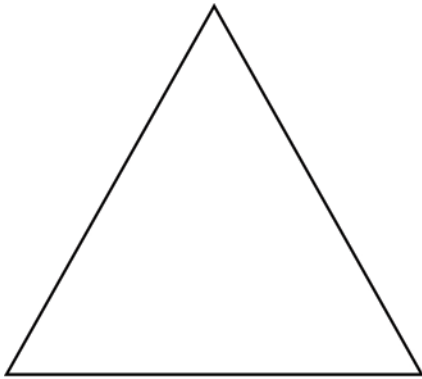
80038-06
Last Placement
Carrot Nose



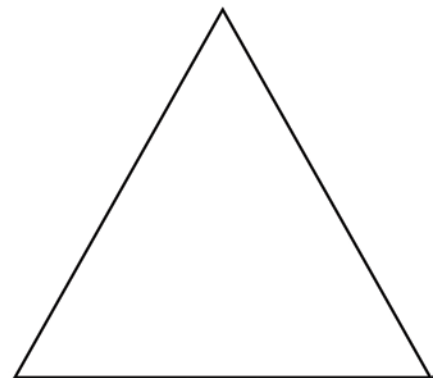
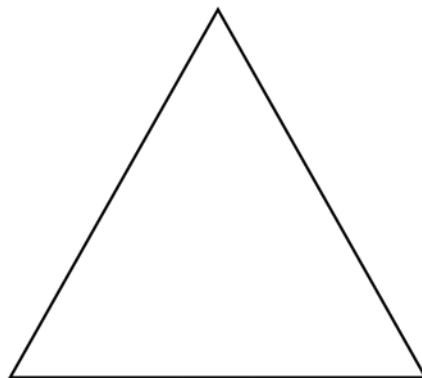
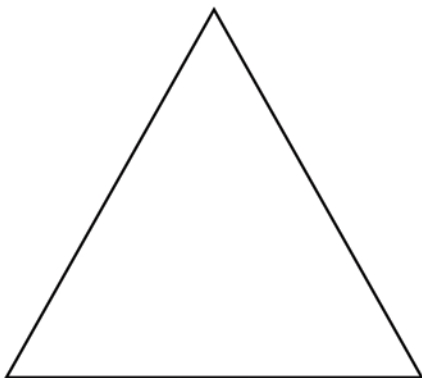
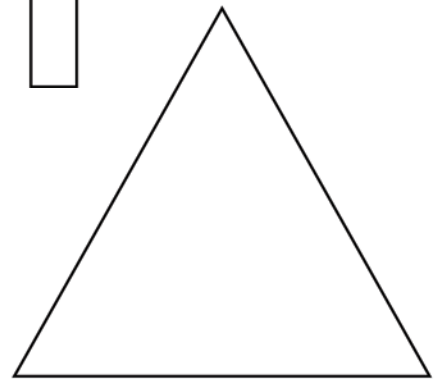
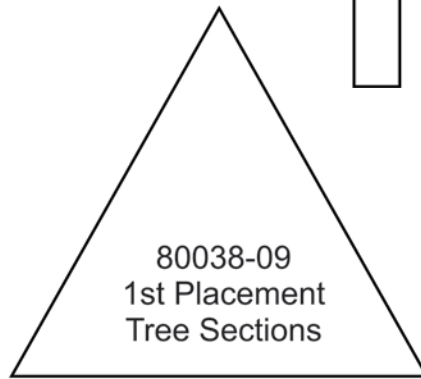
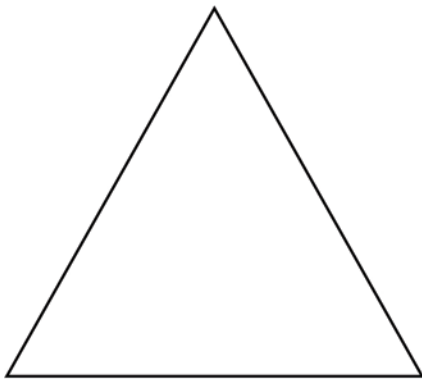
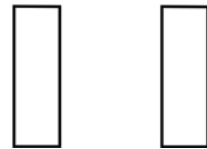
80038-07
Snowflake Sections

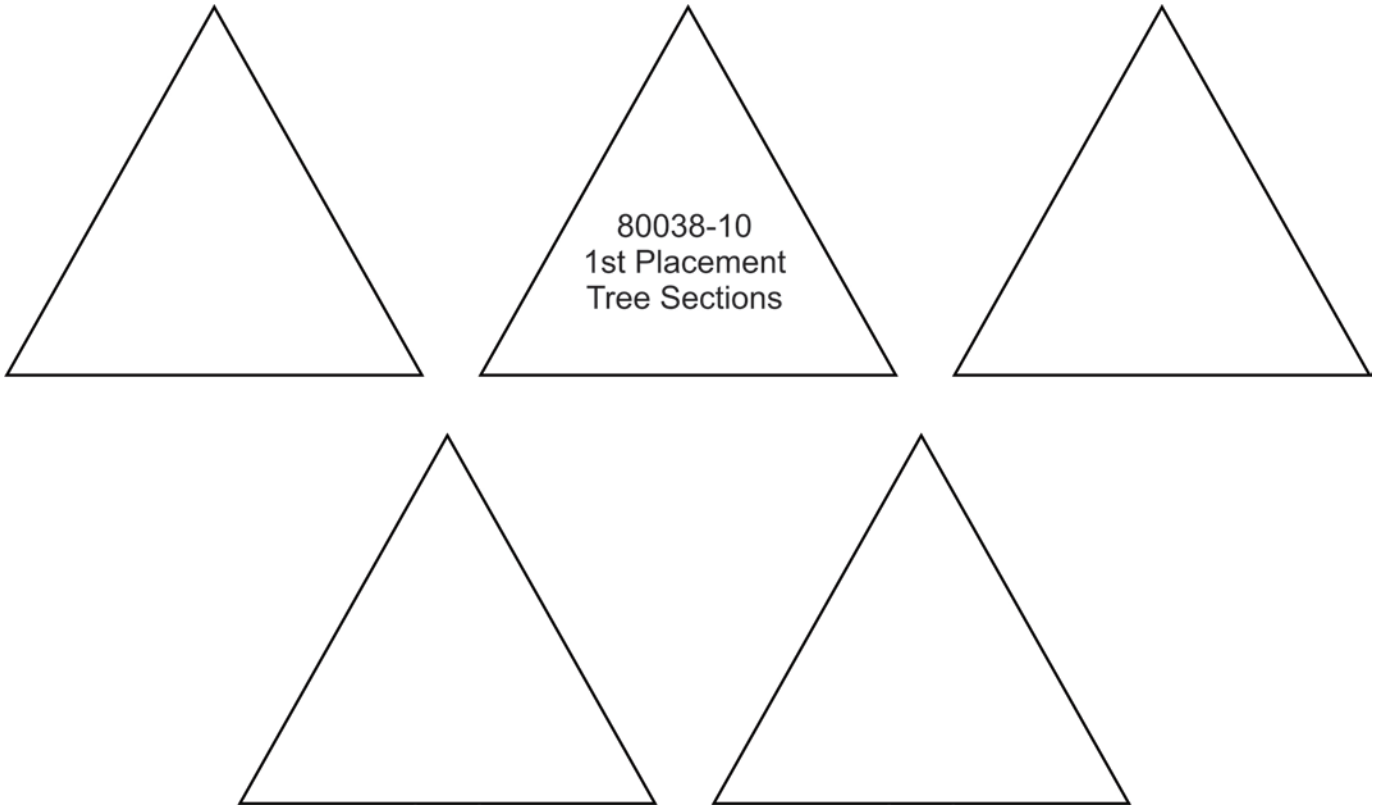


80038-08
Last Placement
Trunk

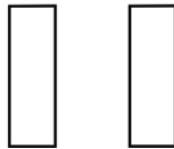


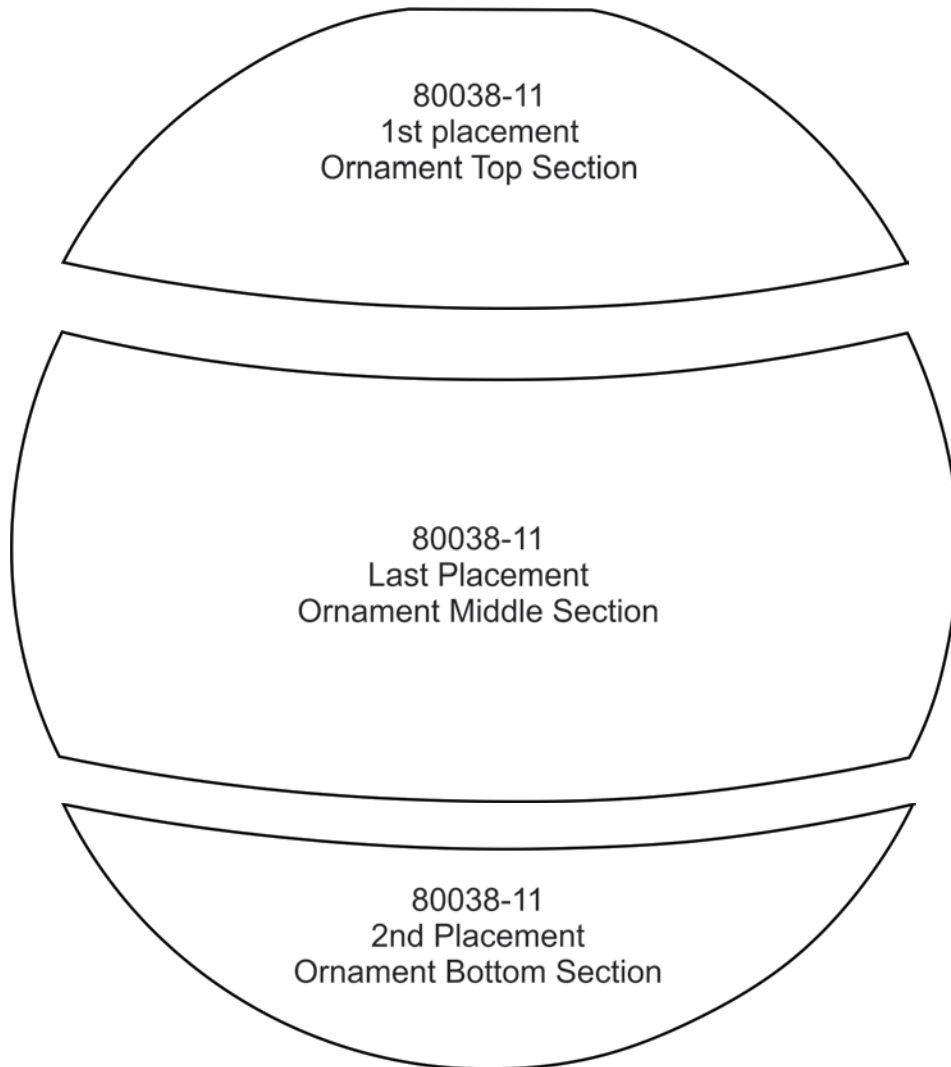
80038-09
Last Placement
Trunks

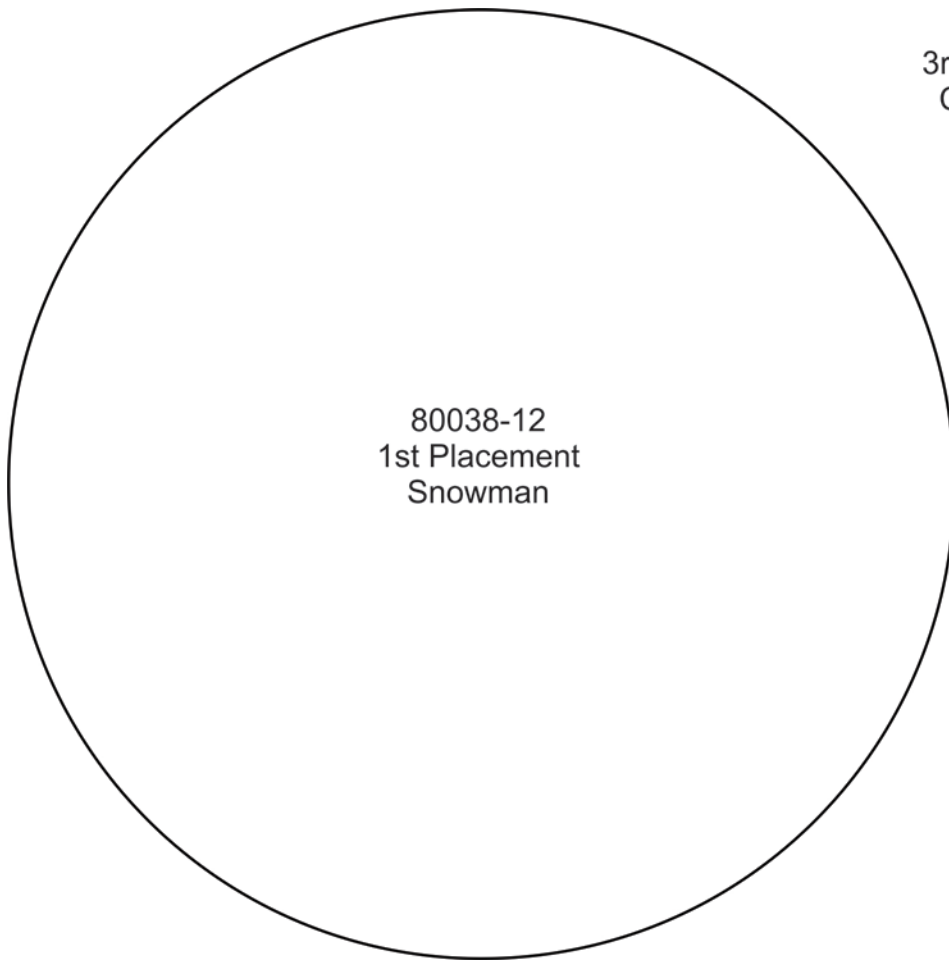




80038-10
Last Placement
Trunks



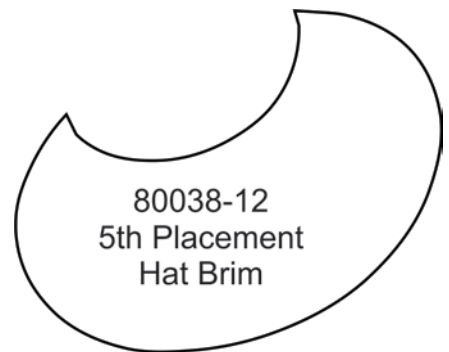




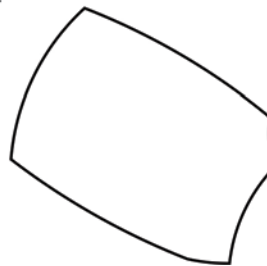
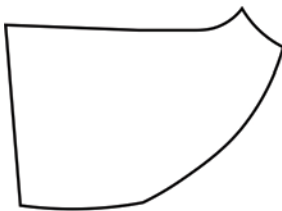
80038-12
3rd Placement
Carrot Nose



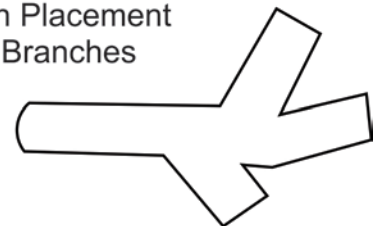
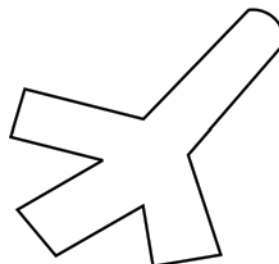
80038-12
Last Placement
Leaves




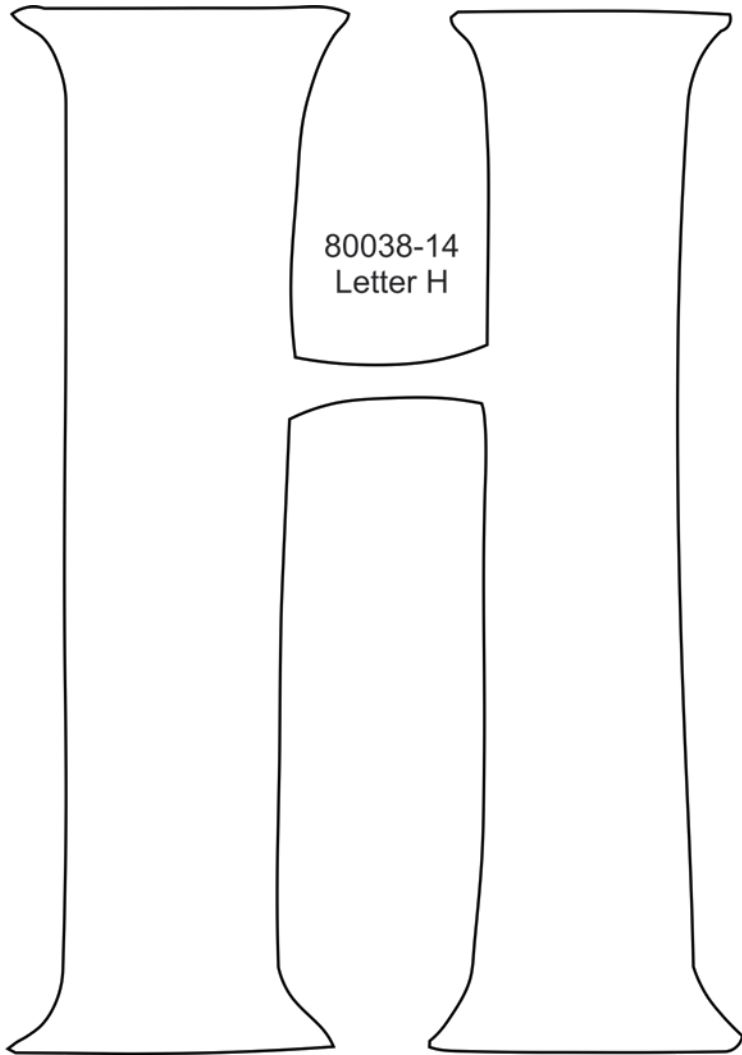
80038-12
2nd Placement
Scarf



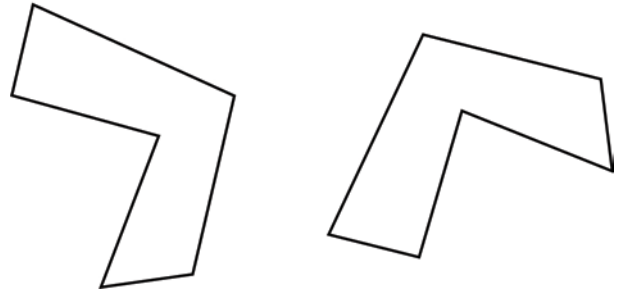
80038-12
4th Placement
Branches






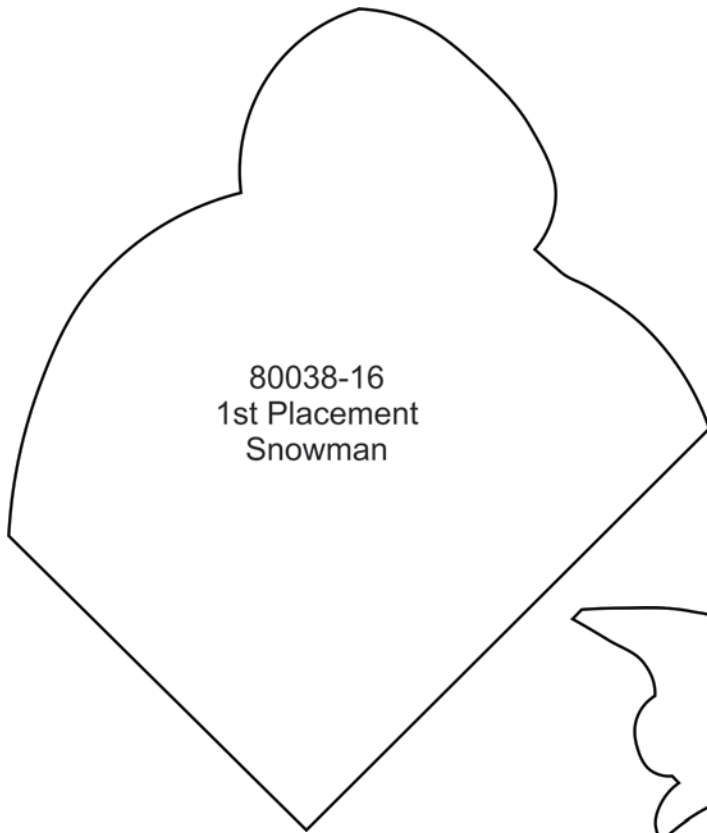


80038-15
Last Placement
Light Wreath Sections

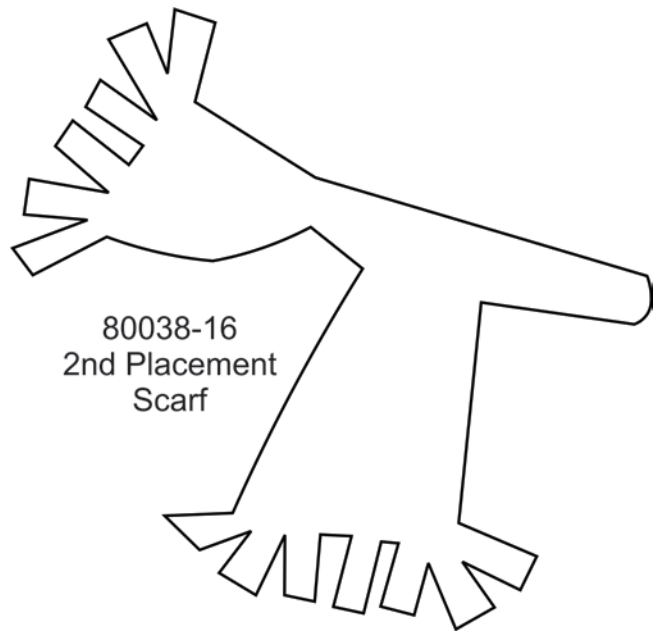


80038-15
1st placement
Dark Wreath Sections





80038-16
1st Placement
Snowman



80038-16
2nd Placement
Scarf



80038-16
Last Placement
Stocking Cap



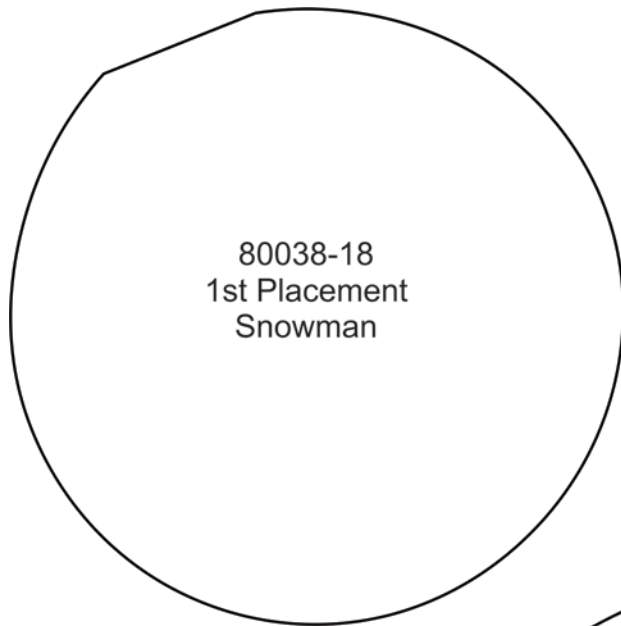
80038-17
1st Placement
Snowman



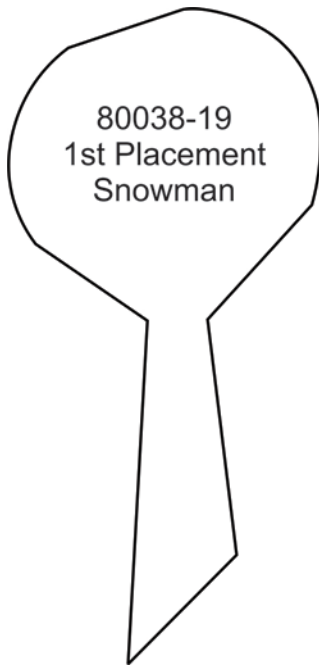
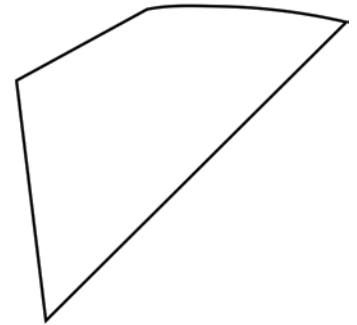
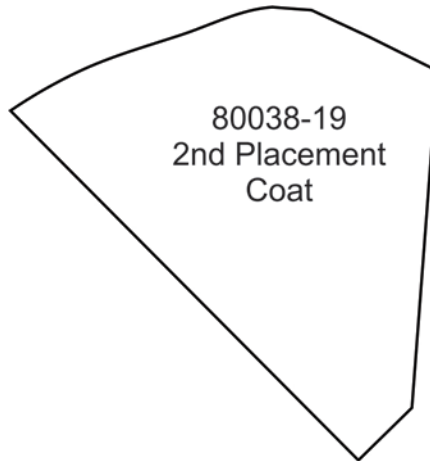
80038-17
2nd Placement
Scarf



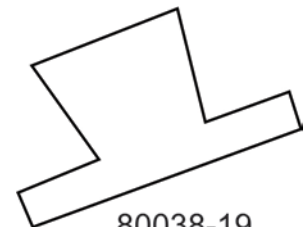
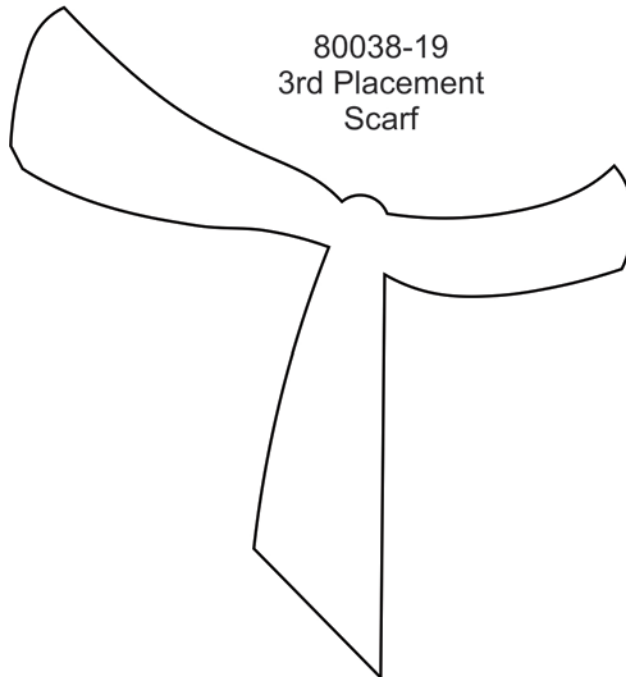
80038-17
Last Placement
Stocking Cap



80038-18
2nd Placement
Scarf



80038-19
3rd Placement
Scarf



80038-19
Last Placement
Hat

