

Note: Some designs in this collection may have been created using unique special stitches and/or techniques. To preserve design integrity when rescaling or rotating designs in your software, always rescale or rotate designs using the handles directly on-screen.



80052-01 Chicken 1 Appliqué
1.68 X 1.78 in.
42.67 X 45.21 mm
2,413 St.



80052-02 Chicken 2 Appliqué
1.44 X 1.79 in.
36.58 X 45.47 mm
1,797 St. **S**



80052-03 Chicken 3 Appliqué
1.75 X 1.94 in.
44.45 X 49.28 mm
1,866 St.



80052-04 Chicken 4 Appliqué
2.14 X 1.94 in.
54.36 X 49.28 mm
2,588 St. **⌘**



80052-05 Pig 1 Appliqué
3.70 X 2.19 in.
93.98 X 55.63 mm
6,402 St.



80052-06 Pig 2 Appliqué
3.00 X 2.53 in.
76.20 X 64.26 mm
6,114 St. **⊗**



80052-07 Sheep 1 Appliqué
2.64 X 1.90 in.
67.06 X 48.26 mm
4,567 St.



80052-08 Sheep 2 Appliqué
2.61 X 2.21 in.
66.29 X 56.13 mm
4,733 St.



80052-09 Cow 1 Appliqué
2.97 X 2.23 in.
75.44 X 56.64 mm
3,917 St. **⌘**



80052-10 Cow 2 Appliqué
3.04 X 2.29 in.
77.22 X 58.17 mm
6,506 St. **⌘**



80052-11 Duck Appliqué
2.36 X 2.32 in.
59.94 X 58.93 mm
3,055 St.



80052-12 Crow Appliqué
2.11 X 2.31 in.
53.59 X 58.67 mm
5,093 St.

⌘ Design contains a loose fill.

⊗ Some solid areas shown are not stitched.

L Design is larger than 5" (127 mm) in either direction.


S Design is smaller than 1.5" (38.1 mm) in either direction.

It is a violation of Copyright law to make and distribute copies of electronic designs or artwork.

Electronic designs are licensed to the original purchaser for use at one location. ©2014 Lesley Grainger Design. All rights reserved.

Note: Some designs in this collection may have been created using unique special stitches and/or techniques. To preserve design integrity when rescaling or rotating designs in your software, always rescale or rotate designs using the handles directly on-screen.




80052-13 Crow Appliqué
2.61 X 1.76 in.
66.29 X 44.70 mm
3,549 St. 



80052-14 Rabbit Appliqué
2.19 X 1.88 in.
55.63 X 47.75 mm
3,292 St.



80052-15 Mouse Appliqué
1.89 X 1.47 in.
48.01 X 37.34 mm
1,459 St. 



80052-16 Dog Appliqué
3.26 X 2.42 in.
82.80 X 61.47 mm
4,449 St.



80052-17 Cat Appliqué
3.12 X 2.08 in.
79.25 X 52.83 mm
3,496 St.



80052-18 Horse Appliqué
4.29 X 3.75 in.
108.97 X 95.25 mm
9,675 St.



80052-19 Truck Appliqué
4.49 X 2.93 in.
114.05 X 74.42 mm
8,227 St.




80052-20 Tree 1 Appliqué
2.20 X 4.40 in.
55.88 X 111.76 mm
3,834 St.




80052-21 Tree 2 Appliqué
2.83 X 3.33 in.
71.88 X 84.58 mm
4,615 St.




80052-22 Tree
4.13 X 3.63 in.
104.90 X 92.20 mm
7,948 St. 





80052-23 Flower Appliqué
2.24 X 6.22 in.
56.90 X 157.99 mm
6,963 St. 




80052-24 Sun Appliqué
3.06 X 3.00 in.
77.72 X 76.20 mm
2,318 St. 

 Design contains a loose fill.

 Some solid areas shown are not stitched.

 Design is larger than 5" (127 mm) in either direction.

 Design is smaller than 1.5" (38.1 mm) in either direction.

It is a violation of Copyright law to make and distribute copies of electronic designs or artwork.

Electronic designs are licensed to the original purchaser for use at one location. ©2014 Lesley Grainger Design. All rights reserved.

Note: Some designs in this collection may have been created using unique special stitches and/or techniques. To preserve design integrity when rescaling or rotating designs in your software, always rescale or rotate designs using the handles directly on-screen.



80052-25 Farm Boy Appliqué
2.35 X 4.40 in.
59.69 X 111.76 mm
9,467 St.



80052-26 Farm Girl Appliqué
1.62 X 3.93 in.
41.15 X 99.82 mm
7,345 St. ⚙️



80052-27 Scarecrow Appliqué
3.14 X 4.57 in.
79.76 X 116.08 mm
8,301 St. ⚙️



80052-28 House Appliqué
7.13 X 4.07 in.
181.10 X 103.38 mm
14,320 St. ⚙️ L



80052-30 Barn Appliqué
4.20 X 5.74 in.
106.68 X 145.80 mm
14,979 St. L



80052-29 Coop Appliqué
3.16 X 4.84 in.
80.26 X 122.94 mm
9,582 St. ⚙️



80052-31 Farm Friends
2.30 X 1.87 in.
58.42 X 47.50 mm
1,794 St. ⚙️

⚙️ Design contains a loose fill.

⚙️ Some solid areas shown are not stitched.

L Design is larger than 5" (127 mm) in either direction.

S Design is smaller than 1.5" (38.1 mm) in either direction.

It is a violation of Copyright law to make and distribute copies of electronic designs or artwork.

Electronic designs are licensed to the original purchaser for use at one location. ©2014 Lesley Grainger Design. All rights reserved.



Farm Friends

by Leslie Grainger / #80052 / 31 Designs

Listings below indicate color sample, stitching order and suggested thread color number. "I" refers to Isacord thread and "T" refers to Timeless thread. Colors beginning with 20501 refer to YLI Fine Metallics, 7 refer to Yenmet Metallic, 8 refer to YLI Variations Variegated Thread and 9 refer to Isacord Multicolor Variegated.

80052-01 Chicken 1 Appliqué

| | I | T |
|-----------------------------|------|-------|
| 1. Wattle & Tail | 1902 | 12121 |
| 2. Beak & Comb | 1114 | 24124 |
| 3. Body Placement Stitch | 0520 | 22103 |
| 4. Body Cut Line & Tackdown | 0520 | 22103 |
| 5. Cover Stitch | 0520 | 22103 |
| 6. Wing Placement Stitch | 1114 | 24124 |
| 7. Wing Cut Line & Tackdown | 1114 | 24124 |
| 8. Wing Cover Stitch | 1114 | 24124 |
| 9. White Detail | 0015 | 28154 |
| 10. Eye | 0020 | 28151 |

80052-02 Chicken 2 Appliqué

| | | |
|-----------------------------|------|-------|
| 1. Legs | 2155 | 10136 |
| 2. Beak | 1114 | 24124 |
| 3. Comb | 2550 | 10142 |
| 4. Body Placement Stitch | 2550 | 10142 |
| 5. Body Cut Line & Tackdown | 2550 | 10142 |
| 6. Body Cover Stitch | 2550 | 10142 |
| 7. Head Placement Stitch | 2155 | 10136 |
| 8. Head Cut line & Tackdown | 2155 | 10136 |
| 9. Head Cover Stitch & Wing | 2155 | 10136 |
| 10. Eye | 0020 | 28151 |

80052-03 Chicken 3 Appliqué

| | | |
|-----------------------------|------|-------|
| 1. Comb, Beak & Tail | 1701 | 12103 |
| 2. Legs | 1346 | 26136 |
| 3. Body Placement Stitch | 1902 | 12121 |
| 4. Body Cut line & Tackdown | 1902 | 12121 |
| 5. Body Cover Stitch | 1902 | 12121 |
| 6. Wing | 1701 | 12103 |
| 7. Eye | 0020 | 28151 |

80052-04 Chicken 4 Appliqué

| | | |
|-----------------------------|------|-------|
| 1. Dark Hay & Beak | 0702 | 22142 |
| 2. Comb | 1902 | 12121 |
| 3. Tail | 1114 | 24124 |
| 4. Body Placement Stitch | 1701 | 12103 |
| 5. Body Cut Line & Tackdown | 1701 | 12103 |
| 6. Body Cover Stitch | 1701 | 12103 |
| 7. Wing | 1114 | 24124 |
| 8. Light Hay | 0520 | 22103 |
| 9. Eye | 0020 | 28151 |

80052-05 Pig 1 Appliqué

| | | |
|---------------------------------------|------|-------|
| 1. Mud Placement Stitch | 0853 | 26115 |
| 2. Mud Cut Line & Tackdown | 0853 | 26115 |
| 3. Mud Cover Stitch | 0853 | 26115 |
| 4. Red Linework | 1902 | 12121 |
| 5. Body Placement Stitch | 2550 | 10142 |
| 6. Body Cut Line & Tackdown | 2550 | 10142 |
| 7. Pink Detail | 2155 | 10136 |
| 8. Mud on Pig | 1346 | 26136 |
| 9. Dark Pink Cover Stitch, Nose & Ear | 2550 | 10142 |
| 10. Nostrils | 0015 | 28154 |
| 11. Mouth | 1701 | 12103 |
| 12. Eyes | 0020 | 28151 |

80052-06 Pig 2 Appliqué

| | | |
|------------------------------|------|-------|
| 1. Body Placement Stitch | 3045 | 16121 |
| 2. Body Cut line & Tackdown | 3045 | 16121 |
| 3. Head Placement Stitch | 2155 | 10136 |
| 4. Head Cut Line & Tackdown | 2155 | 10136 |
| 5. Ears & Legs | 2900 | 16139 |
| 6. Body Cover Stitch | 3045 | 16121 |
| 7. Ears, Tail, Spots & Nose | 2810 | 16157 |
| 8. Head Cover Stitch & Spots | 2155 | 10136 |
| 9. Heels | 5722 | 18151 |
| 10. Boots | 5610 | 18136 |
| 11. Eyes | 0020 | 28151 |
| 12. Mouth | 1701 | 12103 |

80052-07 Sheep 1 Appliqué

| | | |
|-----------------------------|------|-------|
| 1. Legs | 1114 | 24124 |
| 2. Body Placement Stitch | 0520 | 22103 |
| 3. Body Cut Line Tackdown | 0520 | 22103 |
| 4. Body Cover Stitch | 0520 | 22103 |
| 5. Head Placement Stitch | 1114 | 24124 |
| 6. Head Cut Line & Tackdown | 1114 | 24124 |
| 7. Ears & Nose | 1346 | 26136 |
| 8. Eyes & Linework | 0020 | 28151 |
| 9. Head Cover Stitch | 1114 | 24124 |

80052-08 Sheep 2 Appliqué

| | | |
|----------------------------------|------|-------|
| 1. Legs | 2155 | 10136 |
| 2. Body Placement Stitch | 2550 | 10142 |
| 3. Body Cut Line & Tackdown | 2550 | 10142 |
| 4. White Linework | 0015 | 28154 |
| 5. Head Placement Stitch | 2155 | 10136 |
| 6. Head Cut Line & Tackdown | 2155 | 10136 |
| 7. Nose, Ears, Body Cover Stitch | 2550 | 10142 |
| 8. Head Cover Stitch | 2155 | 10136 |
| 9. Eyes | 0020 | 28151 |

80052-09 Cow 1 Appliqué

| | | |
|---------------------------------------|------|-------|
| 1. Body Placement Stitch | 0931 | 26118 |
| 2. Body Cut Line & Tackdown | 0931 | 26118 |
| 3. Head Placement Stitch | 1134 | 26124 |
| 4. Head Cut Line & Tackdown | 1134 | 26124 |
| 5. Head Cover Stitch & Uppers | 1134 | 26124 |
| 6. Eyes, Nose & Hooves | 0020 | 28151 |
| 7. Tail, Body Cover Stitch & Nostrils | 0931 | 26118 |

80052-10 Cow 2 Appliqué

| | | |
|-------------------------------|------|-------|
| 1. Tail, Hooves & Uppers | 0020 | 28151 |
| 2. Body Placement Stitch | 0622 | 22115 |
| 3. Body Cut Line & Tackdown | 0622 | 22115 |
| 4. Head Placement Stitch | 1114 | 24124 |
| 5. Head Cut Line & Tackdown | 1114 | 24124 |
| 6. Cover Stitch, Spots & Ears | 1114 | 24124 |
| 7. Face & Head Cover Stitch | 0622 | 22115 |
| 8. Eye & Nose | 1701 | 12103 |
| 9. Eyes | 0015 | 28154 |
| 10. Pupils, Nostrils & Ears | 0020 | 28151 |

80052-11 Duck Appliqué

| | | |
|-----------------------------|------|-------|
| 1. Feet | 1114 | 24124 |
| 2. Bill | 0702 | 22142 |
| 3. Body Placement Stitch | 1134 | 26124 |
| 4. Body Cut Line & Tackdown | 1134 | 26124 |
| 5. Body Cover Stitch | 1134 | 26124 |
| 6. Wing | 0832 | 20121 |
| 7. Eye | 0020 | 28151 |

80052-12 Crow Appliqué

| | | |
|-----------------------------|------|-------|
| 1. Body Placement Stitch | 2550 | 10142 |
| 2. Body Cut Line & Tackdown | 2550 | 10142 |
| 3. Face | 2155 | 10136 |
| 4. Face Outline | 0702 | 22142 |
| 5. Eyes, Chest & Feet | 2920 | 16130 |
| 6. Ears & Wings | 2920 | 16130 |
| 7. Inner Ears & Wing Detail | 3045 | 16121 |
| 8. Body Cover Stitch | 2550 | 10142 |

80052-13 Crow Appliqué

| | | |
|---------------------------|------|-------|
| 1. Feet & Beak | 0020 | 28151 |
| 2. Body Placement Stitch | 0020 | 28151 |
| 3. Body Cut Line Tackdown | 0020 | 28151 |
| 4. Back Wing & Eye | 0132 | 28145 |
| 5. Body Cover Stitch | 0020 | 28151 |
| 6. Front Wing | 0108 | 28136 |
| 7. Wing Detail | 0015 | 28154 |

80052-14 Rabbit Appliqué

| | | |
|-----------------------------|------|-------|
| 1. Body Placement Stitch | 1114 | 24124 |
| 2. Body Cut Line & Tackdown | 1114 | 24124 |
| 3. Ears & Body Cover Stitch | 1114 | 24124 |
| 4. Head Placement Stitch | 0622 | 22115 |
| 5. Head Cut Line & Tackdown | 0622 | 22115 |
| 6. Head Cover Stitch & tail | 0622 | 22115 |
| 7. Nose, Mouth & Toes | 1346 | 26136 |
| 8. Eyes | 3910 | 14199 |
| 9. Whiskers | 0020 | 28151 |

80052-15 Mouse Appliqué

| | | |
|-----------------------------|------|-------|
| 1. Tail, Feet & Ear | 0108 | 28136 |
| 2. Body Placement Stitch | 0124 | 28163 |
| 3. Body Cut Line & Tackdown | 0124 | 28163 |
| 4. Cover Stitch | 0124 | 28163 |
| 5. Nose & Whiskers | 0132 | 28145 |
| 6. Eye | 0020 | 28151 |

80052-16 Dog Appliqué

| | | |
|-----------------------------|------|-------|
| 1. Body Placement Stitch | 1134 | 26124 |
| 2. Body Cut Line & Tackdown | 1134 | 26124 |
| 3. Body Cover Stitch | 1134 | 26124 |
| 4. Head Placement Stitch | 0020 | 28151 |
| 5. Head Cut Line & Tackdown | 0622 | 22115 |
| 6. Head Cover Stitch | 0622 | 22115 |
| 7. Ears | 1312 | 24142 |
| 8. Face & Paw Detail | 0020 | 28151 |

80052-17 Cat Appliqué

| | | |
|-----------------------------------|------|-------|
| 1. Body Placement Stitch | 1701 | 12103 |
| 2. Body Cut Line & Tackdown | 1701 | 12103 |
| 3. Ears, Tail & Body Cover Stitch | 1701 | 12103 |
| 4. Head Placement Stitch | 1114 | 24124 |
| 5. Head Cut Line & Tackdown | 1114 | 24124 |
| 6. Head Cover Stitch | 1114 | 24124 |
| 7. Black Detail | 0020 | 28151 |

80052-18 Horse Appliqué

| | | |
|-----------------------------|------|-------|
| 1. Body Placement Stitch | 1114 | 24124 |
| 2. Body Cut Line & Tackdown | 1114 | 24124 |
| 3. Brown Body Spots | 1134 | 26124 |
| 4. Dark Brown Detail | 1346 | 26136 |
| 5. Body Cover Stitch | 1114 | 24124 |

80052-19 Truck Appliqué

| | | |
|--|------|-------|
| 1. Orange Box Placement Stitch | 1114 | 24124 |
| 2. Orange Box Cut Line & Tackdown | 1114 | 24124 |
| 3. Orange Detail & Cover Stitch | 1701 | 12103 |
| 4. Light Green Box Placement Stitch | 4610 | 14193 |
| 5. Light Green Box Cut Line & Tackdown | 4610 | 14193 |
| 6. Light Green Box Cover Stitch & Detail | 4610 | 14193 |
| 7. Truck Placement Stitch | 3900 | 14208 |
| 8. Truck Cut Line & Tackdown | 3900 | 14208 |
| 9. Black Detail | 0020 | 28151 |
| 10. Truck Cover Stitch | 3900 | 14208 |
| 11. Tires Placement Stitch | 4174 | 28148 |
| 12. Tires Cut Line & Tackdown | 4174 | 28148 |
| 13. Tires Cover Stitch | 4174 | 28148 |
| 14. Wheel Centers | 0108 | 28136 |

80052-20 Tree 1 Appliqué

| | | |
|-------------------------------|------|-------|
| 1. Leaves Placement Stitch | 3910 | 14199 |
| 2. Leaves Cut Line & Tackdown | 3910 | 14199 |
| 3. Leaves Cover Stitch | 3910 | 14199 |
| 4. Leaves Detail | 0020 | 28151 |
| 5. Trunk Placement Stitch | 5722 | 18151 |
| 6. Trunk Cut Line & Tackdown | 5722 | 18151 |
| 7. Trunk Cover Stitch | 5722 | 18151 |
| 8. Knot | 5610 | 18136 |

It is a violation of Copyright law to make and distribute copies of electronic designs or artwork.

Electronic designs are licensed to the original purchaser for use at one location. ©2014 Lesley Grainger Design. All rights reserved.



Farm Friends

by Leslie Grainger / #80052 / 31 Designs

Listings below indicate color sample, stitching order and suggested thread color number. "I" refers to Isacord thread and "T" refers to Timeless thread. Colors beginning with 20501 refer to YLI Fine Metallics, 7 refer to Yenmet Metallic, 8 refer to YLI Variations Variegated Thread and 9 refer to Isacord Multicolor Variegated.

| 80052-21 Tree 2 Appliqué | | I | T |
|-------------------------------|------|-------|---|
| 1. Tree Trunk | 1346 | 26136 | |
| 2. Leaves Placement Stitch | 5722 | 18151 | |
| 3. Leaves Cut Line & Tackdown | 5722 | 18151 | |
| 4. Leaves Cover Stitch | 5722 | 18151 | |
| 5. Gold Leaves | 0622 | 22115 | |
| 6. Light Green Leaves | 5610 | 18136 | |

| 80052-22 Tree | | I | T |
|------------------|------|-------|---|
| 1. Tree | 1346 | 26136 | |
| 2. Orange Leaves | 1114 | 24124 | |
| 3. Red Leaves | 1902 | 12121 | |
| 4. Green Leaves | 5610 | 18136 | |
| 5. Pink Leaves | 2550 | 10142 | |
| 6. Trunk Stripes | 1134 | 26124 | |

| 80052-23 Flower Appliqué | | I | T |
|--------------------------------------|------|-------|---|
| 1. Green Stem | 5722 | 18151 | |
| 2. Flower Placement Stitch | 1114 | 24124 | |
| 3. Flower Cut Line & Tackdown | 1114 | 24124 | |
| 4. Flower Cover Stitch | 1114 | 24124 | |
| 5. Flower Center Placement Stitch | 2550 | 10142 | |
| 6. Flower Center Cut Line & Tackdown | 2550 | 10142 | |
| 7. Flower Center Cover Stitch | 2550 | 10142 | |
| 8. Light Green Leaf | 5610 | 18136 | |
| 9. Pink Stamen & Leaf | 2155 | 10136 | |
| 10. Plum Stamen & Leaf | 2504 | 16148 | |
| 11. Red Stamen & Leaf | 1701 | 12103 | |
| 12. Blue Stamen & Leaf | 3900 | 14208 | |
| 13. Orange Leaf | 1114 | 24124 | |
| 14. Dark Green Leaf | 5643 | 18196 | |
| 15. Light Yellow Stamen & Leaf | 0520 | 22103 | |
| 16. Light Blue Leaf | 3910 | 14199 | |

| 80052-24 Sun Appliqué | | I | T |
|----------------------------|------|-------|---|
| 1. Rays | 0520 | 22103 | |
| 2. Sun Placement Stitch | 1114 | 24124 | |
| 3. Sun Cut Line & Tackdown | 1114 | 24124 | |
| 4. Sun Cover Stitch | 1114 | 24124 | |
| 5. Plum Linework | 2504 | 16148 | |
| 6. Mouth | 1701 | 12103 | |
| 7. Eyes | 1902 | 12121 | |

| 80052-25 Farm Boy Appliqué | | I | T |
|---------------------------------|------|-------|---|
| 1. Shoes & Hat | 1134 | 26124 | |
| 2. Shirt Placement Stitch | 1701 | 12103 | |
| 3. Shirt Cut Line & Tackdown | 1701 | 12103 | |
| 4. Hands | 1140 | 20115 | |
| 5. Shirt Detail | 1902 | 12121 | |
| 6. Shirt Cover Stitch | 1701 | 12103 | |
| 7. Overalls Placement Stitch | 3900 | 14208 | |
| 8. Overalls Cut Line & Tackdown | 3900 | 14208 | |
| 9. Overalls Cover Stitch | 3900 | 14208 | |
| 10. Pockets | 3902 | 14139 | |
| 11. Face | 1140 | 20115 | |
| 12. Eyes & Hair | 0020 | 28151 | |
| 13. Hat Brim & Outlines | 1346 | 26136 | |
| 14. Mouth | 1701 | 12103 | |
| 15. Buttons | 0015 | 28154 | |

| 80052-26 Farm Girl Appliqué | | I | T |
|--------------------------------------|------|-------|---|
| 1. Dress Placement Stitch | 2550 | 10142 | |
| 2. Dress Cut Line & Tackdown | 2550 | 10142 | |
| 3. Scarf Placement Stitch | 1902 | 12121 | |
| 4. Scarf Cut Line & Tackdown | 1902 | 12121 | |
| 5. Legs | 1902 | 12121 | |
| 6. Boots | 3150 | 16106 | |
| 7. Dress Cover Stitch & Boot Flowers | 2550 | 10142 | |
| 8. Purse | 0832 | 20121 | |
| 9. Purse Detail | 1134 | 26124 | |
| 10. Skin | 1140 | 20115 | |
| 11. Hair | 0702 | 22142 | |
| 12. Hair Linework | 1114 | 24124 | |
| 13. Shirt | 2504 | 16148 | |
| 14. Scarf Cover Stitch | 1902 | 12121 | |
| 15. Eyes | 3900 | 14208 | |
| 16. Cheeks | 2155 | 10136 | |
| 17. Mouth | 1701 | 12103 | |

| 80052-27 Scarecrow Appliqué | | I | T |
|-----------------------------------|------|-------|---|
| 1. Post | 1346 | 26136 | |
| 2. Grass | 5722 | 18151 | |
| 3. Shirt Placement Stitch | 1701 | 12103 | |
| 4. Shirt Cut Line & Tackdown | 1701 | 12103 | |
| 5. Face Placement Stitch | 0622 | 22115 | |
| 6. Face Cut Line & Tackdown | 0622 | 22115 | |
| 7. Face Cover Stitch | 0622 | 22115 | |
| 8. Face & Shirt Linework | 1134 | 26124 | |
| 9. Hay | 0702 | 22142 | |
| 10. Shirt Cover Stitch | 1701 | 12103 | |
| 11. Plum Pocket & Button | 2504 | 16148 | |
| 12. Yellow Pocket & Linework | 0520 | 22103 | |
| 13. Mouth & Button | 1902 | 12121 | |
| 14. Eyes, Button & Pocket | 3900 | 14208 | |
| 15. Cheeks | 2155 | 10136 | |
| 16. Inner Hat | 0108 | 28136 | |
| 17. Medium Gray Hat Top | 0132 | 28145 | |
| 18. Hat, Pocket Linework & Button | 0020 | 28151 | |

| 80052-28 House Appliqué | | I | T |
|---------------------------------------|------|-------|---|
| 1. Left Building Placement Stitch | 0151 | 28112 | |
| 2. Left Building Cut Line & Tackdown | 0151 | 28112 | |
| 3. Left Building Cover Stitch | 0151 | 28112 | |
| 4. Left Building Roof | 1701 | 12103 | |
| 5. Right Building Placement Stitch | 5050 | 14175 | |
| 6. Right Building Cut Line & Tackdown | 5050 | 14175 | |
| 7. Right Building Cover Stitch | 5050 | 14175 | |
| 8. Right Building Roof | 1902 | 12121 | |
| 9. Gray Window & Smoke | 0151 | 28112 | |
| 10. Door | 1346 | 26136 | |
| 11. Red Window | 1701 | 12103 | |
| 12. White Window | 0015 | 28154 | |
| 13. Gray Window | 4174 | 28148 | |
| 14. Yellow Window | 0702 | 22142 | |
| 15. Light Blue Window | 3910 | 14199 | |
| 16. Light Purple Window Detail | 2510 | 16148 | |
| 17. Black Window & Window Details | 0020 | 28151 | |
| 18. Blue Window Detail | 3900 | 14208 | |
| 19. Bushes | 5722 | 18151 | |

| 80052-29 Coop Appliqué | | I | T |
|-----------------------------|------|-------|---|
| 1. Coop Placement Stitch | 1134 | 26124 | |
| 2. Coop Cut Line & Tackdown | 1134 | 26124 | |
| 3. Coop Linework | 1346 | 26136 | |
| 4. Coop Cover Stitch | 1134 | 26124 | |
| 5. Ramp | 1140 | 20115 | |
| 6. Ramp Detail | 1134 | 26124 | |
| 7. Inside House | 0020 | 28151 | |
| 8. Hay | 0702 | 22142 | |
| 9. Roof | 3900 | 14208 | |


| 80052-30 Barn Appliqué | | I | T |
|--------------------------------|------|-------|---|
| 1. Barn Placement Stitch | 1902 | 12121 | |
| 2. Barn Cut Line & Tackdown | 1902 | 12121 | |
| 3. Red Linework | 1701 | 12103 | |
| 4. Orange Linework | 1114 | 24124 | |
| 5. Black Inside Barn | 0020 | 28151 | |
| 6. Barn Doors | 1134 | 26124 | |
| 7. White Detail | 0015 | 28154 | |
| 8. Barn Walls Cover Stitch | 1902 | 12121 | |
| 9. Black Detail & Cover Stitch | 0020 | 28151 | |

| 80052-31 Farm Friends | | I | T |
|-----------------------|------|-------|---|
| 1. Green Letter | 5722 | 18151 | |
| 2. Orange Letter | 1114 | 24124 | |
| 3. Pink Letter | 2550 | 10142 | |
| 4. Brown Letters | 1134 | 26124 | |

1. Print out the necessary pages from the PDF of the appliqué pattern(s).
2. Mark the right side of the pattern pieces so you'll know which direction to lay the pattern on the fabric.
3. Lightly spray the wrong side of the pattern pieces with temporary adhesive spray and allow it to set for a few minutes.
4. Place the pattern pieces on the right side of the fabric and carefully cut them out. **PHOTO 1**
5. Sew the placement stitch on your hooped fabric. **PHOTO 2**
6. With the paper still stuck to the right side of the appliqué fabric, spray the wrong side of the fabric with temporary spray adhesive.
7. Place the fabric inside the sewing placement stitch so that it matches the stitching line, and then remove the paper pattern. **PHOTO 3**
8. Sew the tackdown. **PHOTO 4**
9. Sew the remainder of the design and repeat for any remaining pieces. **PHOTO 5**

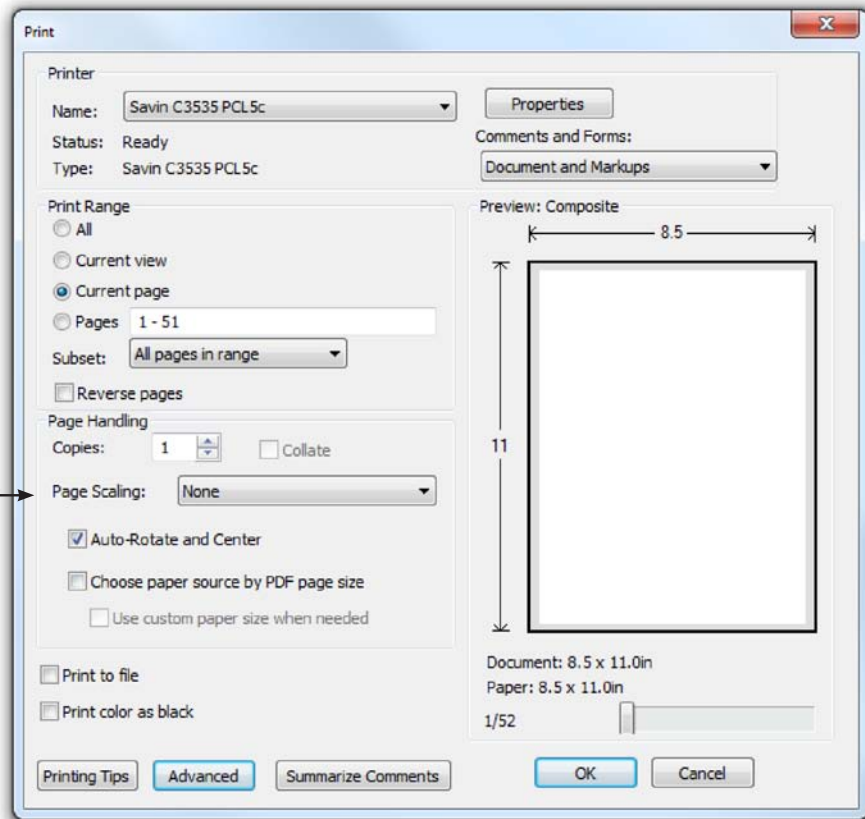
NOTE: The patterns are sized for the designs as they were made. If you resize the design, you will need to resize the pattern the same amount. You can print out the pattern at the normal size then copy it on a copy machine at the changed size. For example, resize the designs to 80%, resize the printed pattern to 80%.

TIP: When Printing the patterns, make sure that the "Fit to page" option is UNCHECKED in the Print Dialog Box. If this option is checked the printed patterns will not be actual size.



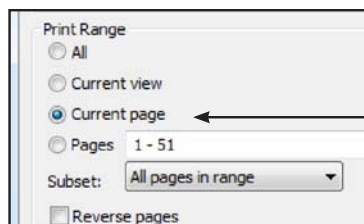
ATTENTION

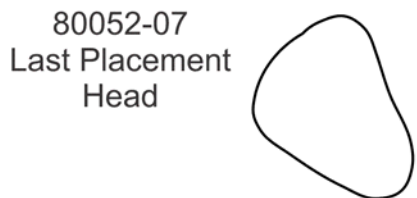
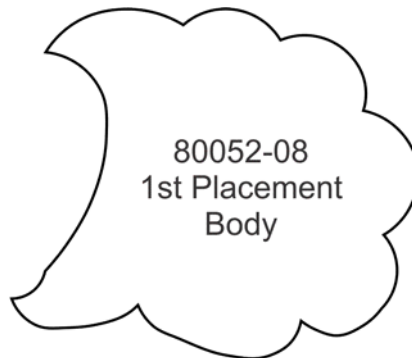
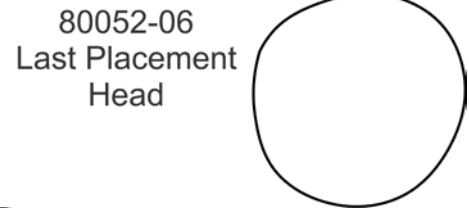
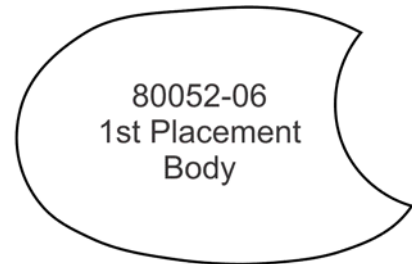
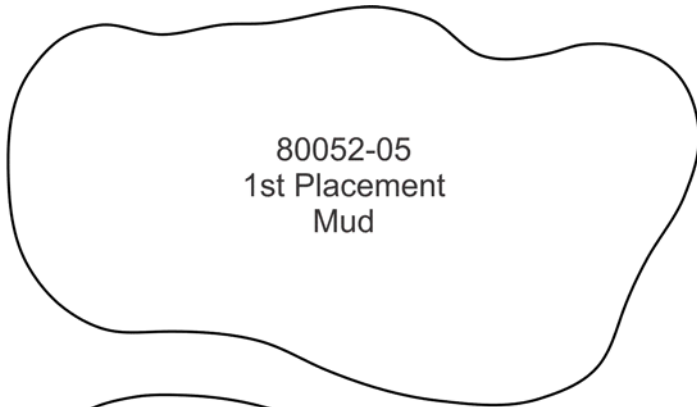
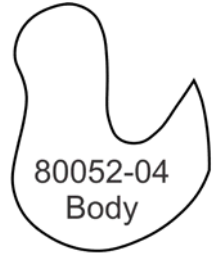
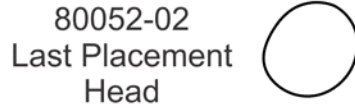
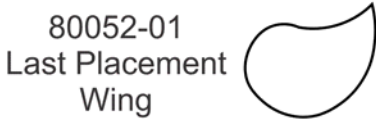
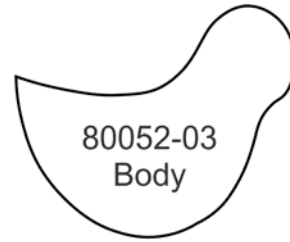
When printing this document, any page scaling or page fitting options in your print dialog box must be turned OFF or set to NONE so that your files will print out at their actual size. Images not printed at actual size will not function as intended.

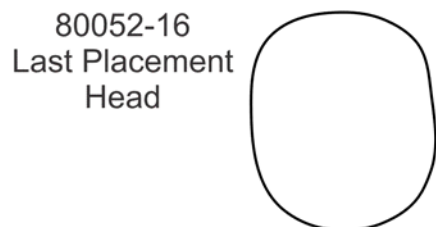
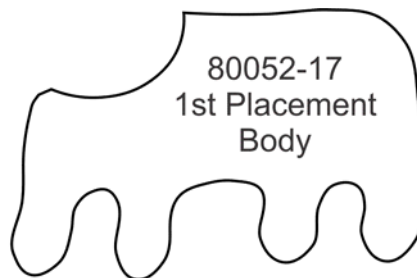
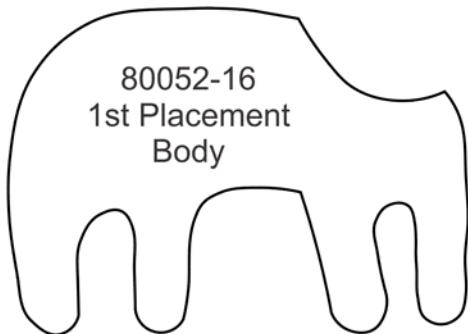
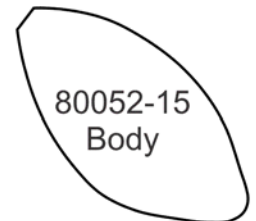
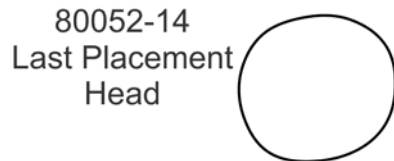
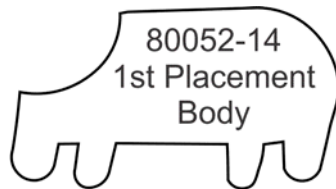
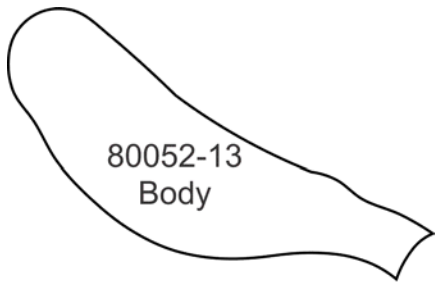
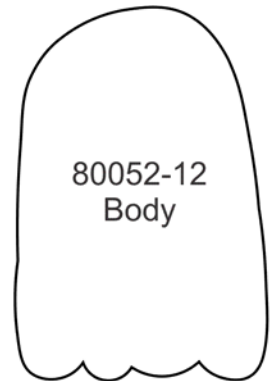
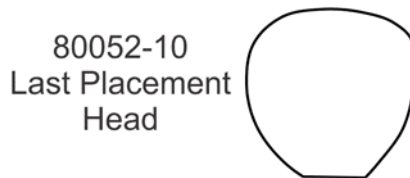
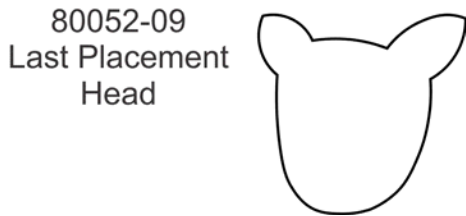
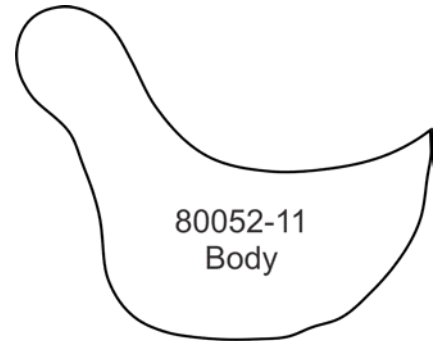
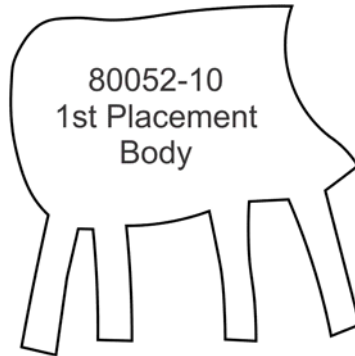
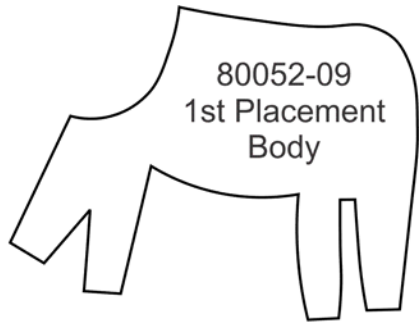


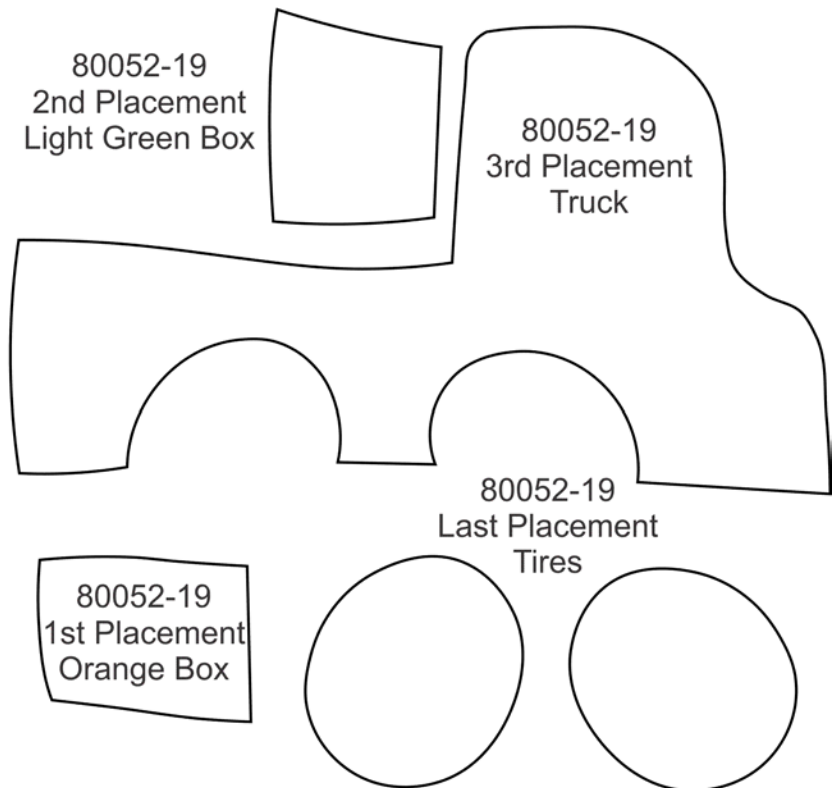
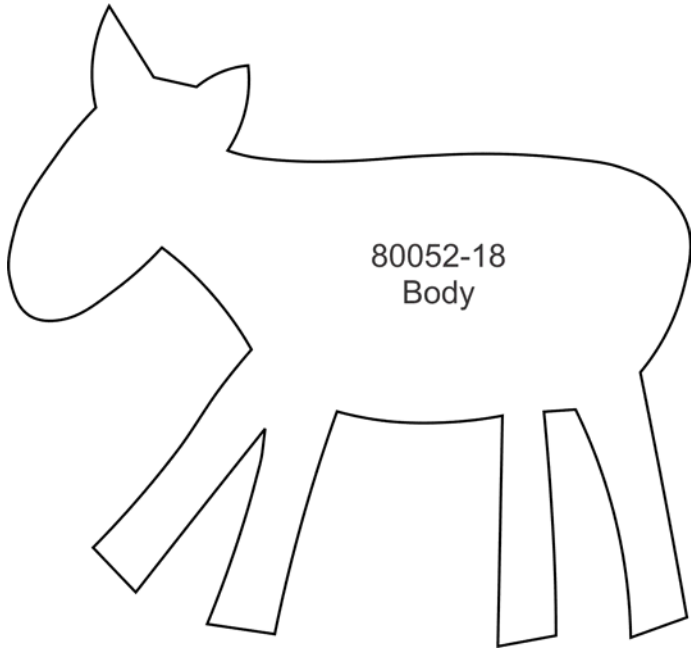
TO SAVE PAPER

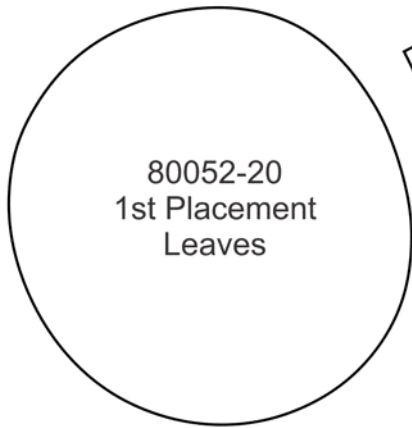
Only print the desired image by navigating to the image's page, go to File > Print and select "Current page" in the print dialog box. Repeat for each desired image.







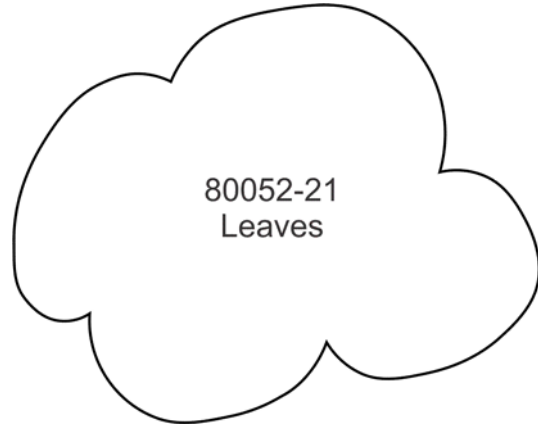




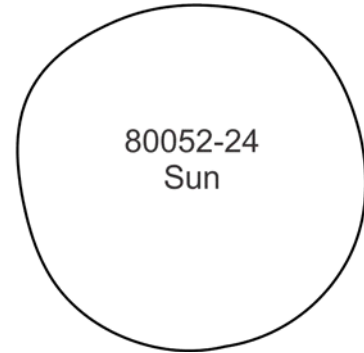
80052-20
1st Placement
Leaves



80052-20
Last Placement
Trunk



80052-21
Leaves



80052-24
Sun



80052-23
1st Placement
Flower

80052-23
Last Placement
Stamen

