

Note: Some designs in this collection may have been created using unique special stitches and/or techniques. To preserve design integrity when rescaling or rotating designs in your software, always rescale or rotate designs using the handles directly on-screen.



80060-01 Christmas Trees Appliqué
4.75 X 7.22 in.
120.65 X 183.39 mm
24,680 St. **L**



80060-02 Christmas Tree
4.59 X 5.98 in.
116.59 X 151.89 mm
18,355 St. **L**



80060-03 Ornament 1 Appliqué
1.82 X 2.62 in.
46.23 X 66.55 mm
2,083 St. **L**



80060-04 Ornament 2 Appliqué
1.57 X 3.37 in.
39.88 X 85.60 mm
2,096 St. **L**



80060-05 Ornament 3 Appliqué
2.32 X 2.94 in.
58.93 X 74.68 mm
3,351 St. **L**



80060-06 Poinsettia Appliqué
5.54 X 5.31 in.
140.72 X 134.87 mm
11,965 St. **L**



80060-07 Poinsettia
5.51 X 4.77 in.
139.95 X 121.16 mm
21,260 St. **L**



80060-08 Snowman 1 Appliqué
5.49 X 6.58 in.
139.45 X 167.13 mm
15,310 St. **L**



80060-09 Snowman 2 Appliqué
3.78 X 4.08 in.
96.01 X 103.63 mm
6,829 St.



80060-10 Snowman 3 Appliqué
3.90 X 4.31 in.
99.06 X 109.47 mm
6,641 St.



80060-11 Snowman 4 Appliqué
4.19 X 4.01 in.
106.43 X 101.85 mm
7,425 St.



80060-12 Mini Snowman
1.26 X 1.26 in.
32.00 X 32.00 mm
2,012 St. **S**

L Design contains a loose fill.

S Some solid areas shown are not stitched.

L Design is larger than 5" (127 mm) in either direction.

S Design is smaller than 1.5" (38.1 mm) in either direction.

It is a violation of Copyright law to make and distribute copies of electronic designs or artwork.

Electronic designs are licensed to the original purchaser for use at one location. ©2015 Cherry Guidry. All rights reserved.

Note: Some designs in this collection may have been created using unique special stitches and/or techniques. To preserve design integrity when rescaling or rotating designs in your software, always rescale or rotate designs using the handles directly on-screen.



80060-13 Mini Snow Woman
1.14 X 1.26 in.
28.96 X 32.00 mm
1,881 St. ❄️ S



80060-14 Fox
3.55 X 3.61 in.
90.17 X 91.69 mm
13,307 St.



80060-15 Owl
3.49 X 4.12 in.
88.65 X 104.65 mm
19,962 St. ❄️



80060-16 Owl on Branch
6.01 X 4.01 in.
152.65 X 101.85 mm
26,634 St. ❄️ L



80060-17 Raccoon
2.97 X 3.17 in.
75.44 X 80.52 mm
13,306 St. ❄️



80060-18 Squirrel
2.43 X 2.24 in.
61.72 X 56.90 mm
9,995 St. ❄️



80060-19 Reindeer Appliqué
4.40 X 7.21 in.
111.76 X 183.13 mm
8,440 St. ❄️ L



80060-20 Gift Sleigh Appliqué
6.24 X 3.94 in.
158.50 X 100.08 mm
18,463 St. ❄️ L




80060-21 Floral Border
.56 X 4.00 in.
14.22 X 101.60 mm
2,766 St. ❄️ S



80060-22 Circles Border
.60 X 5.01 in.
15.24 X 127.25 mm
1,806 St. ❄️ L S



80060-23 Snowflake 1
1.74 X 1.97 in.
44.20 X 50.04 mm
4,208 St. ❄️



80060-24 Snowflake 2
2.13 X 2.09 in.
54.10 X 53.09 mm
2,670 St. ❄️

❄️ Design contains a loose fill.

❄️ Some solid areas shown are not stitched.

L Design is larger than 5" (127 mm) in either direction.

S Design is smaller than 1.5" (38.1 mm) in either direction.


It is a violation of Copyright law to make and distribute copies of electronic designs or artwork.

Electronic designs are licensed to the original purchaser for use at one location. ©2015 Cherry Guidry. All rights reserved.

Note: Some designs in this collection may have been created using unique special stitches and/or techniques. To preserve design integrity when rescaling or rotating designs in your software, always rescale or rotate designs using the handles directly on-screen.




80060-25 Snowflake 3


1.06 X 1.05 in.
26.92 X 26.67 mm
1,639 St.  **S**



80060-26 Snowflake 4

2.65 X 2.63 in.
67.31 X 66.80 mm
5,219 St.  **L**

 Design contains a loose fill.

 Some solid areas shown are not stitched.

L Design is larger than 5" (127 mm) in either direction.

S Design is smaller than 1.5" (38.1 mm) in either direction.

It is a violation of Copyright law to make and distribute copies of electronic designs or artwork.

Electronic designs are licensed to the original purchaser for use at one location. ©2015 Cherry Guidry. All rights reserved.

Listings below indicate color sample, stitching order and suggested thread color number. Most numbers indicate Isacord thread. Colors beginning with 20501 refer to YLI Fine Metallics, 7 refer to Yenmet Metallic, 8 refer to YLI Variations Variegated Thread and 9 refer to Isacord Multicolor Variegated.

80060-01 Christmas Trees Appliqué

1. Back Red Tree Placement Stitch	1904
2. Back Red Tree Tackdown	1904
3. Back Red Tree Cover Stitch	1904
4. Green Tree Placement Stitch	5730
5. Green Tree Tackdown	5730
6. Green Tree Cover Stitch	5730
7. Blue Trees Placement Stitch	4610
8. Blue Trees Tackdown	4610
9. Blue Trees Cover Stitch	4610
10. Front Red Tree Placement Stitch	1904
11. Front Red Tree Tackdown	1904
12. Silver Detail	7005
13. Red Front Tree Cover Stitch	1904
14. Cover Stitch Outlines	0824
15. Green Stars	5730
16. Yellow Stars	0800
17. Blue Star	4952

80060-02 Christmas Tree

1. Leaves	5740
2. Stems	0105
3. Red Detail	1904
4. Turquoise Rim	4610
5. Gold Swirls	0800
6. White Detail	0015
7. Silver Star Shimmers	7009

80060-03 Ornament 1 Appliqué

1. Ornament Placement Stitch	1904
2. E Stitch Tackdown	1904
3. Dots	0015
4. Dot Shimmers	7005
5. Cap	4073
6. Cap Highlights	0105
7. Ribbon	4610

80060-04 Ornament 2 Appliqué

1. Ornament Placement Stitch	5730
2. E Stitch Tackdown	5730
3. Cap	4073
4. Cap Highlights	0105
5. Ribbon	1904
6. White Detail	0015
7. Gold Shimmers	7008

80060-05 Ornament 3 Appliqué

1. Ornament Placement Stitch	4610
2. E Stitch Tackdown	4610
3. Cap	4073
4. Cap Highlights	0105
5. Ribbon	0821
6. White Detail	0015

80060-06 Poinsettia Appliqué

1. Leaves Placement Stitch	1904
2. E Stitch Tackdown	1904
3. White Detail	0015
4. Gold Detail	0800
5. Red Detail	1904
6. Green Detail	5730

80060-07 Poinsettia

1. Leaves	1904
2. White Detail	0015
3. Gold Detail	0800
4. Center Outlines	1904

80060-08 Snowman 1 Appliqué

1. Snowman Placement Stitch	0015
2. E Stitch Tackdown	0015
3. Hat & Scarf	1904
4. Hat & Scarf Detail	0015
5. Hat & Scarf Outlines	1911
6. Hat Outline & Arms	4073
7. Mouth	1904
8. Carrot	1200
9. Carrot Shading	1321
10. Coals	0020
11. Eye Highlights	0015

80060-09 Snowman 2 Appliqué

1. Snowman Placement Stitch	0015
2. E Stitch Tackdown	0015
3. Coal & Arms	0020
4. Carrot	1220
5. Carrot Shading	1321
6. Scarf	2220
7. Scarf Detail & Mouth	1904

80060-10 Snowman 3 Appliqué

1. Snowman Placement Stitch	0015
2. E Stitch Tackdown	0015
3. Coal & Arms	0020
4. Scarf	4952
5. Scarf Detail	4610
6. Carrot	1200
7. Carrot Shading	1321
8. Mouth	1904

80060-11 Snowman 4 Appliqué

1. Snowman Placement Stitch	0015
2. E Stitch Tackdown	0015
3. Coal & Arms	0020
4. Carrot	1220
5. Carrot Shading	1321
6. Scarf	5740
7. Scarf Detail	5730
8. Mouth	1904

80060-12 Mini Snowman

1. Snowman	0015
2. Scarf	4610
3. Mouth	1904
4. Carrot	1220
5. Coal & Arms	0020

80060-13 Mini Snow Woman

1. Snowman	0015
2. Scarf	2220
3. Mouth	1904
4. Carrot	1220
5. Coal & Arms	0020

80060-14 Fox

1. Orange Fur	0824
2. Face & Tail	0015
3. Gray Face & Outlines	4073
4. Eyes & Nose	0020
5. Light Gray Detail	0105
6. Pink Ribbon	2220
7. Ribbon Outline	1904
8. Eye Highlights	0015

80060-15 Owl

1. Chest & Ear	5740
2. Head, Ear & Tail	4610
3. Wings	4952
4. Owl Outline	4116
5. Feet	0150
6. Chest Outline	5730
7. Beak	0800
8. Hat, Ear & Chest Detail	1904
9. Hat & Eyes	0015
10. Hat & Ear Outlines	1911
11. Eye Outlines	0824
12. Green & Eye Detail	5730
13. Blue Eye Detail	4610
14. Gray Hat Detail	3274
15. Eyes	0020

80060-16 Owl on Branch

1. Leaves & Owl	5740
2. Owl	4610
3. Wings	4952
4. Owl Outline	4116
5. Stems & Feet	0105
6. Ornament, Leaves & Owl Belly	5730
7. Beak & Bag	0800
8. Bag Shading	0824
9. Red Detail	1904
10. White Detail	0015
11. Dark Red Hat & Ear Outlines	1911
12. Eye Outline & Ornament Detail	0824
13. Green Eye Detail & Letter	5730
14. Blue Eye Detail	4610
15. Hat Detail	3274
16. Eyes	0020

80060-17 Raccoon

1. Hat & Gift Top	1904
2. Body & Tail	0105
3. White Detail	0015
4. Pink Package	2220
5. Design Outlines	4073
6. Mask & Eyes	0020
7. Eye Highlights	0015
8. Ribbon	0800
9. Hat Outline	1911

80060-18 Squirrel

1. Squirrel	0821
2. Hat & Body	0015
3. Scarf & Cheek	2220
4. Scarf Detail	0015
5. Present	5740
6. Present Outlines	5730
7. Red Detail	1904
8. Hat Trim Outline	4073
9. Face Detail	0020

80060-19 Reindeer Appliqué

1. Deer Placement Stitch	4610
2. E Stitch Tackdown & Shading	4610
3. Antlers	4073
4. Ribbon	2220
5. Ribbon Outlines	1904
6. Eyes & Notes	0020
7. White Detail	0015



Frosty Forest

by Cherry Guidry / #80060 / 26 Designs

Listings below indicate color sample, stitching order and suggested thread color number. Most numbers indicate Isacord thread. Colors beginning with 20501 refer to YLI Fine Metallics, 7 refer to Yenmet Metallic, 8 refer to YLI Variations Variegated Thread and 9 refer to Isacord Multicolor Variegated.

80060-20 Gift Sleigh Appliqué

1. Left Blue Gift Placement Stitch	4103
2. E Stitch Tackdown & Ribbon	4103
3. Right Green Gift Placement Stitch	5730
4. E Stitch Tackdown	5730
5. Gold Gift Paper	0800
6. Orange Gift Paper	0824
7. Pink Ribbon & Gift	2220
8. Red Detail & Outlines	1904
9. Metallic Ribbon	7008
10. Gold Ribbon	0622
11. Tags	0015
12. Berries	1904
13. Sleigh Bed	4073
14. Rails	0105

80060-21 Floral Border

1. Single Color Design	4952
------------------------	------

80060-22 Circles Border

1. Green Detail	5730
2. Light Blue Detail	4952
3. Red Detail	1904

80060-23 Snowflake 1

1. Snowflake	0015
2. Gray Outline	0105

80060-24 Snowflake 2

1. Single Color Design	0015
------------------------	------

80060-25 Snowflake 3

1. Single Color Design	0015
------------------------	------

80060-26 Snowflake 4

1. Single Color Design	0015
------------------------	------

Isacord \ Yenment Metallic Thread Colors Used in "Frosty Forest"


By Cherry Guidry
Collection #80060

0015 White	1220 Apricot	4116 Dark teal
0020 Black	1321 Dark orange	4610 Deep aqua
0105 Ash mist	1904 Cardinal	4952 Mystic blue
0150 Mystik grey	1911 Foliage rose	5730 Apple green
0622 Star gold	2220 Tropicana	5740 Mint
0800 Goldenrod	3274 Battleship gray	7005 Silver metallic
0821 Honey gold	4073 Metal	7008 Yellow metallic
0824 Liberty gold	4103 California blue	7009 White silver metallic
1200 Sunset orange		

1. Print out the necessary pages from the PDF of the appliqué pattern(s).
2. Mark the right side of the pattern pieces so you'll know which direction to lay the pattern on the fabric.
3. Lightly spray the wrong side of the pattern pieces with temporary adhesive spray and allow it to set for a few minutes.
4. Place the pattern pieces on the right side of the fabric and carefully cut them out. **PHOTO 1**
5. Sew the placement stitch on your hooped fabric. **PHOTO 2**
6. With the paper still stuck to the right side of the appliqué fabric, spray the wrong side of the fabric with temporary spray adhesive.
7. Place the fabric inside the sewing placement stitch so that it matches the stitching line, and then remove the paper pattern. **PHOTO 3**
8. Sew the tackdown. **PHOTO 4**
9. Sew the remainder of the design and repeat for any remaining pieces. **PHOTO 5**

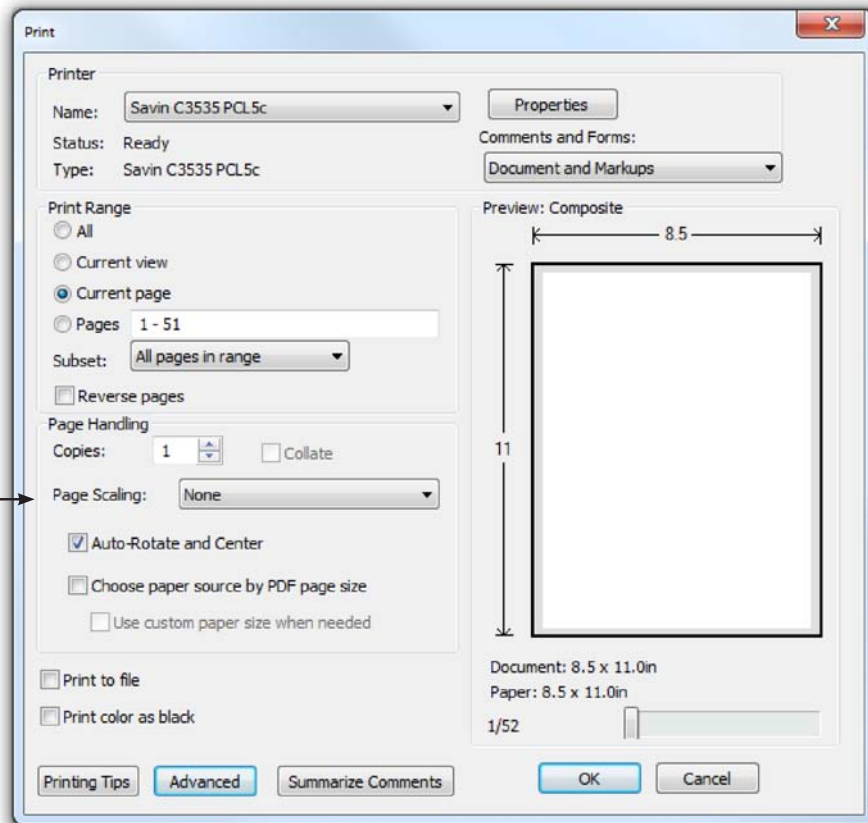
NOTE: The patterns are sized for the designs as they were made. If you resize the design, you will need to resize the pattern the same amount. You can print out the pattern at the normal size then copy it on a copy machine at the changed size. For example, resize the designs to 80%, resize the printed pattern to 80%.

TIP: When Printing the patterns, make sure that the “Fit to page” option is **UNCHECKED** in the Print Dialog Box. If this option is checked the printed patterns will not be actual size.



ATTENTION

When printing this document, any page scaling or page fitting options in your print dialog box must be turned OFF or set to NONE so that your files will print out at their actual size. Images not printed at actual size will not function as intended.



TO SAVE PAPER

Only print the desired image by navigating to the image's page, go to File > Print and select "Current page" in the print dialog box. Repeat for each desired image.

