

Note: Some designs in this collection may have been created using unique special stitches and/or techniques. To preserve design integrity when rescaling or rotating designs in your software, always rescale or rotate designs using the handles directly on-screen.



**80067-01 Floral 1**  
5.38 X 5.28 in.  
136.65 X 134.11 mm  
43,301 St. **L**



**80067-02 Floral 2**  
4.87 X 5.13 in.  
123.70 X 130.30 mm  
26,991 St. **L**



**80067-03 Floral 3**  
3.72 X 4.25 in.  
94.49 X 107.95 mm  
18,954 St.



**80067-04 Floral 4**  
5.47 X 4.16 in.  
138.94 X 105.66 mm  
30,660 St. **L**



**80067-05 Floral 5**  
4.31 X 4.70 in.  
109.47 X 119.38 mm  
28,923 St.



**80067-06 Floral 6**  
3.36 X 2.53 in.  
85.34 X 64.26 mm  
14,468 St.



**80067-07 Floral 7**  
4.41 X 4.59 in.  
112.01 X 116.59 mm  
27,190 St.



**80067-08 Floral 8**  
3.60 X 3.71 in.  
91.44 X 94.23 mm  
15,215 St.




**80067-09 Floral 9**  
2.80 X 3.45 in.  
71.12 X 87.63 mm  
14,146 St.



**80067-10 Floral 10**  
2.99 X 4.96 in.  
75.95 X 125.98 mm  
21,024 St.



**80067-11 Floral 11**  
3.63 X 3.25 in.  
92.20 X 82.55 mm  
11,911 St.



**80067-12 Floral 12**  
3.03 X 1.56 in.  
76.96 X 39.62 mm  
4,912 St.

**L** Design is larger than 5" (127 mm) in either direction.  
**S** Design is smaller than 1.5" (38.1 mm) in either direction.

Note: Some designs in this collection may have been created using unique special stitches and/or techniques. To preserve design integrity when rescaling or rotating designs in your software, always rescale or rotate designs using the handles directly on-screen.



**80067-13 Bird 1**  
4.90 X 6.57 in.  
124.46 X 166.88 mm  
14,874 St. **L**




**80067-14 Bird 2**  
2.49 X 7.50 in.  
63.25 X 190.50 mm  
15,950 St. **L**



**80067-15 Butterfly**  
7.45 X 4.60 in.  
189.23 X 116.84 mm  
58,950 St. **L**



**80067-16 Jumbo Floral Medallion Appliqué**  
8.99 X 8.99 in.  
228.35 X 228.35 mm  
30,039 St. **L**



**80067-17 Floral Medallion Appliqué**  
5.48 X 5.48 in.  
139.19 X 139.19 mm



13,016 St. **L**  
**80067-18 Quilt Feathers 1**  
3.21 X 5.87 in.  
81.53 X 149.10 mm



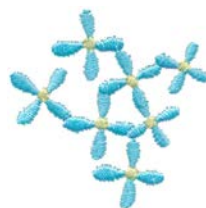
21,809 St. **L**  
**80067-19 Quilt Feathers 2**  
1.94 X 4.25 in.  
49.28 X 107.95 mm



10,106 St.  
**80067-20 Floral Border**  
5.12 X 1.31 in.  
130.05 X 33.27 mm



4,132 St. **LS**  
**80067-21 Floral Corner**  
3.26 X 3.23 in.  
82.80 X 82.04 mm



4,428 St.  
**80067-22 Blue Flowers Accent**  
1.58 X 1.59 in.  
40.13 X 40.39 mm




1,487 St.  
**80067-23 Bird Linework 1**  
2.49 X 7.50 in.  
63.25 X 190.50 mm




6,045 St. **L**  
**80067-24 Bird Linework 2**  
4.89 X 6.58 in.  
124.21 X 167.13 mm

**L** Design is larger than 5" (127 mm) in either direction.  
**S** Design is smaller than 1.5" (38.1 mm) in either direction.


Note: Some designs in this collection may have been created using unique special stitches and/or techniques. To preserve design integrity when rescaling or rotating designs in your software, always rescale or rotate designs using the handles directly on-screen.




5,368 St. **L**  
**80067-25 Floral Linework 1**  
 3.96 X 4.00 in.  
 100.58 X 101.60 mm



4,885 St.  
**80067-26 Floral Linework 2**  
 3.56 X 3.76 in.  
 90.42 X 95.50 mm



4,496 St.  
**80067-27 Floral Linework 3**  
 3.42 X 3.94 in.  
 86.87 X 100.08 mm



4,132 St.  
**80067-28 Floral Linework 4**  
 3.98 X 2.21 in.  
 101.09 X 56.13 mm



2,912 St.  
**80067-29 Floral Linework 5**  
 3.22 X 2.97 in.  
 81.79 X 75.44 mm



4,382 St.  
**80067-30 Floral Linework 6**  
 2.11 X 2.29 in.  
 53.59 X 58.17 mm

2,662 St.

**L** Design is larger than 5" (127 mm) in either direction.  
**S** Design is smaller than 1.5" (38.1 mm) in either direction.



# Soul Blossoms

by Cherry Guidry / #80067 / 30 Designs

Listings below indicate color sample, stitching order and suggested thread color number. Most numbers indicate Isacord thread. Colors beginning with 20501 refer to YLI Fine Metallics, 7 refer to Yenmet Metallic, 8 refer to YLI Variations Variegated Thread and 9 refer to Isacord Multicolor Variegated.

## 80067-01 Floral 1

1. Light Green Leaves.....	6141
2. Medium Green Leaf.....	6043
3. Leaf Outlines & Branch.....	4174
4. Berries.....	4230
5. Berry Highlights.....	0015
6. Match Fabric, Bottom Flower Underlay.....	0015
7. Bottom Flower Light Aqua Petals.....	5115
8. Bottom Flower Blue Petals.....	4230
9. Bottom Flower Stamen.....	0150
10. Bottom Flower Outlines.....	4174
11. Top Flower Blue Detail.....	4113
12. Top Flower Yellow Detail.....	0520
13. Top Flower White Detail.....	0015
14. Top Flower Outlines.....	4174
15. Top Flower Dark Aqua.....	4410
16. Middle Flower Green Petals.....	6141
17. Middle Flower White Detail.....	0015
18. Middle Flower Gray Detail.....	4174
19. Middle Flower Stamen.....	0150

## 80067-02 Floral 2

1. Gray Leaves.....	0150
2. Green Leaves.....	6141
3. Leaf Outlines, Berries & Branch.....	4174
4. Match Fabric, Flowers Underlay.....	0015
5. Blue Petals.....	4230
6. Blue Petals Aqua Linework.....	4410
7. Green Petals.....	6141
8. Green Petals Detail.....	6043
9. Flower Outlines.....	4174
10. White Stamens.....	0015
11. Medium Green Stamen.....	6043
12. Light Green Stamen.....	6141
13. Medium Blue Stamen.....	4113

## 80067-03 Floral 3

1. Green Leaves.....	6141
2. Gray Leaf.....	0150
3. Leaf Outlines, Berries & Branch.....	4174
4. Match Fabric, Flowers Underlay.....	0015
5. Blue Petals.....	4230
6. Blue Petals Detail.....	4410
7. Green Petals.....	6141
8. Green Petals Detail.....	6043
9. Flowers Outlines.....	4174
10. White Stamens.....	0015
11. Medium Green Stamen.....	6043
12. Medium Blue Stamen.....	4113

## 80067-04 Floral 4

1. Leaf.....	6043
2. Leaf Outline.....	4174
3. White Leaf Detail.....	0015
4. Light Green Petals.....	6141
5. White Petal Detail.....	0015
6. Petal Outlines & Black Detail.....	4174
7. Stamen.....	0150

## 80067-05 Floral 5

1. Leaf.....	6141
2. Berries.....	6141
3. Blue Detail.....	4113
4. Yellow Detail.....	0520
5. White Detail.....	0015
6. Flower Dark Gray Detail.....	4174
7. Dark Aqua Detail.....	4410
8. Leaf Detail & Branch.....	4174
9. Berry Highlights.....	0015

## 80067-06 Floral 6

1. Leaves.....	6141
2. Blue Detail.....	4113
3. Yellow Detail.....	0520
4. White Detail.....	0015
5. Flower Dark Grey Detail.....	4174
6. Dark Aqua Detail.....	4410
7. Leaf Outlines.....	4174

## 80067-07 Floral 7

1. Light Leaf.....	6141
2. Medium Green Leaves.....	6043
3. Berries.....	4230
4. Berry Highlights.....	0015
5. Leaf Outlines & Branches.....	4174
6. Match Fabric, Flowers Underlay.....	0015
7. Aqua Petals.....	5115
8. Blue Petals.....	4230
9. Stamens.....	0150
10. Flower Outlines.....	4174

## 80067-08 Floral 8

1. Gray Leaf.....	0150
2. Light Green Leaf.....	6141
3. Berries.....	4230
4. Leaf Outlines & Branch.....	4174
5. Berry Highlights.....	0015
6. Match Fabric, Flower Underlay.....	0015
7. Aqua Petals.....	5115
8. Blue Petals.....	4230
9. Stamen.....	0150
10. Flower Outlines.....	4174

## 80067-09 Floral 9

1. Leaf.....	6043
2. Leaf Outline.....	4174
3. Match Fabric, Flower Underlay.....	0015
4. Light Blue Petals.....	4230
5. Medium Blue Petals.....	4113
6. Flower Outlines.....	4174
7. Light Green Stamen.....	6141
8. Yellow Stamen.....	0520
9. Orange Stamen.....	0800

## 80067-10 Floral 10

1. Match Fabric, Design Underlay.....	0015
2. Gray Detail.....	0150
3. Yellow Detail.....	0520
4. White Detail.....	0015
5. Leaf Outlines.....	4174
6. Light Blue Petals.....	4230
7. Medium Blue Petals.....	4113
8. Flower Outlines.....	4174
9. Light Green Stamen.....	6141
10. Yellow Stamen.....	0520
11. Orange Stamen.....	0800

## 80067-11 Floral 11

1. Leaves.....	6141
2. Flowers.....	0520
3. Flower Outlines.....	4174
4. White Stamens.....	0015
5. Black Stamen Detail.....	4174
6. Leaf Outlines & Branches.....	4174
7. Berries.....	4230
8. Berry Highlights.....	0015

## 80067-12 Floral 12

1. Flowers.....	0520
2. Flower Outlines.....	4174
3. White Stamen Detail.....	0015
4. Black Stamen Detail.....	4174
5. Leaf.....	6141
6. Leaf Outlines & Branch.....	4174
7. Berries.....	4230
8. Berry Highlights.....	0015

## 80067-13 Bird 1

1. Body.....	4113
2. Wing.....	4230
3. White Head Feathers & Eye.....	0015
4. Aqua Head Feathers.....	5115
5. Yellow Head Feathers.....	0520
6. Light Green Tail Feathers.....	6141
7. Dark Aqua Tail Feathers.....	4410
8. Medium Green Tail Feathers.....	6043
9. Design Outlines.....	4174
10. Feet.....	0108
11. White Wing Detail.....	0015
12. Aqua Wing Detail.....	5115
13. Dark Green Wing Detail.....	5933
14. Light Green Wing Detail.....	6141
15. Dark Aqua Wing Detail.....	4410
16. Beak.....	0800

## 80067-14 Bird 2

1. Wings & Head Feathers.....	6043
2. Body.....	6141
3. White Head Feathers & Chest Detail.....	0015
4. Yellow Chest Detail.....	0520
5. Dark Green Chest Detail.....	5933
6. Blue Chest Detail.....	4113
7. Aqua Head & Chest Detail.....	5115
8. Light Blue Chest Detail.....	4230
9. Bird Outlines.....	4174
10. Beak.....	0800
11. Feet.....	0108
12. Light Blue Tail Feathers.....	4230
13. Medium Green Tail Feathers.....	6043
14. Light Green Tail Feathers.....	6141
15. Dark Aqua Tail Feather.....	4410
16. Branch & Tail Feather Outlines.....	4174

## 80067-15 Butterfly

1. Match Fabric, Design Underlay.....	0015
2. Yellow Wing Spots.....	0520
3. White Spots.....	0015
4. Aqua Velve.....	4410
5. Aqua Wing Detail.....	5115
6. Dark Blue Spots & Wing.....	4113
7. Light Blue Wing Shading.....	4230
8. Light Green Wing & Detail.....	6141
9. White Wing Detail.....	0015
10. Outlines.....	4174
11. Yellow Body Detail.....	0520
12. Body & Wing Medium Green Detail.....	6043
13. Antenna.....	4174

## 80067-16 Jumbo Floral Medallion Applique

1. Outer Circle Placement Stitch.....	6141
2. Outer Circle Cut Line & Tackdown.....	6141
3. Outer Circle Cover Stitch.....	6141
4. Inner Circle Placement Stitch.....	5933
5. Inner Circle Cut Line & Tackdown.....	5933
6. Inner Circle Cover Stitch.....	5933
7. White Linework.....	0015
8. Black Linework.....	4174
9. Medium Green Detail.....	6043
10. Blue Detail.....	4230



# Soul Blossoms

by Cherry Guidry / #80067 / 30 Designs

Listings below indicate color sample, stitching order and suggested thread color number. Most numbers indicate Isacord thread. Colors beginning with 20501 refer to YLI Fine Metallics, 7 refer to Yenmet Metallic, 8 refer to YLI Variations Variegated Thread and 9 refer to Isacord Multicolor Variegated.

### 80067-17 Floral Medallion Appliqué

■ 1. Outer Circle Placement Stitch.....	6141
■ 2. Outer Circle Cut Line & Tackdown .....	6141
■ 3. Outer Circle Cover Stitch .....	6141
■ 4. Inner Circle Placement Stitch.....	5933
■ 5. Inner Circle Cut Line & Tackdown .....	5933
■ 6. Inner Circle Cover Stitch .....	5933
□ 7. White Linework.....	0015
■ 8. Medium Green Detail.....	6043

### 80067-18 Quilt Feathers 1

□ 1. Match Fabric, Design Underlay.....	0015
■ 2. Yellow Detail.....	0520
■ 3. Grey Detail .....	0150
□ 4. White Detail.....	0015
■ 5. Design Outlines.....	4174

### 80067-19 Quilt Feathers 2

■ 1. Yellow Detail.....	0520
■ 2. Grey Detail .....	0150
□ 3. White Detail.....	0015
■ 4. Design Outlines.....	4174

### 80067-20 Floral Border

■ 1. Green Detail.....	6043
■ 2. Blue Detail.....	4230

### 80067-21 Floral Corner

■ 1. Green Detail.....	6043
■ 2. Blue Detail.....	4230

### 80067-22 Blue Flowers Accent

■ 1. Petals.....	4230
■ 2. Stamens.....	0520

### 80067-23 Bird Linework 1

■ 1. Single Color Design .....	4174
--------------------------------	------

### 80067-24 Bird Linework 2

■ 1. Single Color Design .....	4174
--------------------------------	------

### 80067-25 Floral Linework 1

■ 1. Single Color Design .....	4174
--------------------------------	------

### 80067-26 Floral Linework 2

■ 1. Single Color Design .....	4174
--------------------------------	------

### 80067-27 Floral Linework 3

■ 1. Single Color Design .....	4174
--------------------------------	------

### 80067-28 Floral Linework 4

■ 1. Single Color Design .....	4174
--------------------------------	------

### 80067-29 Floral Linework 5

■ 1. Single Color Design .....	4174
--------------------------------	------

### 80067-30 Floral Linework 6

■ 1. Flower Linework.....	4174
■ 2. Stamen.....	4174
■ 3. Leaves.....	4174



## Isacord Thread Colors Used in "Soul Blossoms"

By Cherry Guidry  
Collection #80067

0015 White	4113 Alexis Blue	5115 Baccarat Green
0108 Cobblestone	4174 Charcoal	5933 Grasshopper
0150 Mystik Grey	4230 Aqua	6043 Yellowgreen
0520 Daffodil	4410 Aqua Velva	6141 Spring Green
0800 Goldenrod		

## Cut-In-Place Appliqué Instructions

1. Hoop your fabric and backing.
2. Sew the pattern/placement. **PHOTO 1**
3. Place a piece of appliqué fabric over the pattern/placement so that it is completely covered.
4. Sew the trim stitch/tackdown.
5. Carefully cut away the excess appliqué fabric. **PHOTO 2**
6. Sew the remainder of the design and repeat for any remaining pieces. **PHOTO 3**



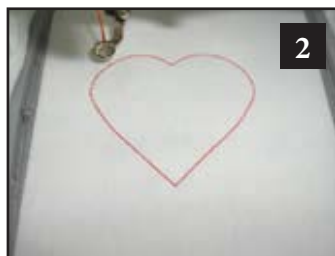



## Pre-Cut Appliqué Instructions

1. Print out the necessary pages from the PDF of the appliqué pattern(s).
2. Mark the right side of the pattern pieces so you'll know which direction to lay the pattern on the fabric.
3. Lightly spray the wrong side of the pattern pieces with temporary adhesive spray and allow it to set for a few minutes.
4. Place the pattern pieces on the right side of the fabric and carefully cut them out. **PHOTO 1**
5. Sew the placement stitch on your hooped fabric. **PHOTO 2**
6. With the paper still stuck to the right side of the appliqué fabric, spray the wrong side of the fabric with temporary spray adhesive.
7. Place the fabric inside the sewing placement stitch so that it matches the stitching line, and then remove the paper pattern. **PHOTO 3**
8. Sew the tackdown. **PHOTO 4**
9. Sew the remainder of the design and repeat for any remaining pieces. **PHOTO 5**

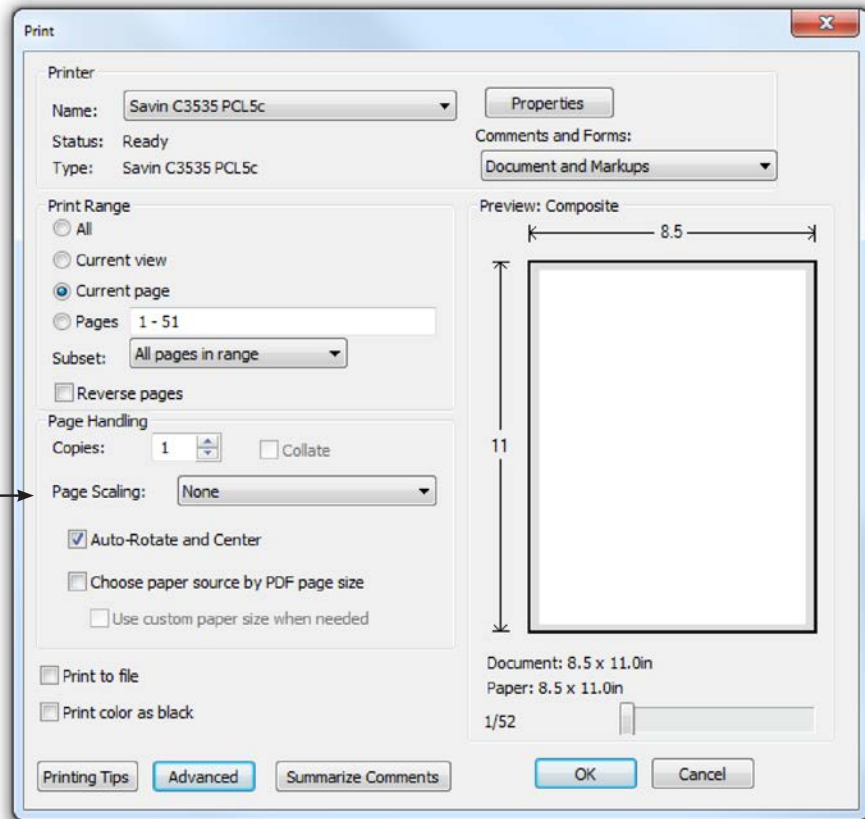
**NOTE:** The patterns are sized for the designs as they were made. If you resize the design, you will need to resize the pattern the same amount. You can print out the pattern at the normal size then copy it on a copy machine at the changed size. For example, resize the designs to 80%, resize the printed pattern to 80%.

**TIP:** When Printing the patterns, make sure that the “Fit to page” option is **UNCHECKED** in the Print Dialog Box. If this option is checked the printed patterns will not be actual size.



## ATTENTION

When printing this document, any page scaling or page fitting options in your print dialog box must be turned OFF or set to NONE so that your files will print out at their actual size. Images not printed at actual size will not function as intended.



## TO SAVE PAPER

Only print the desired image by navigating to the image's page, go to File > Print and select "Current page" in the print dialog box. Repeat for each desired image.

