

Note: Some designs in this collection may have been created using unique special stitches and/or techniques. To preserve design integrity when rescaling or rotating designs in your software, always rescale or rotate designs using the handles directly on-screen.



**80094-01 Flourish 1**  
5.46 X 4.94 in.  
138.68 X 125.48 mm  
48,239 St.




**80094-02 Flourish Accent 1**  
2.76 X 2.09 in.  
70.10 X 53.09 mm  
8,166 St.



**80094-03 Floral Medallion Appliqué 1**  
5.03 X 4.93 in.  
127.76 X 125.22 mm  
21,258 St.



**80094-04 Floral Medallion Appliqué 2**  
3.03 X 3.01 in.  
76.96 X 76.45 mm  
7,692 St.



**80094-05 Medallion 1**  
5.01 X 5.00 in.  
127.25 X 127.00 mm  
22,440 St.



**80094-06 Medallion 2**  
2.45 X 2.44 in.  
62.23 X 61.98 mm  
10,931 St.



**80094-07 Flourish Accent 2**  
2.65 X 2.37 in.  
67.31 X 60.20 mm  
7,551 St.



**80094-08 Flourish 2**  
1.90 X 4.26 in.  
48.26 X 108.20 mm  
6,876 St.



**80094-09 Flourish 3**  
3.39 X 4.99 in.  
86.11 X 126.75 mm  
9,846 St.



**80094-10 Flourish 4**  
3.22 X 3.43 in.  
81.79 X 87.12 mm  
9,405 St.



**80094-11 Flourish 5**  
4.51 X 3.80 in.  
114.55 X 96.52 mm  
11,649 St.



**80094-12 Flourish 6**  
2.62 X 3.26 in.  
66.55 X 82.80 mm  
3,119 St.

Note: Some designs in this collection may have been created using unique special stitches and/or techniques. To preserve design integrity when rescaling or rotating designs in your software, always rescale or rotate designs using the handles directly on-screen.



**80094-13 Flourish 7**  
3.09 X 3.13 in.  
78.49 X 79.50 mm  
8,071 St.



**80094-14 Flourish Accent 3**  
3.55 X 3.40 in.  
90.17 X 86.36 mm  
6,594 St.



**80094-15 Flourish Accent 4**  
3.50 X 3.35 in.  
88.9 X 85.09 mm  
6,260 St.



**80094-16 Flourish Accent 5**  
2.20 X 2.76 in.  
55.88 X 70.10 mm  
4,958 St.



**80094-17 Flourish Accent 6**  
1.90 X 2.37 in.  
48.26 X 60.20 mm  
3,472 St.




**80094-18 Flourish Accent 7**  
1.18 X 1.37 in.  
29.97 X 34.80 mm  
2,033 St.




**80094-19 Feather Appliqué 1**  
3.53 X 4.75 in.  
89.66 X 120.65 mm  
11,011 St.




**80094-20 Feather Appliqué 2**  
4.15 X 6.97 in.  
105.41 X 177.04 mm  
18,563 St.



**80094-21 Feather Block**  
5.25 X 5.22 in.  
133.35 X 132.59 mm  
31,240 St.



**80094-22 Floral Diamond**  
5.02 X 4.71 in.  
127.51 X 119.63 mm  
19,228 St.



**80094-23 Feather Medallion**  
**Linework**  
2.99 X 3.01 in.  
75.95 X 76.45 mm  
1,642 St.



**80094-24 Swirl Accent**  
1.00 X .82 in.  
25.40 X 20.83 mm  
895 St.



# Feathers and Flourishes

by Amanda Murphy / #80094 / 24 Designs

Listings below indicate color sample, stitching order and suggested thread color number. Most numbers indicate Isacord thread. Colors beginning with 20501 refer to YLI Fine Metallics, 7 refer to Yenmet Metallic, 8 refer to YLI Variations Variegated Thread and 9 refer to Isacord Multicolor Variegated.

## 80094-01 Flourish 1

1. Dark Green Leaves.....	5610
2. Green Leaves.....	6011
3. Light Blue Leaves.....	4230
4. Blue Outlines.....	4010
5. Dark Indigo Outlines.....	3355
6. Grey Detail.....	0142
7. White Detail.....	0015
8. Black Stamen.....	0020
9. Dark Green Middle Leaves.....	5610
10. Light Blue Middle Leaf Detail.....	4230
11. White Stamen Detail.....	0015

## 80094-02 Flourish Accent 1

1. Dark Green Leaves.....	5610
2. Green Leaves.....	6011
3. Light Blue Leaves.....	4230
4. Blue Outlines.....	4010
5. Dark Indigo Outlines.....	3355
6. Grey Detail.....	0142
7. White Detail.....	0015

## 80094-03 Floral Medallion Appliqué 1

1. Outer Fabric Placement Stitch.....	0142
2. Cut Line & Tackdown.....	0142
3. Inner Fabric Placement Stitch.....	0142
4. Cut Line & Tackdown.....	0142
5. Grey Cover Stitch & Detail.....	0142
6. Red Cover Stitch & Detail.....	1805
7. Light Blue Detail.....	4230
8. Light Green Detail.....	6151

## 80094-04 Floral Medallion Appliqué 2

1. Flower Placement Stitch.....	0142
2. Cut Line & Tackdown.....	0142
3. Grey Cover Stitch & Detail.....	0142
4. Light Blue Detail.....	4230
5. Light Green Detail.....	6151

## 80094-05 Medallion 1

1. Grey Leaves.....	0142
2. Blue Leaves.....	4010
3. Light Blue Leaves.....	4230
4. Red Leaves.....	1805
5. White Outlines.....	0015

## 80094-06 Medallion 2

1. Grey Leaves.....	0142
2. Blue Leaves.....	4010
3. Light Blue Leaves.....	4230
4. Red Leaves.....	1805
5. White Outlines.....	0015

## 80094-07 Flourish Accent 2

1. Blue Leaves.....	4010
2. Light Blue Leaves.....	4230

## 80094-08 Flourish 2

1. Green Stems.....	6011
2. Red Petals.....	1805
3. Blue Stamen.....	4010
4. Yellow Petals & Stamen.....	6151
5. Light Blue Dots.....	4230
6. Dark Green Leaves & Stem.....	5610

## 80094-09 Flourish 3

1. Light Green Detail.....	6151
2. Dark Green Leaves.....	5610
3. Green Stems & Detail.....	6011
4. Red Petals.....	1805
5. Pink Petals.....	1840
6. Grey Detail.....	0142

## 80094-10 Flourish 4

1. Dark Green Leaves.....	5610
2. Green Leaves.....	6011
3. Blue Center Detail.....	4010
4. Pink Detail.....	1840
5. Grey Detail.....	0142
6. Red Detail.....	1805
7. Light Blue Stamen.....	4230
8. White Detail.....	0015

## 80094-11 Flourish 5

1. Green Leaf Detail.....	6011
2. Pink Petals.....	1840
3. Dark Green Stem & Leaves.....	5610
4. Light Blue Flower.....	4230
5. Blue Petals Details.....	4410
6. Dark Indigo Detail & Petals.....	3355
7. Light Green Leaf Detail.....	6151
8. Green Petals.....	6011

## 80094-12 Flourish 6

1. Green Stem.....	6011
2. Dark Green Leaves.....	5610
3. Petals.....	1805
4. Blue Stamen.....	4010
5. Yellow Stamen.....	6151
6. Pink Petals.....	1840
7. Light Blue Dots.....	4230

## 80094-13 Flourish 7

1. Pink Flower.....	1840
2. Red Highlights.....	1805
3. Grey Detail.....	0142
4. Dark Green Petals & Stem.....	5610
5. Green Leaves.....	6011
6. Light Green Outlines & Detail.....	6151

## 80094-14 Flourish Accent 3

1. Dark Green Leaves & Stems.....	5610
2. Green Leaf Detail.....	6011

## 80094-15 Flourish Accent 4

1. Red Leaves.....	1805
2. Pink Leaves & Stems.....	1840
3. Dark Pink Leaves & Stems.....	2220

## 80094-16 Flourish Accent 5

1. Dark Pink Stem & Leaves.....	2220
2. Pink Leaves.....	1840
3. Red Leaf.....	1805

## 80094-17 Flourish Accent 6

1. Single Color Design.....	2220
-----------------------------	------

## 80094-18 Flourish Accent 7

1. Single Color Design.....	1805
-----------------------------	------

## 80094-19 Feather Appliqué 1

1. Feather Placement Stitch.....	6011
2. Cut Line & Tackdown.....	6011
3. Green Cover Stitch.....	6011
4. Dark Green Swirl.....	5610
5. White Swirl.....	0015

## 80094-20 Feather Appliqué 2

1. Green Leaf.....	6011
2. Dark Green Leaf Outlines.....	5610
3. Feather Placement Stitch.....	4010
4. Cut Line & Tackdown.....	4010
5. White Lines.....	0015
6. Blue Cover Stitch.....	4010
7. Black Berries.....	0020
8. Light Blue Berry Highlights.....	4230
9. Grey Berry Highlights.....	0142
10. Dark Indigo Berries.....	3355

## 80094-21 Feather Block

1. Green Detail.....	6011
2. Grey Detail.....	0142
3. Dark Indigo Outlines.....	3355

## 80094-22 Floral Diamond

1. Light Blue Detail.....	4230
2. White Detail.....	0015
3. Dark Indigo Outlines.....	3355

## 80094-23 Feather Medallion Linework

1. Single Color Design.....	3355
-----------------------------	------

## 80094-24 Swirl Accent

1. Single Color Design.....	3355
-----------------------------	------

### Isacord Thread Colors Used in "Feathers and Flourishes"

By Amanda Murphy  
Collection #80094

0020 Black	2220 Rio Red	4410 Aqua Vela
0142 Sterling	3355 Dark Indigo	5610 Bright Mint
0150 Mystik Grey	4010 Caribbean Blue	6011 Tamarack
1805 Strawberry	4230 Aqua	6151 Lemongrass
1840 Corsage		



It is a violation of Copyright law to make and distribute copies of electronic designs or artwork. Electronic designs are licensed to the original purchaser for use at one location. ©2016 Amanda Murphy Design, LLC for use in home embroidery. All rights reserved.



1. Print out the necessary pages from the PDF of the appliqué pattern(s).
2. Mark the right side of the pattern pieces so you'll know which direction to lay the pattern on the fabric.
3. Lightly spray the wrong side of the pattern pieces with temporary adhesive spray and allow it to set for a few minutes.
4. Place the pattern pieces on the right side of the fabric and carefully cut them out. **PHOTO 1**
5. Sew the placement stitch on your hooped fabric. **PHOTO 2**
6. With the paper still stuck to the right side of the appliqué fabric, spray the wrong side of the fabric with temporary spray adhesive.
7. Place the fabric inside the sewing placement stitch so that it matches the stitching line, and then remove the paper pattern. **PHOTO 3**
8. Sew the tackdown. **PHOTO 4**
9. Sew the remainder of the design and repeat for any remaining pieces. **PHOTO 5**

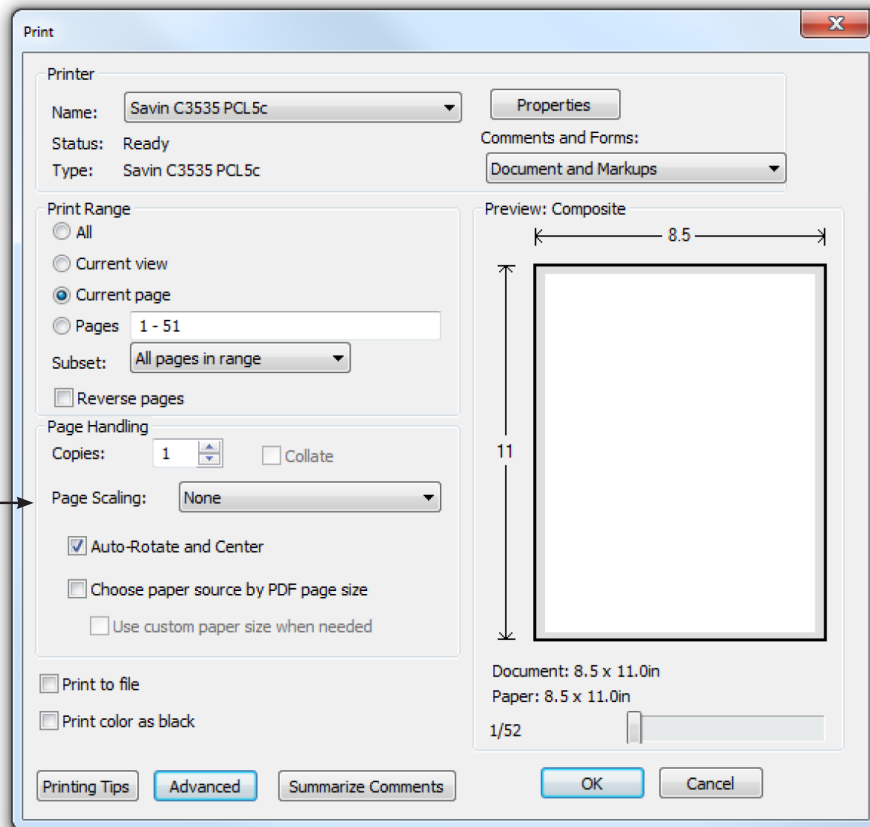
**NOTE:** The patterns are sized for the designs as they were made. If you resize the design, you will need to resize the pattern the same amount. You can print out the pattern at the normal size then copy it on a copy machine at the changed size. For example, resize the designs to 80%, resize the printed pattern to 80%.

**TIP:** When Printing the patterns, make sure that the “Fit to page” option is **UNCHECKED** in the Print Dialog Box. If this option is checked the printed patterns will not be actual size.



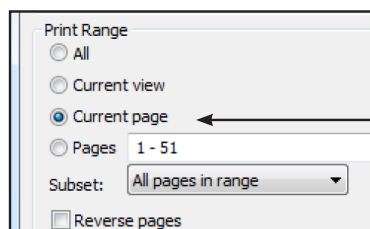
## ATTENTION


When printing this document, any page scaling or page fitting options in your print dialog box must be turned OFF or set to NONE so that your files will print out at their actual size. Images not printed at actual size will not function as intended.



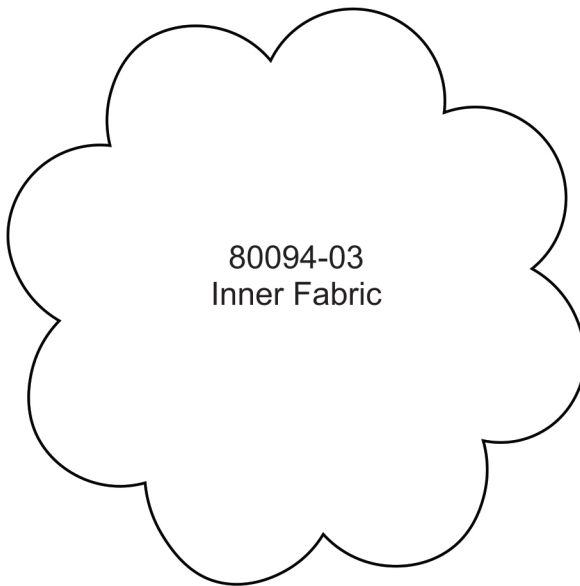
## TO SAVE PAPER

Only print the desired image by navigating to the image's page, go to File > Print and select "Current page" in the print dialog box. Repeat for each desired image.





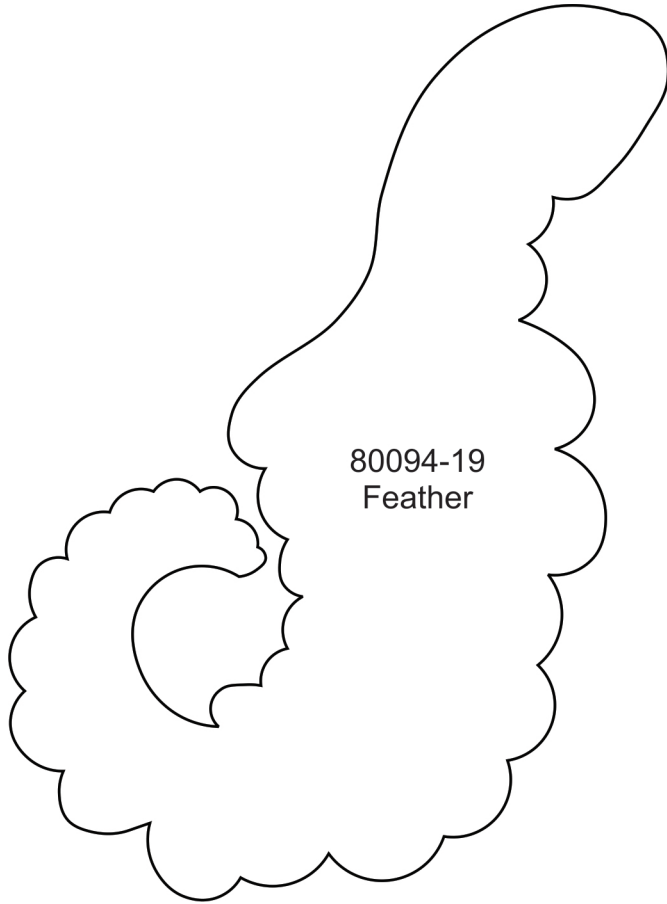
80094-03  
Outer Fabric



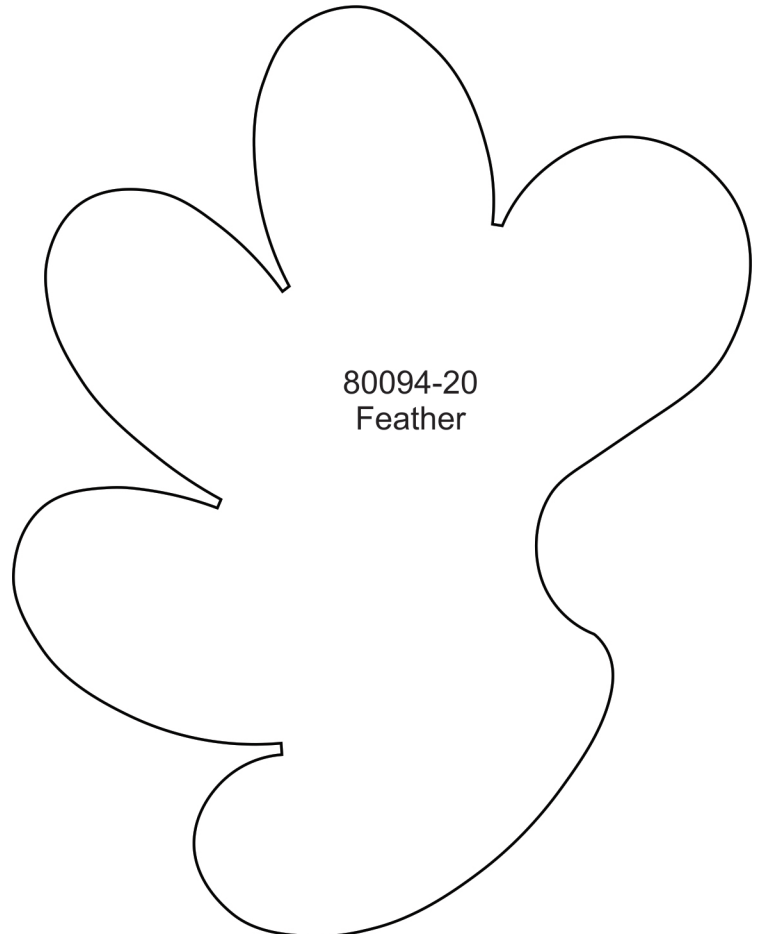
80094-03  
Inner Fabric



80094-04  
Flower



80094-19  
Feather



80094-20  
Feather