
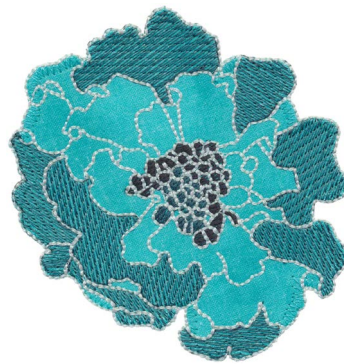


Note: Some designs in this collection may have been created using unique special stitches and/or techniques. To preserve design integrity when rescaling or rotating designs in your software, always rescale or rotate designs using the handles directly on-screen.




**80095-01 Flower 1 Appliqué**  
3.87 X 4.48 in.  
9.83 X 11.38 mm  
6,444 St.




**80095-02 Flower 2 Appliqué**  
3.81 X 3.97 in.  
9.68 X 10.08 mm  
10,239 St.



**80095-03 Flower 3 Appliqué**  
3.92 X 4.71 in.  
9.96 X 11.96 mm  
6,072 St.



**80095-04 Flower 4 Appliqué**  
4.23 X 4.47 in.  
10.74 X 11.35 mm  
8,056 St.



**80095-05 Flower 5 Appliqué**  
3.51 X 6.03 in.  
8.92 X 15.32 mm  
14,311 St.



**80095-06 Flower 6 Appliqué**  
2.17 X 2.51 in.  
5.51 X 6.38 mm  
7,678 St.



**80095-07 Flower 7**  
2.39 X 2.50 in.  
6.07 X 6.35 mm  
11,058 St.



**80095-08 Flower 8**  
2.75 X 2.63 in.  
6.98 X 6.68 mm  
7,545 St.



**80095-09 Flower 9**  
1.59 X 1.56 in.  
4.04 X 3.96 mm  
3,300 St.



**80095-10 Flower 10 Appliqué**  
2.30 X 4.25 in.  
5.84 X 10.80 mm  
4,508 St.




**80095-11 Flower Linework**  
2.28 X 4.25 in.  
5.79 X 10.80 mm  
2,758 St.




**80095-12 Leaf Linework**  
1.61 X 1.59 in.  
4.09 X 4.04 mm  
1,296 St.

Note: Some designs in this collection may have been created using unique special stitches and/or techniques. To preserve design integrity when rescaling or rotating designs in your software, always rescale or rotate designs using the handles directly on-screen.



**80095-13 Flower 11 Appliqué**  
1.96 X 3.14 in.  
4.98 X 7.98 mm  
3,171 St.



**80095-14 Leaves**  
2.42 X 3.94 in.  
6.15 X 10.01 mm  
4,360 St.



**80095-15 Floral Vines Appliqué**  
4.56 X 5.99 in.  
11.58 X 15.21 mm  
26,299 St.



**80095-16 Vine Flower Appliqué**  
2.39 X 2.38 in.  
6.07 X 6.05 mm  
6,494 St.



**80095-17 Vine Flowers Appliqué**  
2.46 X 3.71 in.  
6.25 X 9.42 mm  
11,427 St.



**80095-18 Vines 1**  
1.35 X 2.41 in.  
3.43 X 6.12 mm  
3,986 St.



**80095-19 Vines 2**  
1.91 X 1.18 in.  
4.85 X 3.00 mm  
3,161 St.




**80095-20 Medallion Appliqué**  
3.06 X 3.06 in.  
7.77 X 7.77 mm  
10,115 St.




**80095-21 Medallion Linework**  
4.50 X 4.51 in.  
11.43 X 11.46 mm  
7,024 St.



**80095-22 Floral Linework 1**  
4.06 X 6.41 in.  
10.31 X 16.28 mm  
12,270 St.




**80095-23 Floral Linework 2**  
2.94 X 6.50 in.  
7.47 X 16.51 mm  
6,396 St.




**80095-24 Floral Linework 3**  
2.42 X 7.29 in.  
6.15 X 18.52 mm  
3,997 St.


Note: Some designs in this collection may have been created using unique special stitches and/or techniques. To preserve design integrity when rescaling or rotating designs in your software, always rescale or rotate designs using the handles directly on-screen.



**80095-25 Floral Linework 4**  
2.67 X 3.02 in.  
6.78 X 7.67 mm  
1,550 St.



**80095-26 Floral Linework 5**  
2.38 X 2.38 in.  
6.05 X 6.05 mm  
1,975 St.



**80095-27 Floral Linework 6**  
2.46 X 3.73 in.  
6.25 X 9.47 mm  
3,705 St.



**80095-28 Floral Border**  
6.50 X .99 in.  
16.51 X 2.51 mm  
6,444 St.




**80095-29 Floral Corner**  
3.70 X 3.68 in.  
9.40 X 9.35 mm  
5,548 St.



**80095-30 Diamond Vine**  
2.91 X 2.91 in.  
7.39 X 7.39 mm  
5,021 St.



**80095-31 Diamond Border**  
5.92 X 1.48 in.  
15.04 X 3.76 mm  
2,627 St.




**80095-32 Diamond Corner**  
4.21 X 4.19 in.  
10.69 X 10.64 mm  
3,201 St.




**80095-33 Star Border**  
4.49 X 1.24 in.  
11.40 X 3.15 mm  
1,418 St.



**80095-34 Star Corner**  
3.19 X 3.20 in.  
8.10 X 8.13 mm  
1,751 St.



**80095-35 Motif Letter A**  
1.35 X 3.00 in.  
3.43 X 7.62 mm  
4,625 St.




**80095-36 Motif Letter B**  
1.22 X 3.00 in.  
3.10 X 7.62 mm  
4,606 St.

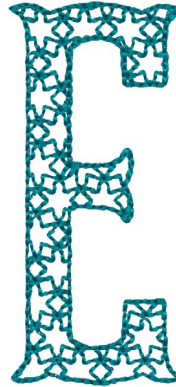
Note: Some designs in this collection may have been created using unique special stitches and/or techniques. To preserve design integrity when rescaling or rotating designs in your software, always rescale or rotate designs using the handles directly on-screen.




**80095-37 Motif Letter C**  
1.34 X 3.00 in.  
3.40 X 7.62 mm  
3,541 St.




**80095-38 Motif Letter D**  
1.22 X 3.00 in.  
3.10 X 7.62 mm  
4,286 St.




**80095-39 Motif Letter E**  
1.34 X 3.00 in.  
3.40 X 7.62 mm  
3,926 St.



**80095-40 Motif Letter F**  
1.35 X 3.00 in.  
3.43 X 7.62 mm  
3,251 St.




**80095-41 Motif Letter G**  
1.34 X 3.00 in.  
3.40 X 7.62 mm  
3,962 St.



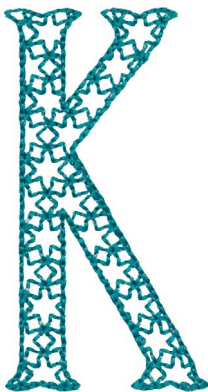
**80095-42 Motif Letter H**  
1.34 X 3.00 in.  
3.40 X 7.62 mm  
4,528 St.




**80095-43 Motif Letter I**  
.60 X 3.00 in.  
1.52 X 7.62 mm  
2,188 St.




**80095-44 Motif Letter J**  
1.34 X 3.00 in.  
3.40 X 7.62 mm  
2,881 St.



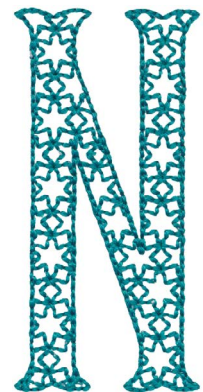
**80095-45 Motif Letter K**  
1.59 X 3.00 in.  
4.04 X 7.62 mm  
4,260 St.



**80095-46 Motif Letter L**  
1.15 X 3.00 in.  
2.92 X 7.62 mm  
2,652 St.




**80095-47 Motif Letter M**  
2.03 X 3.00 in.  
5.16 X 7.62 mm  
5,846 St.




**80095-48 Motif Letter N**  
1.46 X 3.00 in.  
3.71 X 7.62 mm  
5,000 St.


Note: Some designs in this collection may have been created using unique special stitches and/or techniques. To preserve design integrity when rescaling or rotating designs in your software, always rescale or rotate designs using the handles directly on-screen.



**80095-49 Motif Letter O**  
1.35 X 3.00 in.  
3.43 X 7.62 mm  
4,504 St.



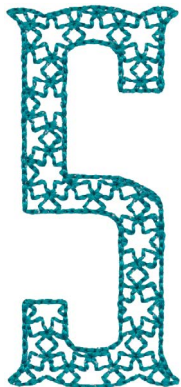
**80095-50 Motif Letter P**  
1.35 X 3.00 in.  
3.43 X 7.62 mm  
3,589 St.



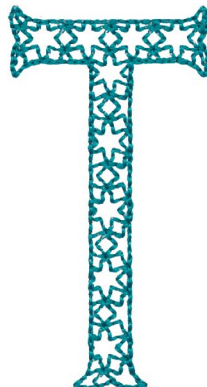
**80095-51 Motif Letter Q**  
1.35 X 3.00 in.  
3.43 X 7.62 mm  
4,509 St.




**80095-52 Motif Letter R**  
1.34 X 3.00 in.  
3.40 X 7.62 mm  
4,663 St.




**80095-53 Motif Letter S**  
1.34 X 3.00 in.  
3.40 X 7.62 mm  
3,900 St.




**80095-54 Motif Letter T**  
1.53 X 3.00 in.  
3.89 X 7.62 mm  
2,817 St.




**80095-55 Motif Letter U**  
1.35 X 3.00 in.  
3.43 X 7.62 mm  
4,462 St.




**80095-56 Motif Letter V**  
1.35 X 3.00 in.  
3.43 X 7.62 mm  
3,636 St.




**80095-57 Motif Letter W**  
2.03 X 3.00 in.  
5.16 X 7.62 mm  
5,786 St.



**80095-58 Motif Letter X**  
1.85 X 3.00 in.  
4.70 X 7.62 mm  
4,162 St.



**80095-59 Motif Letter Y**  
1.79 X 3.00 in.  
4.55 X 7.62 mm  
3,137 St.



**80095-60 Motif Letter Z**  
1.49 X 3.00 in.  
3.78 X 7.62 mm  
3,902 St.

Listings below indicate color sample, stitching order and suggested thread color number. Most numbers indicate Isacord thread. However, colors beginning with 20501 refer to YLI Fine Metallics, 7 refer to Yenmet Metallic, 8 refer to YLI Variations Variegated Thread and 9 refer to Isacord Multicolor Variegated.

### 80095-01 Flower 1 Appliqué

□	1. Flower Placement Stitch	0015
■	2. Flower Tackdown	4620
■	3. Pearl Petal Detail	7029 (AN-3)
■	4. Blue Green Stamen & Petal Detail	4644

### 80095-02 Flower 2 Appliqué

□	1. Flower Placement Stitch	0015
■	2. Flower Tackdown	4620
■	3. Dark Blue Petals & Stamen	4644
■	4. Stamen	4714
■	5. Pearl Flower Details	7029 (AN-3)

### 80095-03 Flower 3 Appliqué

■	1. Leaves	4644
■	2. Leaf Outlines	4952
□	3. Flower Placement Stitch	0015
■	4. Flower Tackdown	4620
■	5. Pearl Details	7029 (AN-3)
■	6. Stamen	4174

### 80095-04 Flower 4 Appliqué

■	1. Dark Green Leaf Shading	6043
■	2. Medium Green Leaf Shading	5832
■	3. Leaf Outlines	6156
□	4. Flower Placement Stitch	0015
■	5. Flower Tackdown	4620
■	6. Light Blue Petals	4952
■	7. Dark Blue Petals & Outlines	4644

### 80095-05 Flower 5 Appliqué

■	1. Light Green Leaf	6151
■	2. Dark Green Leaf Shading	6043
■	3. Medium Green Leaves	5832
■	4. Leaf Outlines	6156
□	5. Flower Placement Stitch	0015
■	6. Flower Tackdown	4620
■	7. Medium Blue Petals	4952
■	8. Light Petals	0101
■	9. Dark Blue Petals & Outlines	4644
■	10. Stamen	4174

### 80095-06 Flower 6 Appliqué

■	1. Flower	4620
■	2. Pearl Detail	7029 (AN-3)
■	3. Stamen & Outlines	4644

### 80095-07 Flower 7

■	1. Aqua Petals	4620
■	2. Dark Petals & Stamen	4644
■	3. Stamen	4174
■	4. Pearl Details	7029 (AN-3)

### 80095-08 Flower 8

■	1. Flower	4620
■	2. Pearl Details	7029 (AN-3)
■	3. Stamen	4174

### 80095-09 Flower 9

■	1. Flower	4620
■	2. Flower Outlines	4644
■	3. Stamen	4174
■	4. Pearl Detail	7029 (AN-3)

### 80095-10 Flower 10 Appliqué

■	1. Dark Leaf Shading	4644
■	2. Light Leaf Shading	4620
■	3. Leaf Outlines	4952
□	4. Flower Placement Stitch	0015
■	5. Tackdown & Petal Detail	4620
■	6. Flower Outlines	4644
■	7. Stamen	4174
■	8. Pearl Detail	7029 (AN-3)

### 80095-11 Flower Linework

■	1. Flower	4644
■	2. Stamen	4174
■	3. Pearl Detail	7029 (AN-3)
■	4. Leaves	4952

### 80095-12 Leaf Linework

■	1. Dark Leaf Shading	4644
■	2. Light Leaf Shading	4620
■	3. Leaf Outlines	4952

### 80095-13 Flower 11 Appliqué

□	1. Flower Placement Stitch	0015
■	2. Flower Tackdown	4620
■	3. Dark Petal Shading	4644
■	4. Light Blue Petal Shading	4952
■	5. Dark Green Leaves & Stem	6043
■	6. Medium Green Leaves	5832
■	7. Flower Outlines	4644
■	8. Leaf & Stem Outlines	6156

### 80095-14 Leaves

■	1. Light Green Leaf	6151
■	2. Dark Green Leaf Shading & Stem	6043
■	3. Medium Green Leaf & Stem	5832
■	4. Leaf Outlines	6156

### 80095-15 Floral Vines Appliqué

■	1. Vine Leaf Centers	4952
■	2. Vines	4410
■	3. Vine Outlines	4644
□	4. Flowers Placement Stitch	0015
■	5. Cut Line & Tackdown	4952
■	6. Flowers Cover Stitches	4952
■	7. Pearl Stamens	7029 (AN-3)
■	8. Bottom Green Stamen Detail	6043
■	9. Stamens Dark Blue Outlines	4644

### 80095-16 Vine Flower Appliqué

□	1. Flower Placement Stitch	0015
■	2. Cut Line & Tackdown	4952
■	3. Flower Cover Stitch	4952
■	4. Pearl Stamen	7029 (AN-3)
■	5. Green Stamen Detail	6043
■	6. Dark Blue Stamen Outlines	4644

### 80095-17 Vine Flowers Appliqué

□	1. Flowers Placement Stitch	0015
■	2. Cut Line & Tackdown	4952
■	3. Flowers Cover Stitch	4952
■	4. Pearl Stamens	7029 (AN-3)
■	5. Green Stamen Detail	6043
■	6. Dark Blue Stamen Outlines	4644

### 80095-18 Vines 1

■	1. Vine Center	4952
■	2. Vine	4410
■	3. Vine Outlines	4644

### 80095-19 Vines 2

■	1. Vine Center	4952
■	2. Vine	4410
■	3. Vine Outlines	4644

### 80095-20 Medallion Appliqué

■	1. Medallion Placement Stitch	4644
■	2. Cut Line & Tackdown	4644
■	3. Cover Stitch	4644
■	4. Blue Detail	4620
■	5. Yellow Detail	6151

### 80095-21 Medallion Linework

■	1. Dark Blue Outline	4644
■	2. Medium Blue Linework	4620
■	3. Yellow Linework	6151

### 80095-22 Floral Linework 1

■	1. Single Color Design	4410
---	------------------------	------

### 80095-23 Floral Linework 2

■	1. Single Color Design	4410
---	------------------------	------

### 80095-24 Floral Linework 3

■	1. Single Color Design	4410
---	------------------------	------

### 80095-25 Floral Linework 4

■	1. Single Color Design	4410
---	------------------------	------

### 80095-26 Floral Linework 5

■	1. Pearl Stamen	7029 (AN-3)
■	2. Green Stamen Detail	6043
■	3. Dark Blue Flower Details	4644

### 80095-27 Floral Linework 6

■	1. Pearl Stamens	7029 (AN-3)
■	2. Green Stamen Detail	6043
■	3. Flowers Detail	4644

### 80095-28 Floral Border

■	1. Single Color Design	4644
---	------------------------	------

### 80095-29 Floral Corner

■	1. Single Color Design	4644
---	------------------------	------

### 80095-30 Diamond Vine

■	1. Single Color Design	6043
---	------------------------	------

### 80095-31 Diamond Border

■	1. Single Color Design	6043
---	------------------------	------

### 80095-32 Diamond Corner

■	1. Single Color Design	6043
---	------------------------	------

### 80095-33 Star Border

■	1. Single Color Design	6151
---	------------------------	------

### 80095-34 Star Corner

■	1. Single Color Design	6151
---	------------------------	------

### 80095-35 Motif Letter A

■	1. Single Color Design	4410
---	------------------------	------

### 80095-36 Motif Letter B

■	1. Single Color Design	4410
---	------------------------	------

### 80095-37 Motif Letter C

■	1. Single Color Design	4410
---	------------------------	------



# Chelsea

by Benartex Studios / #80095 / 60 Designs

Listings below indicate color sample, stitching order and suggested thread color number. Most numbers indicate Isacord thread. However, colors beginning with 20501 refer to YLI Fine Metallics, 7 refer to Yenmet Metallic, 8 refer to YLI Variations Variegated Thread and 9 refer to Isacord Multicolor Variegated.

<b>80095-38 Motif Letter D</b> ■ 1. Single Color Design ..... 4410	<b>80095-46 Motif Letter L</b> ■ 1. Single Color Design ..... 4410	<b>80095-54 Motif Letter T</b> ■ 1. Single Color Design ..... 4410
<b>80095-39 Motif Letter E</b> ■ 1. Single Color Design ..... 4410	<b>80095-47 Motif Letter M</b> ■ 1. Single Color Design ..... 4410	<b>80095-55 Motif Letter U</b> ■ 1. Single Color Design ..... 4410
<b>80095-40 Motif Letter F</b> ■ 1. Single Color Design ..... 4410	<b>80095-48 Motif Letter N</b> ■ 1. Single Color Design ..... 4410	<b>80095-56 Motif Letter V</b> ■ 1. Single Color Design ..... 4410
<b>80095-41 Motif Letter G</b> ■ 1. Single Color Design ..... 4410	<b>80095-49 Motif Letter O</b> ■ 1. Single Color Design ..... 4410	<b>80095-57 Motif Letter W</b> ■ 1. Single Color Design ..... 4410
<b>80095-42 Motif Letter H</b> ■ 1. Single Color Design ..... 4410	<b>80095-50 Motif Letter P</b> ■ 1. Single Color Design ..... 4410	<b>80095-58 Motif Letter X</b> ■ 1. Single Color Design ..... 4410
<b>80095-43 Motif Letter I</b> ■ 1. Single Color Design ..... 4410	<b>80095-51 Motif Letter Q</b> ■ 1. Single Color Design ..... 4410	<b>80095-59 Motif Letter Y</b> ■ 1. Single Color Design ..... 4410
<b>80095-44 Motif Letter J</b> ■ 1. Single Color Design ..... 4410	<b>80095-52 Motif Letter R</b> ■ 1. Single Color Design ..... 4410	<b>80095-60 Motif Letter Z</b> ■ 1. Single Color Design ..... 4410
<b>80095-45 Motif Letter K</b> ■ 1. Single Color Design ..... 4410	<b>80095-53 Motif Letter S</b> ■ 1. Single Color Design ..... 4410	

### Isacord Thread Colors Used in “Chelsea”


by Benartex Studios  
Collection #80095

0015 White	4644 Mallard	6151 Lemongrass
0101 Eggshell	4952 Mystic Blue	6156 Olive
4174 Charcoal	5832 Celery	7029 (AN-3) Pearlessence
4410 Aqua Velva	6043 Yellowgreen	Light Blue
4620 Jade		

1. Print out the necessary pages from the PDF of the appliqué pattern(s).
2. Mark the right side of the pattern pieces so you'll know which direction to lay the pattern on the fabric.
3. Lightly spray the wrong side of the pattern pieces with temporary adhesive spray and allow it to set for a few minutes.
4. Place the pattern pieces on the right side of the fabric and carefully cut them out. **PHOTO 1**
5. Sew the placement stitch on your hooped fabric. **PHOTO 2**
6. With the paper still stuck to the right side of the appliqué fabric, spray the wrong side of the fabric with temporary spray adhesive.
7. Place the fabric inside the sewing placement stitch so that it matches the stitching line, and then remove the paper pattern. **PHOTO 3**
8. Sew the tackdown. **PHOTO 4**
9. Sew the remainder of the design and repeat for any remaining pieces. **PHOTO 5**

**NOTE:** The patterns are sized for the designs as they were made. If you resize the design, you will need to resize the pattern the same amount. You can print out the pattern at the normal size then copy it on a copy machine at the changed size. For example, resize the designs to 80%, resize the printed pattern to 80%.

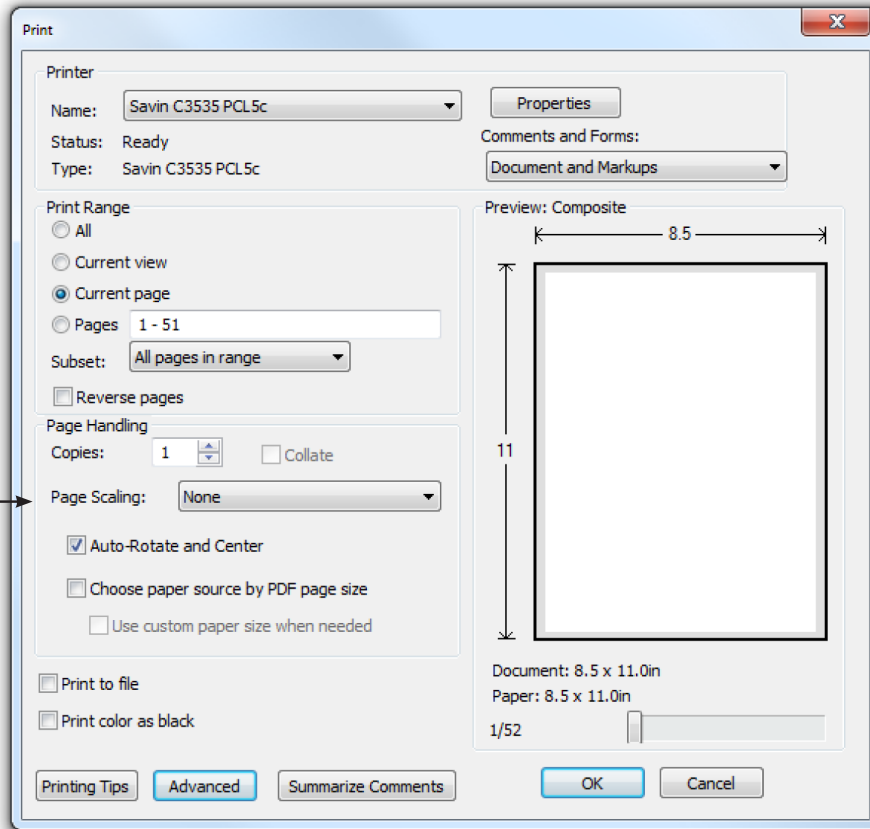
**TIP:** When Printing the patterns, make sure that the “Fit to page” option is **UNCHECKED** in the Print Dialog Box. If this option is checked the printed patterns will not be actual size.





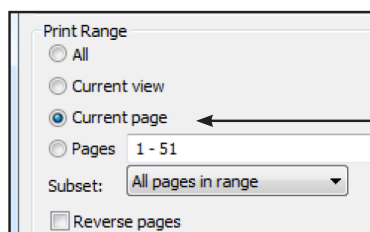
## ATTENTION

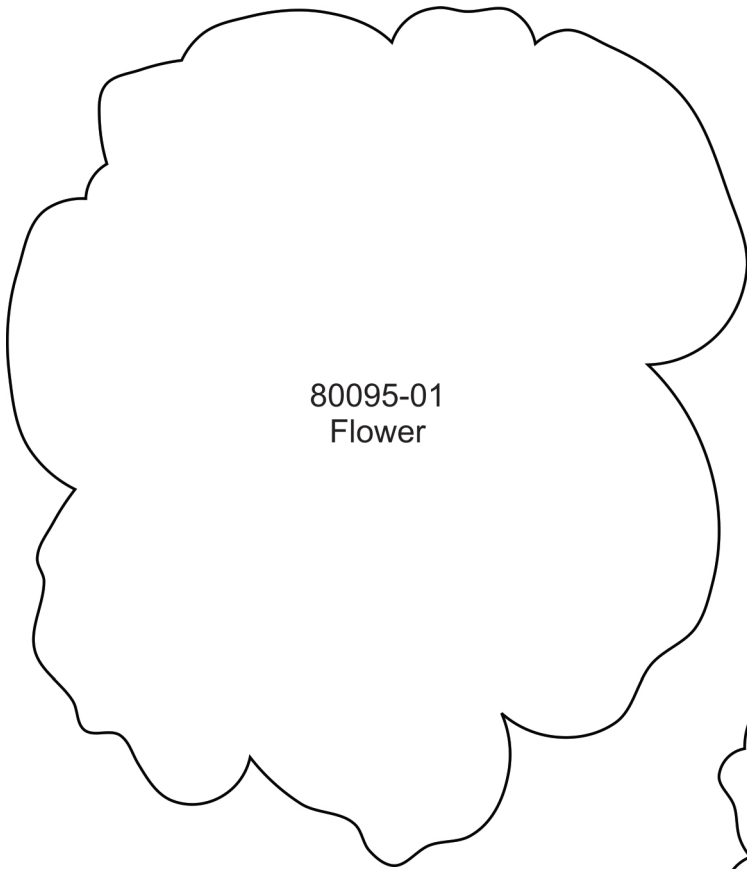
When printing this document, any page scaling or page fitting options in your print dialog box must be turned OFF or set to NONE so that your files will print out at their actual size. Images not printed at actual size will not function as intended.



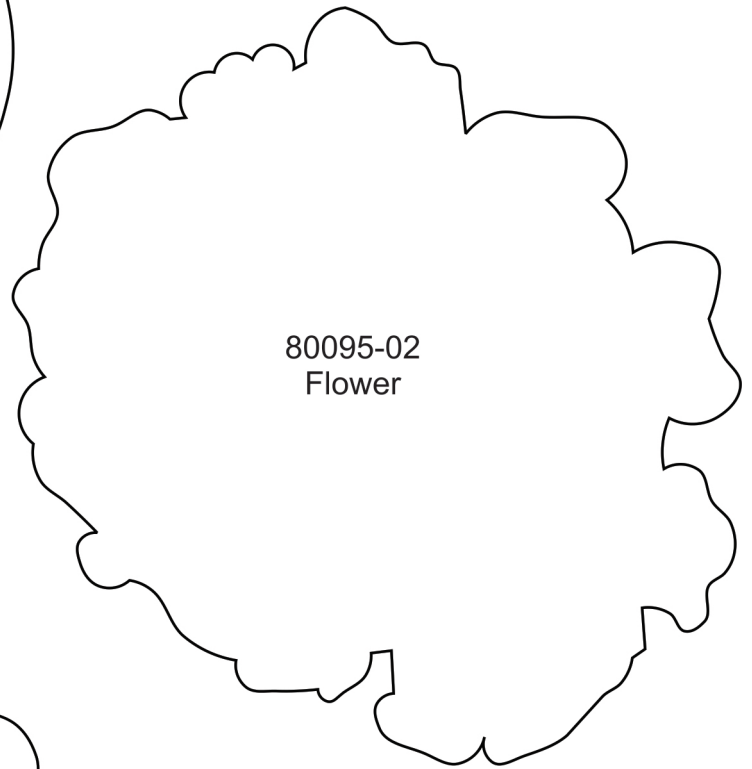
## TO SAVE PAPER

Only print the desired image by navigating to the image's page, go to File > Print and select "Current page" in the print dialog box. Repeat for each desired image.

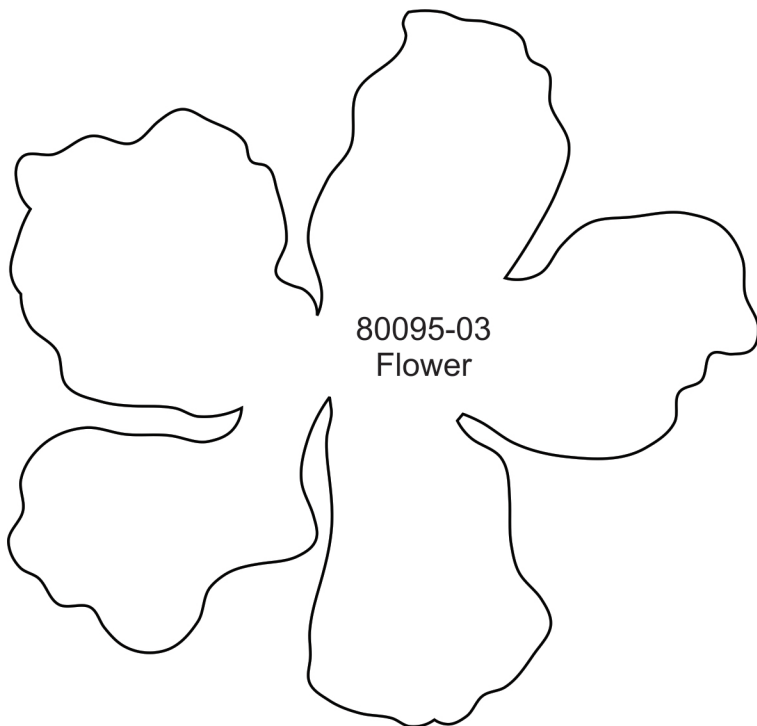




80095-01  
Flower



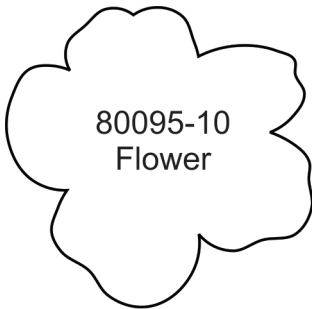
80095-02  
Flower



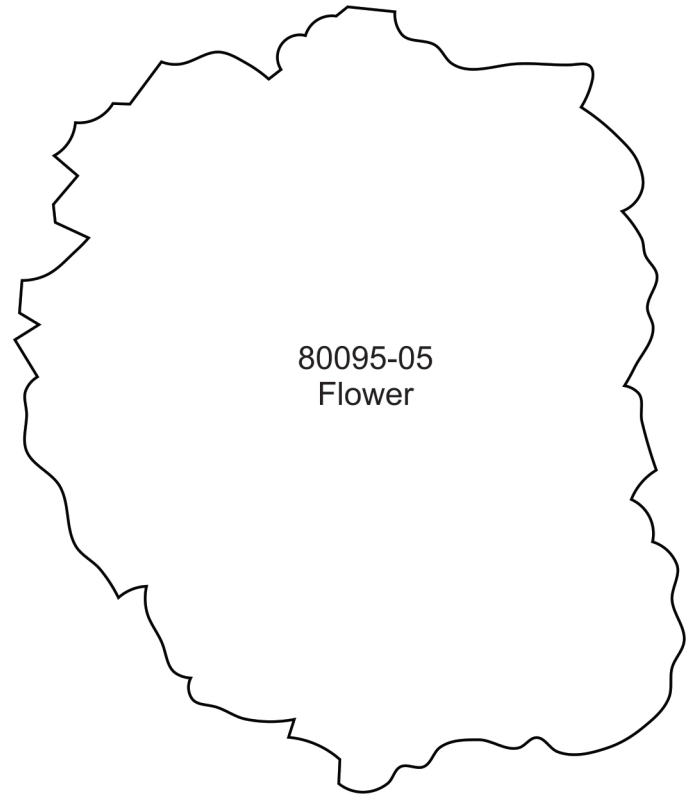
80095-03  
Flower



80095-04  
Flower



80095-10  
Flower



80095-05  
Flower



80095-13  
Flower

