


Note: Some designs in this collection may have been created using unique special stitches and/or techniques. To preserve design integrity when rescaling or rotating designs in your software, always rescale or rotate designs using the handles directly on-screen.



80141-01 Large Mustang
10.00 X 6.58 in.
254.00 X 167.13 mm
38,561 St.



80141-02 Medium Mustang
8.00 X 5.26 in.
203.20 X 133.60 mm
26,997 St.



80141-03 Large Lovebird
7.97 X 8.62 in.
202.44 X 218.95 mm
51,666 St.



80141-04 Medium Lovebird
5.48 X 5.93 in.
139.19 X 150.62 mm
29,301 St.



80141-05 Large Octopus
8.40 X 7.99 in.
213.36 X 202.95 mm
47,604 St.



80141-06 Medium Octopus
5.77 X 5.50 in.
146.56 X 139.70 mm
28,600 St.



80141-07 Clover The Lamb
1.99 X 1.94 in.
50.55 X 49.28 mm
3,244 St.



80141-08 Tiger
2.06 X 1.73 in.
52.32 X 43.94 mm
2,755 St.



80141-09 Cactus & Owl
1.34 X 2.27 in.
34.04 X 57.66 mm
5,583 St.



80141-10 Roller Skate
1.76 X 2.17 in.
44.70 X 55.12 mm
5,685 St.



80141-11 Happy Daisy
2.28 X 2.18 in.
57.91 X 55.37 mm
3,460 St.



80141-12 Corsage
1.84 X 2.09 in.
46.74 X 53.09 mm
3,513 St.



80141-13 Bananas
2.03 X 1.97 in.
51.56 X 50.04 mm
1,405 St.



80141-14 Bird
2.03 X 1.66 in.
51.56 X 42.16 mm
3,798 St.



80141-15 Owl
1.42 X 2.12 in.
36.07 X 53.85 mm
1,327 St.



80141-16 Octopus
2.38 X 2.28 in.
60.45 X 57.91 mm
6,224 St.

Note: Some designs in this collection may have been created using unique special stitches and/or techniques. To preserve design integrity when rescaling or rotating designs in your software, always rescale or rotate designs using the handles directly on-screen.



80141-17 Scissors
2.36 X 1.07 in.
59.94 X 27.18 mm
1,541 St.



80141-18 Sushi The Cat
2.16 X 1.91 in.
54.86 X 48.51 mm
7,956 St.



80141-19 Apple
0.68 X 0.90 in.
17.27 X 22.86 mm
850 St.



80141-20 Anchor
0.82 X 0.87 in.
20.83 X 22.10 mm
661 St.



80141-21 Cherries
0.78 X 0.74 in.
19.81 X 18.80 mm
449 St.



80141-22 Raccoon
0.80 X 0.72 in.
20.32 X 18.29 mm
933 St.



80141-23 Strawberry
0.78 X 0.93 in.
19.81 X 23.62 mm
1,042 St.



80141-24 Dala Fox
0.89 X 0.59 in.
22.61 X 14.99 mm
844 St.



80141-25 Tiles
0.88 X 0.92 in.
22.35 X 23.37 mm
965 St.



80141-26 Elephant
0.85 X 0.82 in.
21.59 X 20.83 mm
1,425 St.



80141-27 Bowling Pins
0.67 X 0.82 in.
17.02 X 20.83 mm
454 St.



80141-28 Large Circle Patch
FSA
3.01 X 3.01 in.
76.45 X 76.45 mm
2,299 St.



80141-29 Large Hexagon Patch
FSA
3.08 X 3.55 in.
78.23 X 90.17 mm
2,607 St.



80141-30 Small Circle Patch
FSA
1.51 X 1.51 in.
38.35 X 38.35 mm
1,166 St.



80141-31 Small Hexagon Patch
FSA
1.55 X 1.78 in.
39.37 X 45.21 mm
1,341 St.

Listings below indicate color sample, stitching order and suggested thread color number. Numbers indicate Cotton+Steel by Sulky 50 wt. thread.

80141-01 Large Mustang

- 1. Light Green Detail.....1046
- 2. Bright Green Detail.....1051
- 3. Dark Blue Detail.....0505

80141-02 Medium Mustang

- 1. Light Green Detail.....1046
- 2. Bright Green Detail.....1051
- 3. Dark Blue Detail.....0505

80141-03 Large Lovebird

- 1. Pink Detail.....1109
- 2. White Wings and Tail Detail1001
- 3. Purple Detail.....1812
- 4. Orange Flower.....0567
- 5. Pink Flower.....1109
- 6. Violet Flower.....1192
- 7. White Spots and Flower.....1001

80141-04 Medium Lovebird

- 1. Pink Detail.....1109
- 2. White Wings and Tail Detail1001
- 3. Purple Detail.....1812
- 4. Orange Flower.....0567
- 5. Pink Flower.....1109
- 6. Violet Flower.....1192
- 7. White Spots and Flower.....1001

80141-05 Large Octopus

- 1. Red Detail.....1081
- 2. Dark Blue Detail.....0505

80141-06 Medium Octopus

- 1. Red Detail.....1081
- 2. Dark Blue Detail.....0505

80141-07 Clover The Lamb

- 1. White Detail.....1082
- 2. Black Detail.....1005

80141-08 Tiger

- 1. Dark Pink Detail.....1109
- 2. Light Pink Detail.....1119
- 3. Black Detail.....1005

80141-09 Cactus & Owl

- 1. Cactus Dark Shading.....1156
- 2. Cactus Light Shading.....1815
- 3. Owl Body.....1019
- 4. White Detail.....1001
- 5. Owl Head.....1019

80141-10 Roller Skate

- 1. Boot and Frame.....1001
- 2. Wheels.....1295
- 3. Stop.....1109
- 4. Black Detail.....1005

80141-11 Happy Daisy

- 1. Petals.....1019
- 2. Petal Shading.....1303
- 3. Stamen.....1109
- 4. Face.....1812
- 5. Cheeks.....1037

80141-12 Corsage

- 1. Aqua Detail.....0640
- 2. Orange Detail.....1246
- 3. Light Aqua Detail.....1046
- 4. Light Blue Detail.....1077
- 5. Pale Green Detail.....1229
- 6. Purple Detail.....1192
- 7. Dark Blue Detail.....0505

80141-13 Bananas

- 1. Bananas.....0567
- 2. Brown Linework.....1826
- 3. Dark Brown Detail.....1131

80141-14 Bird

- 1. Bird.....1109
- 2. Eye.....1001

80141-15 Owl

- 1. Single Color Design.....1005

80141-16 Octopus

- 1. Red Detail.....1081
- 2. Dark Blue Detail.....0505
- 3. Eyes.....1081

80141-17 Scissors

- 1. Handles.....1046
- 2. Blades.....1229

80141-18 Sushi The Cat

- 1. Cat.....1082
- 2. Light Blue Detail.....1296
- 3. Dark Blue Detail.....0505

80141-19 Apple

- 1. Apple.....1037
- 2. Leaf.....1296
- 3. White Detail.....1001

80141-20 Anchor

- 1. Single Color Design.....0505

80141-21 Cherries

- 1. Cherries.....1037
- 2. White Highlights.....1001

80141-22 Raccoon

- 1. Off White Detail.....1082
- 2. Black Detail.....1005

80141-23 Strawberry

- 1. Strawberry.....1037
- 2. Seeds.....1001
- 3. Stem.....0505

80141-24 Dala Fox

- 1. White Fur.....1001
- 2. Pink Fur.....1019
- 3. Tan Detail.....1826
- 4. Face.....1005

80141-25 Tiles

- 1. White Squares.....1001
- 2. Pink Squares.....1019
- 3. Gold Squares.....1826
- 4. Blue Squares.....1046

80141-26 Elephant

- 1. Blue Detail.....0505
- 2. White Detail.....1001

80141-27 Bowling Pins

- 1. Gold Detail.....1826
- 2. Pins.....1019
- 3. Pin Stripes.....1037

80141-28 Large Circle Patch FSA

- 1. Fabric Placement Stitch.....1005
- 2. Fabric Cut Line and Tackdown.....1005
- 3. Cover Stitch.....1005

80141-29 Large Hexagon Patch FSA

- 1. Fabric Placement Stitch.....1005
- 2. Fabric Cut Line and Tackdown.....1005
- 3. Cover Stitch.....1005

80141-30 Small Circle Patch FSA

- 1. Fabric Placement Stitch.....1005
- 2. Fabric Cut Line and Tackdown.....1005
- 3. Cover Stitch.....1005

80141-31 Small Hexagon Patch FSA

- 1. Fabric Placement Stitch.....1005
- 2. Fabric Cut Line and Tackdown.....1005
- 3. Cover Stitch.....1005

FSA - Freestanding Appliqué
FSL - Freestanding Lace

Listings below indicate color sample, stitching order and suggested thread color number. Most numbers indicate Isacord thread. Colors beginning with 20501 refer to YLI Fine Metallics, 7 refer to Yenmet Metallic, 8 refer to YLI Variations Variegated Thread and 9 refer to Isacord Multicolor Variegated.

80141-01 Large Mustang <ul style="list-style-type: none"> ■ 1. Light Green Detail..... 5220 ■ 2. Bright Green Detail..... 5613 ■ 3. Dark Blue Detail..... 4133 	80141-11 Happy Daisy <ul style="list-style-type: none"> ■ 1. Petals1362 ■ 2. Petal Shading1430 ■ 3. Stamen.....2532 ■ 4. Face.....2715 ■ 5. Cheeks.....1335 	80141-21 Cherries <ul style="list-style-type: none"> ■ 1. Cherries.....1335 □ 2. White Highlights.....0015
80141-02 Medium Mustang <ul style="list-style-type: none"> ■ 1. Light Green Detail..... 5220 ■ 2. Bright Green Detail..... 5613 ■ 3. Dark Blue Detail..... 4133 	80141-12 Corsage <ul style="list-style-type: none"> ■ 1. Aqua Detail 5115 ■ 2. Orange Detail.....1301 ■ 3. Light Aqua Detail 5220 ■ 4. Light Blue Detail.....0145 ■ 5. Pale Green Detail.....6071 ■ 6. Purple Detail.....2500 ■ 7. Dark Blue Detail.....4133 	80141-22 Raccoon <ul style="list-style-type: none"> ■ 1. Off White Detail0870 ■ 2. Black Detail.....0020
80141-03 Large Lovebird <ul style="list-style-type: none"> ■ 1. Pink Detail.....2320 □ 2. White Wings and Tail Detail0015 ■ 3. Purple Detail2715 ■ 4. Orange Flower.....1030 ■ 5. Pink Flower2320 ■ 6. Violet Flower.....2500 □ 7. White Spots and Flower.....0015 	80141-13 Bananas <ul style="list-style-type: none"> ■ 1. Bananas.....0608 ■ 2. Brown Linework0822 ■ 3. Dark Brown Detail.....0933 	80141-23 Strawberry <ul style="list-style-type: none"> ■ 1. Strawberry.....1335 □ 2. Seeds.....0015 ■ 3. Stem.....4133
80141-04 Medium Lovebird <ul style="list-style-type: none"> ■ 1. Pink Detail.....2320 □ 2. White Wings and Tail Detail0015 ■ 3. Purple Detail2715 ■ 4. Orange Flower.....1030 ■ 5. Pink Flower2320 ■ 6. Violet Flower.....2500 □ 7. White Spots and Flower.....0015 	80141-14 Bird <ul style="list-style-type: none"> ■ 1. Bird.....2320 □ 2. Eye.....0015 	80141-24 Dala Fox <ul style="list-style-type: none"> □ 1. White Fur0015 ■ 2. Pink Fur1755 ■ 3. Tan Detail0822 ■ 4. Face.....0020
80141-05 Large Octopus <ul style="list-style-type: none"> ■ 1. Red Detail1335 ■ 2. Dark Blue Detail.....4133 	80141-15 Owl <ul style="list-style-type: none"> ■ 1. Single Color Design.....0020 	80141-25 Tiles <ul style="list-style-type: none"> □ 1. White Squares.....0015 ■ 2. Pink Squares.....1755 ■ 3. Gold Squares.....0822 ■ 4. Blue Squares.....5220
80141-06 Medium Octopus <ul style="list-style-type: none"> ■ 1. Red Detail1335 ■ 2. Dark Blue Detail.....4133 	80141-16 Octopus <ul style="list-style-type: none"> ■ 1. Red Detail1335 ■ 2. Dark Blue Detail.....4133 ■ 3. Eyes.....1335 	80141-26 Elephant <ul style="list-style-type: none"> ■ 1. Blue Detail.....4133 □ 2. White Detail.....0015
80141-07 Clover The Lamb <ul style="list-style-type: none"> ■ 1. White Detail.....0870 ■ 2. Black Detail.....0020 	80141-17 Scissors <ul style="list-style-type: none"> ■ 1. Handles.....5220 ■ 2. Blades.....0672 	80141-27 Bowling Pins <ul style="list-style-type: none"> ■ 1. Gold Detail.....0822 ■ 2. Pins1755 ■ 3. Pin Stripes.....1335
80141-08 Tiger <ul style="list-style-type: none"> ■ 1. Dark Pink Detail.....2320 ■ 2. Light Pink Detail.....1840 ■ 3. Black Detail.....0020 	80141-18 Sushi The Cat <ul style="list-style-type: none"> ■ 1. Cat.....0870 ■ 2. Light Blue Detail3331 ■ 3. Dark Blue Detail4133 	80141-28 Large Circle Patch FSA <ul style="list-style-type: none"> ■ 1. Fabric Placement Stitch0020 ■ 2. Fabric Cut Line and Tackdown0020 ■ 3. Cover Stitch.....0020
80141-09 Cactus & Owl <ul style="list-style-type: none"> ■ 1. Cactus Dark Shading.....6133 ■ 2. Cactus Light Shading.....0352 ■ 3. Owl Body.....1010 □ 4. White Detail.....0015 ■ 5. Owl Head.....1010 	80141-19 Apple <ul style="list-style-type: none"> ■ 1. Apple.....1335 ■ 2. Leaf.....3331 □ 3. White Detail.....0015 	80141-29 Large Hexagon Patch FSA <ul style="list-style-type: none"> ■ 1. Fabric Placement Stitch0020 ■ 2. Fabric Cut Line and Tackdown0020 ■ 3. Cover Stitch.....0020
80141-10 Roller Skate <ul style="list-style-type: none"> □ 1. Boot and Frame.....0015 ■ 2. Wheels.....0132 ■ 3. Stop.....2320 ■ 4. Black Detail.....0020 	80141-20 Anchor <ul style="list-style-type: none"> ■ 1. Single Color Design.....4133 	80141-30 Small Circle Patch FSA <ul style="list-style-type: none"> ■ 1. Fabric Placement Stitch0020 ■ 2. Fabric Cut Line and Tackdown0020 ■ 3. Cover Stitch.....0020
		80141-31 Small Hexagon Patch FSA <ul style="list-style-type: none"> ■ 1. Fabric Placement Stitch0020 ■ 2. Fabric Cut Line and Tackdown0020 ■ 3. Cover Stitch.....0020

FSA - Freestanding Appliqué

FSL - Freestanding Lace

Listings below indicate color sample, stitching order and suggested thread color number. Most numbers indicate Isacord thread. Colors beginning with 20501 refer to YLI Fine Metallics, 7 refer to Yenmet Metallic, 8 refer to YLI Variations Variegated Thread and 9 refer to Isacord Multicolor Variegated.

Isacord Thread Colors Used in "Scout"

By Cotton+Steel Collection #80141

0003 Ghost White	0933 Redwood	2500 Boysenberry
0015 White	1010 Toast	2532 Pretty in Pink
0020 Black	1030 Passion Fruit	2715 Pansy
0132 Dark Pewter	1301 Paprika	3331 Cadet Blue
0145 Skylight	1335 Dark Rust	4133 Deep Ocean
0352 Marsh	1362 Shrimp	5115 Baccarat Green
0608 Sunshine	1430 Melon	5220 Silver Sage
0672 Baquette	1755 Hyacinth	5613 Light Kelly
0822 Palomino	1840 Corsage	6071 Old Lace
0870 Muslin	2320 Raspberry	6133 Caper

General Freestanding Appliqué Guidelines

Supplies:

Embroidery Thread:

- Use the same embroidery thread in the bobbin as the needle.

Needles:

- Use an Organ 80/12 Titanium needle for extended needle life.

Stabilizer:

- Use water-soluble stabilizer or film water-soluble stabilizer.

General Appliqué Instructions

1. Hoop two layers of OESD AquaMesh Stabilizer.
2. Attach the hoop to the machine and select the design of your choice.
3. Stitch the Placement Stitch. **Photo 1**
4. Place a piece of appliqué fabric over the Placement Stitch so that it is completely covered.
5. Stitch the Cut Line & Tackdown stitch.
6. Carefully cut away the excess appliqué fabric. **Photo 2**
7. Stitch the remainder of the design and repeat for any remaining pieces. **Photo 3**
8. Remove the hoop from the machine and the design from the hoop.
9. Trim excess stabilizer from the design.
10. Rinse away remaining stabilizer and allow it to dry face down to prevent curling.


Handy Hints

Drying:

- Freestanding pieces look best when left to dry with right side down. This will minimize the tendency for a piece to curl. Be sure to flatten the piece out entirely and allow ample time to dry.

For 3D Appliqué Projects:

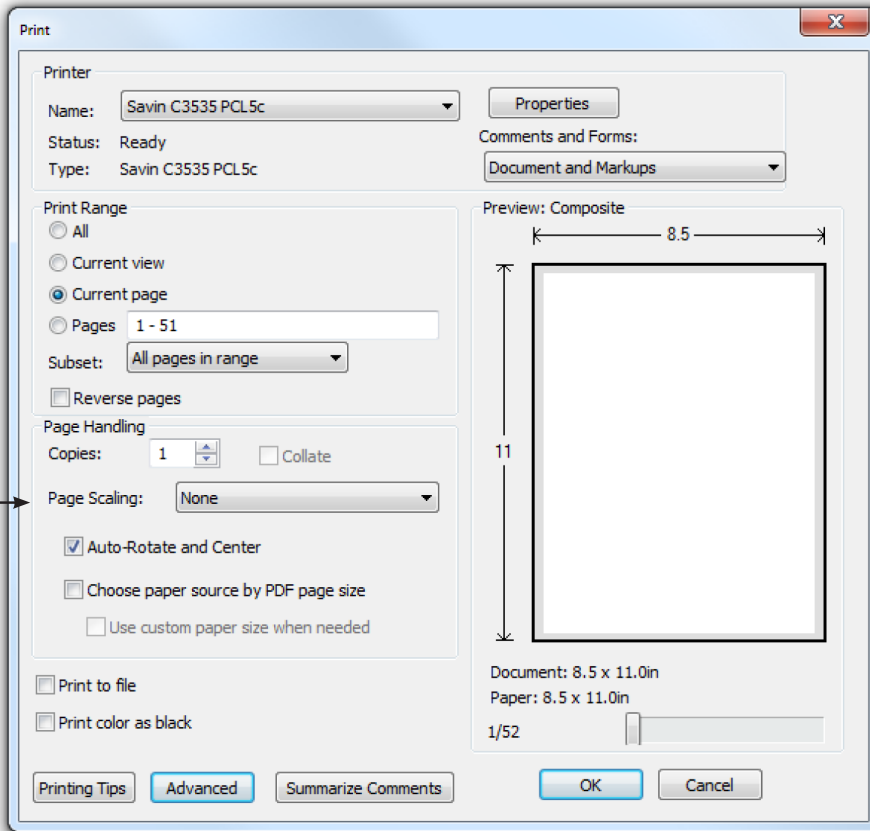
- Adhere 1 layer of OESD StabilStick TearAway to the back of appliqué fabrics with temporary adhesive spray **BEFORE** hooping or placing down for tackdown and cut in place. This gives fabric a more rigid structure.



For a full tutorial for making patches with Scout visit:
<https://www.cottonandsteelfabrics.com/how-to-make-patches/>

ATTENTION

When printing this document, any page scaling or page fitting options in your print dialog box must be turned OFF or set to NONE so that your files will print out at their actual size. Images not printed at actual size will not function as intended.



TO SAVE PAPER

Only print the desired image by navigating to the image's page, go to File > Print and select "Current page" in the print dialog box. Repeat for each desired image.

