

Note: Some designs in this collection may have been created using unique special stitches and/or techniques. To preserve design integrity when rescaling or rotating designs in your software, always rescale or rotate designs using the handles directly on-screen.




80151-01 Orange Flowers
2.79 X 3.01 in.
70.87 X 76.45 mm
11,503 St.



80151-02 Light Blue Flower
3.91 X 3.95 in.
99.31 X 100.33 mm
12,531 St.



80151-03 Pink Flower
4.42 X 4.23 in.
112.27 X 107.44 mm
21,225 St.



80151-04 Green Flower Applique
3.36 X 4.43 in.
85.34 X 112.52 mm
11,963 St.



80151-05 Purple Flowers
3.01 X 2.77 in.
76.45 X 70.36 mm
10,225 St.



80151-06 Leaf 1
2.00 X 1.73 in.
50.80 X 43.94 mm
3,720 St.



80151-07 Leaf 2
0.66 X 1.50 in.
16.76 X 38.10 mm
1,603 St.



80151-08 Butterfly 1
1.96 X 2.26 in.
49.78 X 57.40 mm
11,651 St.



80151-09 Butterfly 2
2.95 X 3.02 in.
74.93 X 76.71 mm
11,919 St.



80151-10 Swirl Flower 1
2.81 X 3.49 in.
71.37 X 88.65 mm
10,416 St.



80151-11 Swirl Flower 2
3.00 X 3.76 in.
76.20 X 95.50 mm
11,415 St.



80151-12 Pink Flower Applique
4.01 X 3.51 in.
101.85 X 89.15 mm
12,221 St.


Note: Some designs in this collection may have been created using unique special stitches and/or techniques. To preserve design integrity when rescaling or rotating designs in your software, always rescale or rotate designs using the handles directly on-screen.



80151-13 Pink Swirls 1
3.36 X 3.51 in.
85.34 X 89.15 mm
5,652 St.



80151-14 Pink Swirls 2
3.58 X 6.14 in.
90.93 X 155.96 mm
4,342 St.



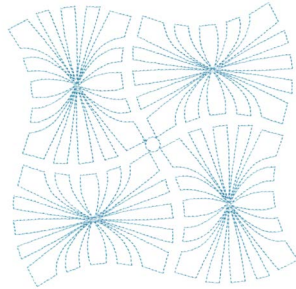
80151-15 Gray Flower Applique
4.15 X 4.54 in.
105.41 X 115.32 mm
17,203 St.



80151-16 Blue Flower Applique
3.08 X 3.26 in.
78.23 X 82.80 mm
9,124 St.



80151-17 Flower Buds
1.48 X 1.70 in.
37.59 X 43.18 mm
3,579 St.



80151-18 Quilt Block
5.25 X 5.25 in.
133.35 X 133.35 mm
8,076 St.



80151-19 Ladybug
1.01 X 1.32 in.
25.65 X 33.53 mm
2,020 St.



80151-20 Swirly Dot
1.01 X 1.02 in.
25.65 X 25.91 mm
2,803 St.



80151-21 Checkered Ball
1.00 X 1.00 in.
25.40 X 25.40 mm
2,365 St.



Meadow Dance

by Amanda Murphy / #80151 / 21 Designs

Listings below indicate color sample, stitching order and suggested thread color number. Most numbers indicate Isacord thread. Colors beginning with 20501 refer to YLI Fine Metallics, 7 refer to Yenmet Metallic, 8 refer to YLI Variations Variegated Thread and 9 refer to Isacord Multicolor Variegated.

80151-01 Orange Flowers

1. Pale Yellow Shading.....	0250
2. Yellow Shading.....	0630
3. Orange Shading.....	1332
4. Red Shading.....	1725
5. White Stamens.....	0015

80151-02 Light Blue Flower

1. White Leaf Shading.....	0015
2. Light Green Leaves Shading.....	6141
3. Light Blue Leaf Shading.....	5050
4. Medium Green Detail.....	5531
5. Dark Green Detail.....	5633
6. Light Blue Petals.....	3963
7. Medium Blue Petals Shading.....	4152
8. Dark Blue Petals Shading.....	4332
9. Orange Stamen.....	1030
10. Pale Yellow Stamen Shading.....	0250
11. Yellow Stamen Shading.....	0630
12. Dark Orange Stamen Shading.....	1332
13. Red Stamen Shading.....	1725

80151-03 Pink Flower

1. Light Blue Leaves.....	5050
2. Medium Green Leaves Detail.....	5531
3. Petals.....	2153
4. Petals Shading.....	1921
5. Petals Highlights.....	1755
6. Yellow Stamen.....	0630
7. White Bug Detail.....	0015
8. Black Bug Detail.....	0020
9. Red Bug Spots.....	1725

80151-04 Green Flower Applique

1. Flower Placement Stitch.....	1755
2. Cut Line & Tackdown.....	1755
3. Light Pink Buds Shading.....	1755
4. Dark Pink Buds Shading.....	2153
5. Red Buds Shading.....	1725
6. White Leaf Detail.....	0015
7. Light Green Leaves Detail.....	6141
8. Medium Green Detail.....	5531
9. Dark Green Detail.....	5633
10. Light Green Flower Shading.....	6051
11. Cover Stitch & Medium Green Flower Shading.....	6043
12. Dark Green Flower Shading.....	5633
13. White Stamen Detail.....	0015
14. Blue Stamen Detail.....	4152

80151-05 Purple Flowers

1. Left Flower.....	1755
2. Right Flower & Left Flower Medium Purple Shading.....	2640
3. Right Flower Medium Purple Shading.....	2830
4. Right Flower Light Pink Shading.....	1755
5. Left Flower Light Pink Shading.....	2171
6. Dark Purple Detail.....	2600
7. Yellow Stamens.....	0630

80151-06 Leaf 1

1. White Leaf Detail.....	0015
2. Light Green Detail.....	6141
3. Medium Green Detail.....	5531
4. Dark Green Detail.....	5633

80151-07 Leaf 2

1. White Leaf Detail.....	0015
2. Light Green Leaf Detail.....	6141
3. Medium Green Leaf Detail.....	5531

80151-08 Butterfly 1

1. Yellow Detail.....	0630
2. Dark Purple Detail.....	2600
3. Light Pink Detail.....	1755
4. Light Purple Detail.....	2640
5. Medium Purple Detail.....	2830
6. Dark Pink Detail.....	1921
7. White Detail.....	0015
8. Black Detail.....	0020
9. Body.....	1332
10. Body Light Orange Detail.....	1030

80151-09 Butterfly 2

1. Light Green Detail.....	6141
2. Dark Green Detail.....	6043
3. Pale Blue Detail.....	5050
4. Light Blue Detail.....	3963
5. Medium Blue Detail.....	4152
6. Dark Blue Detail.....	4332
7. Black Detail.....	0020
8. Body.....	1332
9. Body Shading.....	1030

80151-10 Swirl Flower 1

1. Light Green Detail.....	6141
2. Pale Green Detail.....	6051
3. Medium Green Detail.....	5531
4. Dark Green Detail.....	5633
5. Light Gray Detail.....	0105
6. Dark Gray Detail.....	0108
7. Blue Detail.....	4152
8. Red Detail.....	1921
9. White Detail.....	0015

80151-11 Swirl Flower 2

1. White Flower Spots.....	0015
2. Light Green Flower & Vine Detail.....	6141
3. Medium Green Flower Detail.....	6043
4. Medium Green Leaf Detail.....	5531
5. Dark Green Detail.....	5633
6. Light Gray Detail.....	0105
7. Dark Gray Detail.....	0108
8. Red Detail.....	1921
9. White Detail.....	0015

80151-12 Pink Flower Applique

1. Flower Placement Stitch.....	2153
2. Cut Line & Tackdown.....	2153
3. Cover Stitch.....	2153
4. White Inner Detail.....	0015
5. Pink Inner Detail.....	2153

80151-13 Pink Swirls 1

1. Dark Pink Swirls.....	2153
2. Light Pink Feathers.....	2171

80151-14 Pink Swirls 2

1. Single Color Design.....	2153
-----------------------------	------

80151-15 Gray Flower Applique

1. Flower Placement Stitch.....	5633
2. Cut Line & Tackdown.....	5633
3. Dark Green Detail.....	5633
4. White Detail.....	0015
5. Light Green Detail & Cover Stitch.....	6141
6. Light Blue Detail.....	3963

80151-16 Blue Flower Applique

1. Flower Placement Stitch.....	5050
2. Cut Line & Tackdown.....	5050
3. Light Blue Detail.....	5050
4. Dark Gray Detail.....	0108
5. White Detail.....	0015
6. Cover Stitch.....	3963
7. Medium Blue Detail.....	4152

80151-17 Flower Buds

1. Light Pink Bud Detail.....	1755
2. Dark Pink Bud Detail.....	2153
3. Red Bud Detail.....	1725
4. Light Blue Detail.....	5050
5. Medium Green Detail.....	5531
6. Light Green Detail.....	6141
7. White Detail.....	0015

80151-18 Quilt Block

1. Single Color Design.....	4152
-----------------------------	------

80151-19 Ladybug

1. White Detail.....	0015
2. Black Detail.....	0020
3. Red Detail.....	1725

80151-20 Swirly Dot

1. White Detail.....	0015
2. Green Detail.....	5531

80151-21 Checkered Ball

1. White Detail.....	0015
2. Dark Pink Detail.....	1921
3. Light Pink Detail.....	2153



Meadow Dance

by Amanda Murphy / #80151 / 21 Designs

Listings below indicate color sample, stitching order and suggested thread color number. Most numbers indicate Isacord thread. Colors beginning with 20501 refer to YLI Fine Metallics, 7 refer to Yenmet Metallic, 8 refer to YLI Variations Variegated Thread and 9 refer to Isacord Multicolor Variegated.

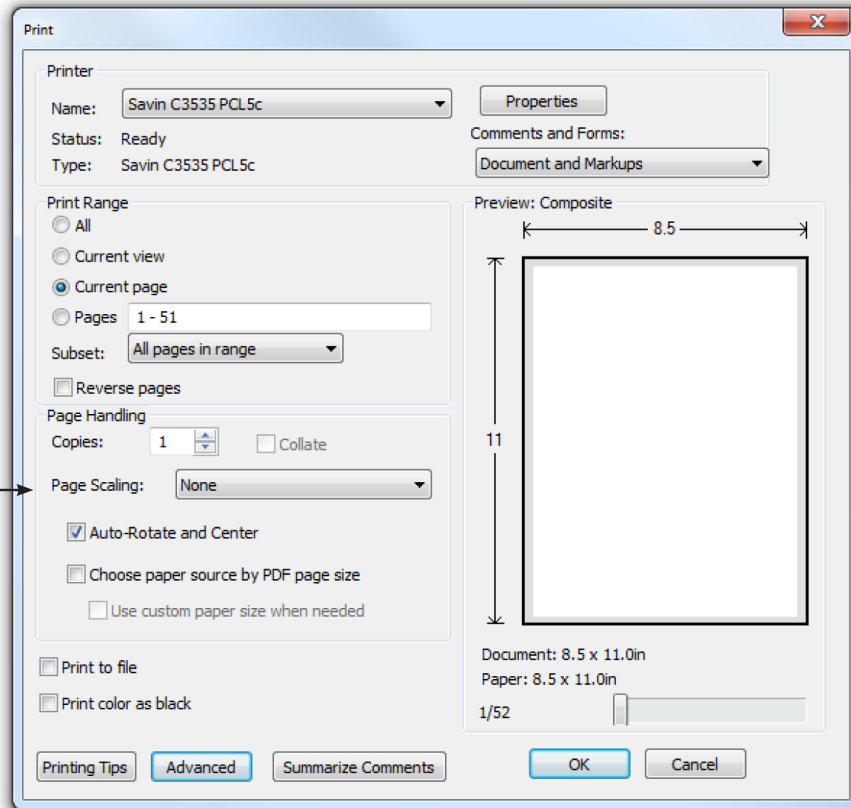
Isacord Thread Colors Used in “Meadow Dance”

By Amanda Murphy
Collection #80151

0015 White	1755 Hyacinth	4152 Serenity
0020 Black	1921 Blossom	4332 Rough Sea
0105 Ash Mist	2153 Dusty Mauve	5050 Luster
0108 Cobblestone	2171 Blush	5531 Pear
0250 Lemon Frost	2600 Dusty Grape	5633 Lime
0630 Buttercup	2640 Frosted Plum	6043 Yellowgreen
1030 Passion Fruit	2830 Wild Iris	6051 Jalapeno
1332 Harvest	3963 Hint of Blue	6141 Spring Green
1725 Terra Cotta		

ATTENTION

When printing this document, any page scaling or page fitting options in your print dialog box must be turned OFF or set to NONE so that your files will print out at their actual size. Images not printed at actual size will not function as intended.



TO SAVE PAPER

Only print the desired image by navigating to the image's page, go to File > Print and select "Current page" in the print dialog box. Repeat for each desired image.

