

#80192



**13**  
DESIGNS

# Festive Felines













by Laurel Burch

Note: Some designs in this collection may have been created using unique special stitches and/or techniques. To preserve design integrity when rescaling or rotating designs in your software, always rescale or rotate designs using the handles directly on-screen.

## 80192-01 Floral Feline Applique

Size Inches:                      Size mm:                      Stitch Count:  
 4.29 X 6.55 in.    108.97 X 166.37 mm    39,444 St.



	1. Cat Placement Stitch .....	5912
	2. Cut Line and Tackdown .....	5912
	3. Erin Green Detail .....	5912
	4. Pretty In Pink Detail .....	2532
	5. Crystal Blue Detail .....	3910
	6. Tropical Blue Detail.....	3901
	7. Pomegranate Detail.....	2211
	8. Pumpkin Detail .....	1102
	9. Paprika Detail .....	1301
	10. Papaya Detail .....	0702
	11. White Detail .....	0015
	12. Deep Purple Detail .....	2900
	13. Black Detail.....	0020
	14. Champagne Detail.....	0532

## 80192-02 Flowering Feline Applique

Size Inches:                      Size mm:                      Stitch Count:  
 3.52 X 5.37 in.    89.41 X 136.40 mm    42,809 St.



	1. Cat Placement Stitch .....	2910
	2. Cut Line and Tackdown .....	2910
	3. Grape Detail .....	2910
	4. Turquoise Detail.....	4111
	5. Erin Green Detail .....	5912
	6. Lime Detail.....	5633
	7. Dark Teal Detail .....	4116
	8. Poppy Detail .....	1703
	9. Pumpkin Detail .....	1102
	10. Pretty In Pink Detail .....	2532
	11. Paprika Detail .....	1301
	12. White Detail .....	0015
	13. Champagne Detail.....	0532
	14. Black Detail.....	0020



Note: Some designs in this collection may have been created using unique special stitches and/or techniques. To preserve design integrity when rescaling or rotating designs in your software, always rescale or rotate designs using the handles directly on-screen.

## 80192-03 Blue Whisker Cat Applique

Size Inches:                      Size mm:                      Stitch Count:  
 4.02 X 4.26 in.    102.11 X 108.20 mm    16,364 St.



<span style="color: #0070C0;">■</span>	1. Cat Placement Stitch .....	3910
<span style="color: #0070C0;">■</span>	2. Cut Line and Tackdown .....	3910
<span style="color: #0070C0;">■</span>	3. Crystal Blue Detail .....	3910
<span style="color: #0070C0;">■</span>	4. Tropical Blue Detail.....	3901
<span style="color: #ADD8E6;">■</span>	5. River Mist Detail .....	3962
<span style="color: #800080;">■</span>	6. Grape Detail .....	2910
<span style="color: #FF0000;">■</span>	7. Poppy Detail .....	1703
<span style="border: 1px solid black; display: inline-block; width: 10px; height: 10px;"></span>	8. White Detail .....	0015
<span style="color: #D2B48C;">■</span>	9. Champagne Detail.....	0532
<span style="color: #000000;">■</span>	10. Black Detail.....	0020

## 80192-04 Carlotta

Size Inches:                      Size mm:                      Stitch Count:  
 3.13 X 5.62 in.    79.50 X 142.75 mm    39,565 St.



<span style="color: #000080;">■</span>	1. Colonial Blue .....	3902
<span style="color: #800080;">■</span>	2. Grape Detail .....	2910
<span style="border: 1px solid black; display: inline-block; width: 10px; height: 10px;"></span>	3. White Detail.....	0015
<span style="color: #FF8C00;">■</span>	4. Pumpkin Detail.....	1102
<span style="color: #0070C0;">■</span>	5. Crystal Blue Detail .....	3910
<span style="color: #D2B48C;">■</span>	6. Champagne Detail .....	0532
<span style="color: #000000;">■</span>	7. Black Detail .....	0020
<span style="color: #000080;">■</span>	8. Iris Blue Detail .....	2905
<span style="color: #FF8C00;">■</span>	9. Pumpkin Detail.....	1102
<span style="color: #0070C0;">■</span>	10. Crystal Blue Detail .....	3910
<span style="color: #9ACD32;">■</span>	11. Erin Green Detail .....	5912
<span style="color: #228B22;">■</span>	12. Lime Detail.....	5633
<span style="color: #228B22;">■</span>	13. Green Dust Detail .....	5643
<span style="color: #FFD700;">■</span>	14. Papaya Detail.....	0702
<span style="color: #FF0000;">■</span>	15. Poppy Detail.....	1703
<span style="color: #0070C0;">■</span>	16. Tropical Blue Detail.....	3901
<span style="border: 1px solid black; display: inline-block; width: 10px; height: 10px;"></span>	17. White Detail.....	0015
<span style="color: #000000;">■</span>	18. Black Detail .....	0020
<span style="color: #D2B48C;">■</span>	19. Champagne Detail .....	0532

Note: Some designs in this collection may have been created using unique special stitches and/or techniques. To preserve design integrity when rescaling or rotating designs in your software, always rescale or rotate designs using the handles directly on-screen.

## 80192-05 Kindred Spirit Applique



Size Inches:                      Size mm:                      Stitch Count:  
 4.15 X 3.97 in.    105.41 X 100.84 mm    17,097 St.

<input type="checkbox"/>	1. Heart Placement Stitch.....	0015
<input type="checkbox"/>	2. Cut Line and Tackdown .....	0015
<input type="checkbox"/>	3. White Detail .....	0015
<input type="checkbox"/>	4. Pretty In Pink Detail .....	2532
<input type="checkbox"/>	5. Papaya Detail .....	0702
<input type="checkbox"/>	6. Crystal Blue Detail .....	3910
<input type="checkbox"/>	7. Pumpkin Detail .....	1102
<input type="checkbox"/>	8. Country Red Detail .....	2101
<input type="checkbox"/>	9. Erin Green Detail .....	5912
<input type="checkbox"/>	10. Black Detail.....	0020
<input type="checkbox"/>	11. Country Red Detail .....	2101
<input type="checkbox"/>	12. Champagne Detail.....	0532
<input type="checkbox"/>	13. Tropical Blue Detail.....	3901

## 80192-06 Two Wishes Applique



Size Inches:                      Size mm:                      Stitch Count:  
 4.29 X 4.35 in.    108.97 X 110.49 mm    28,136 St.

<input type="checkbox"/>	1. Heart Placement Stitch.....	0702
<input type="checkbox"/>	2. Cut Line and Tackdown .....	0702
<input type="checkbox"/>	3. Papaya Detail .....	0702
<input type="checkbox"/>	4. White Detail .....	0015
<input type="checkbox"/>	5. Pumpkin Detail .....	1102
<input type="checkbox"/>	6. Country Red Detail .....	2101
<input type="checkbox"/>	7. Iris Blue Detail .....	2905
<input type="checkbox"/>	8. Deep Purple Detail .....	2900
<input type="checkbox"/>	9. Erin Green Detail .....	5912
<input type="checkbox"/>	10. Crystal Blue Detail .....	3910
<input type="checkbox"/>	11. Black Detail.....	0020
<input type="checkbox"/>	12. Champagne Detail.....	0532



Note: Some designs in this collection may have been created using unique special stitches and/or techniques. To preserve design integrity when rescaling or rotating designs in your software, always rescale or rotate designs using the handles directly on-screen.

## 80192-07 Mara's Cat



Size Inches:                      Size mm:                      Stitch Count:  
 4.38 X 4.96 in.    111.25 X 125.98 mm    44,886 St.

<input type="checkbox"/>	1. White Detail .....	0015
<input type="checkbox"/>	2. Papaya Detail .....	0702
<input type="checkbox"/>	3. Pumpkin Detail .....	1102
<input type="checkbox"/>	4. Paprika Detail .....	1301
<input type="checkbox"/>	5. Pretty In Pink Detail .....	2532
<input type="checkbox"/>	6. Poppy Detail .....	1703
<input type="checkbox"/>	7. Aqua Velva Detail .....	4410
<input type="checkbox"/>	8. Aquamarine Detail .....	4740
<input type="checkbox"/>	9. Baccarat Green Detail .....	5115
<input type="checkbox"/>	10. Blueberry Detail .....	3210
<input type="checkbox"/>	11. Black Detail.....	0020
<input type="checkbox"/>	12. Champagne Detail.....	0532
<input type="checkbox"/>	13. White Detail .....	0015

## 80192-08 Carlotta's Garden Applique



Size Inches:                      Size mm:                      Stitch Count:  
 5.23 X 5.40 in.    132.84 X 137.16 mm    50,801 St.

<input type="checkbox"/>	1. Circle Placement Stitch .....	0015
<input type="checkbox"/>	2. Cut Line and Tackdown .....	0015
<input type="checkbox"/>	3. White Detail .....	0015
<input type="checkbox"/>	4. Poppy Detail .....	1703
<input type="checkbox"/>	5. Paprika Detail .....	1301
<input type="checkbox"/>	6. Crystal Blue Detail .....	3910
<input type="checkbox"/>	7. Black Detail.....	0020
<input type="checkbox"/>	8. Pumpkin Detail .....	1102
<input type="checkbox"/>	9. Pretty In Pink Detail .....	2532
<input type="checkbox"/>	10. Deep Purple Detail .....	2900
<input type="checkbox"/>	11. Grape Detail .....	2910
<input type="checkbox"/>	12. Papaya Detail .....	0702
<input type="checkbox"/>	13. Lime Detail.....	5633
<input type="checkbox"/>	14. Erin Green Detail .....	5912
<input type="checkbox"/>	15. Black Detail.....	0020
<input type="checkbox"/>	16. Champagne Detail.....	0532
<input type="checkbox"/>	17. White Detail .....	0015

Note: Some designs in this collection may have been created using unique special stitches and/or techniques. To preserve design integrity when rescaling or rotating designs in your software, always rescale or rotate designs using the handles directly on-screen.

## 80192-09 Feline Love Applique

Size Inches:                      Size mm:                      Stitch Count:  
 4.17 X 4.15 in.    105.92 X 105.41 mm    25,180 St.



	1. Heart Placement Stitch .....	0702
	2. Cut Line and Tackdown .....	0702
	3. Papaya Detail .....	0702
	4. Pumpkin Detail .....	1102
	5. Amethyst Detail .....	3030
	6. White Detail .....	0015
	7. Grape Detail .....	2910
	8. Deep Purple Detail .....	2900
	9. Poppy Detail .....	1703
	10. Pretty In Pink Detail .....	2532
	11. Amethyst Detail .....	3030
	12. Papaya Detail .....	0702
	13. Erin Green Detail .....	5912
	14. Black Detail.....	0020
	15. Champagne Detail.....	0532

## 80192-10 Indigo Cat with Bird Applique

Size Inches:                      Size mm:                      Stitch Count:  
 4.35 X 5.06 in.    110.49 X 128.52 mm    18,857 St.



	1. Cat Placement Stitch .....	0015
	2. Cut Line and Tackdown .....	0015
	3. White Detail .....	0015
	4. Colonial Blue Detail .....	3902
	5. Tropical Blue Detail.....	3901
	6. River Mist Detail .....	3962
	7. Green Dust Detail .....	5643
	8. Grape Detail .....	2910
	9. Pumpkin Detail .....	1102
	10. Pretty In Pink Detail .....	2532
	11. Champagne Detail.....	0532
	12. Black Detail.....	0020



Note: Some designs in this collection may have been created using unique special stitches and/or techniques. To preserve design integrity when rescaling or rotating designs in your software, always rescale or rotate designs using the handles directly on-screen.

## 80192-11 Red Whisker Cat Applique

Size Inches:                      Size mm:                      Stitch Count:  
 3.71 X 4.01 in.    94.23 X 101.85 mm    15,539 St.



<input type="checkbox"/>	1. Cat Placement Stitch .....	0015
<input type="checkbox"/>	2. Cut Line and Tackdown .....	0015
<input type="checkbox"/>	3. White Detail .....	0015
<input type="checkbox"/>	4. Frosted Orchid Detail.....	2732
<input type="checkbox"/>	5. Grape Detail .....	2910
<input type="checkbox"/>	6. Crystal Blue Detail .....	3910
<input type="checkbox"/>	7. Erin Green Detail .....	5912
<input type="checkbox"/>	8. Paprika Detail .....	1301
<input type="checkbox"/>	9. Pumpkin Detail .....	1102
<input type="checkbox"/>	10. Champagne Detail.....	0532
<input type="checkbox"/>	11. Black Detail.....	0020

## 80192-12 Feline Clan Duo Applique

Size Inches:                      Size mm:                      Stitch Count:  
 4.31 X 6.42 in.    109.47 X 163.07 mm    41,691 St.
















<input type="checkbox"/>	1. Left Cat Placement Stitch .....	1703
<input type="checkbox"/>	2. Cut Line and Tackdown .....	1703
<input type="checkbox"/>	3. Right Cat Placement Stitch.....	1703
<input type="checkbox"/>	4. Cut Line and Tackdown .....	1703
<input type="checkbox"/>	5. Poppy Detail .....	1703
<input type="checkbox"/>	6. Pumpkin Detail .....	1102
<input type="checkbox"/>	7. Pretty In Pink Detail .....	2532
<input type="checkbox"/>	8. Grape Detail .....	2910
<input type="checkbox"/>	9. Erin Green Detail .....	5912
<input type="checkbox"/>	10. Tropical Blue Detail.....	3901
<input type="checkbox"/>	11. Paprika Detail .....	1301
<input type="checkbox"/>	12. White Detail .....	0015
<input type="checkbox"/>	13. Champagne Detail.....	0532
<input type="checkbox"/>	14. Black Detail.....	0020

Note: Some designs in this collection may have been created using unique special stitches and/or techniques. To preserve design integrity when rescaling or rotating designs in your software, always rescale or rotate designs using the handles directly on-screen.

## 80192-13 Feline Clan Friends Applique

Size Inches:                      Size mm:                      Stitch Count:  
 4.31 X 6.37 in.    109.47 X 161.80 mm    36,579 St.



	1. Left Cat Placement Stitch .....	2910
	2. Cut Line and Tackdown .....	2910
	3. Grape Detail .....	2910
	4. Right Cat Placement Stitch.....	2211
	5. Cut Line and Tackdown .....	2211
	6. Pomegranate Detail.....	2211
	7. Mauve Detail.....	2241
	8. White Detail .....	0015
	9. Erin Green Detail .....	5912
	10. Tropical Blue Detail.....	3901
	11. Pumpkin Detail .....	1102
	12. Poppy Detail .....	1703
	13. Champagne Detail.....	0532
	14. Black Detail.....	0020



# MATERIALS





## Isacord Thread Colors

0015 White	2532 Pretty in Pink	3962 River Mist
0020 Black	2732 Frosted Orchid	4111 Turquoise
0532 Champagne	2900 Deep Purple	4116 Dark Teal
0702 Papaya	2905 Iris Blue	4410 Aqua Velva
1102 Pumpkin	2910 Grape	4740 Aquamarine
1301 Paprika	3030 Amethyst	5115 Baccarat Green
1703 Poppy	3210 Blueberry	5633 Lime
2101 Country Red	3901 Tropical Blue	5643 Green Dust
2211 Pomegranate	3902 Colonial Blue	5912 Erin Green
2241 Mauve	3910 Crystal Blue	

## Cut-in-Place Applique Instructions

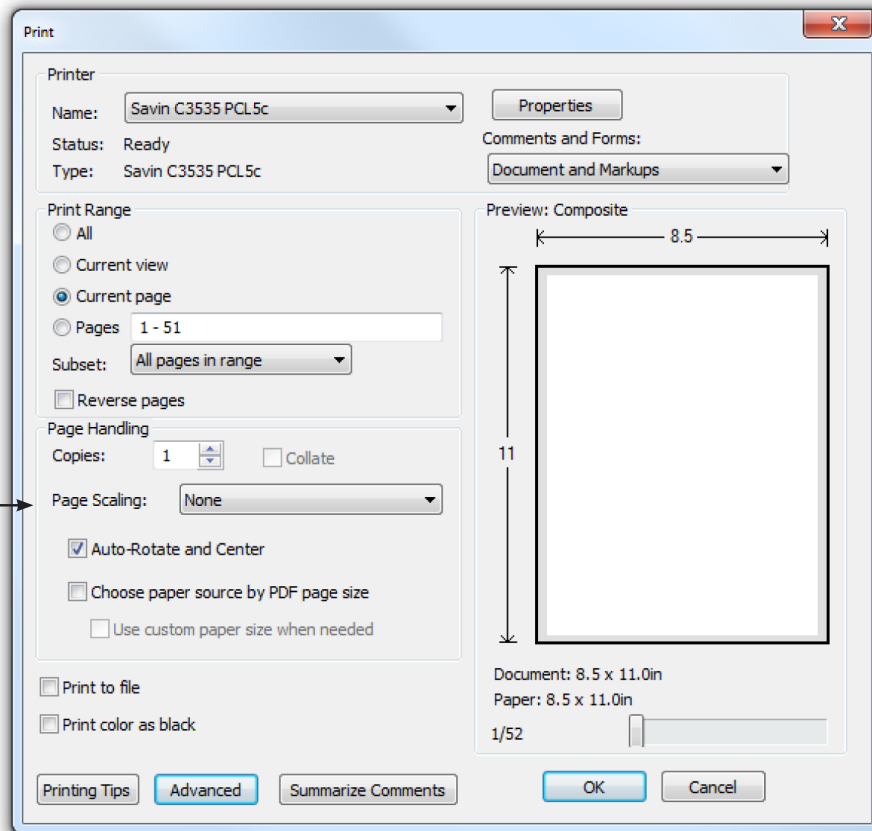
1. Hoop your fabric and backing.
2. Sew the *Placement* stitch. **PHOTO 1**
3. Place a piece of applique fabric over the placement stitch so that it is completely covered.
4. Sew the *Cut Line & Tackdown*.
5. Carefully cut away the excess applique fabric. **PHOTO 2**
6. Sew the remainder of the design and repeat for any remaining pieces. **PHOTO 3**





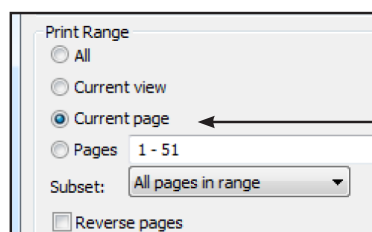
## ATTENTION

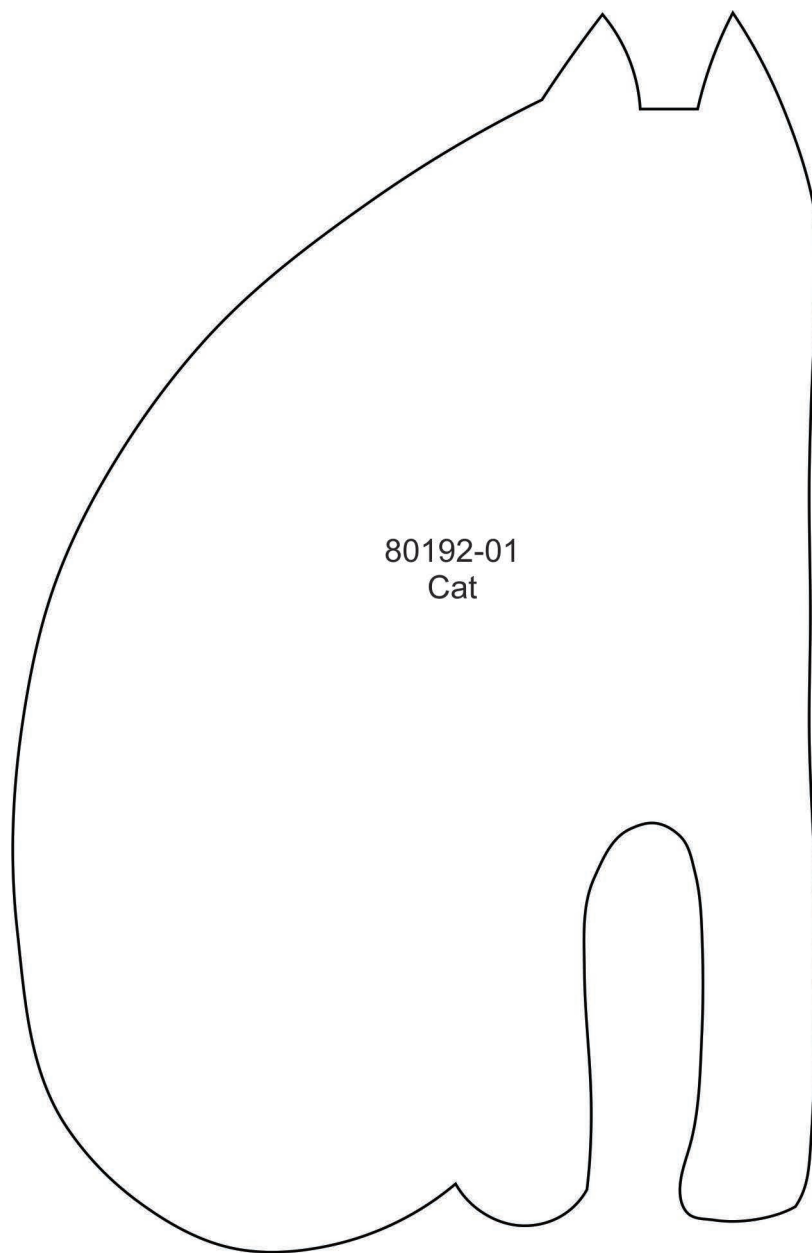
When printing this document, any page scaling or page fitting options in your print dialog box must be turned OFF or set to NONE so that your files will print out at their actual size. Images not printed at actual size will not function as intended.



## TO SAVE PAPER

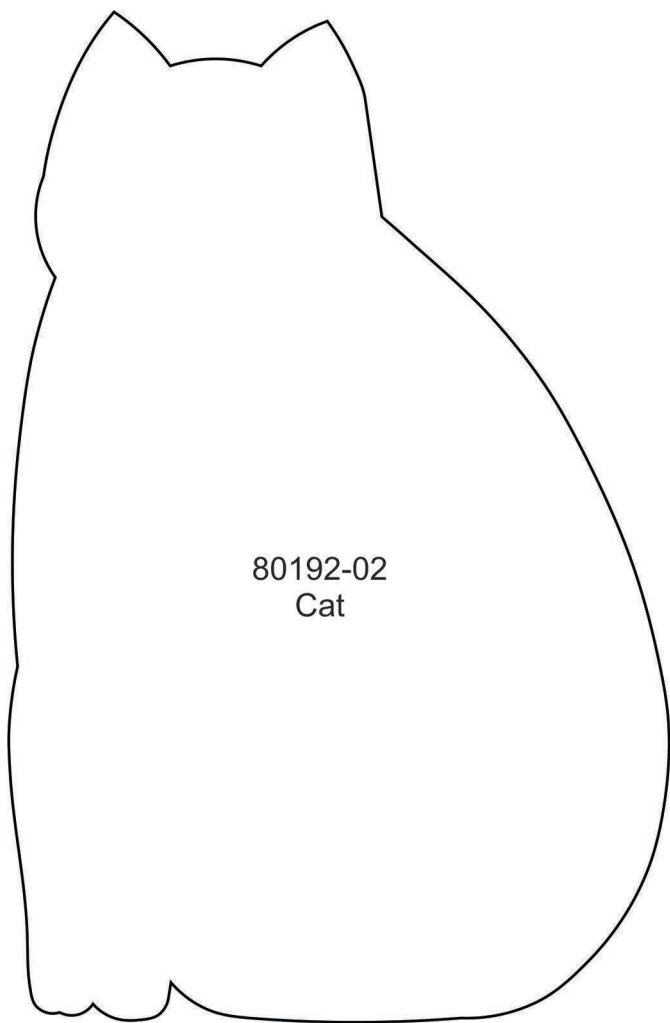
Only print the desired image by navigating to the image's page, go to File > Print and select "Current page" in the print dialog box. Repeat for each desired image.








# APPLIQUE PATTERNS



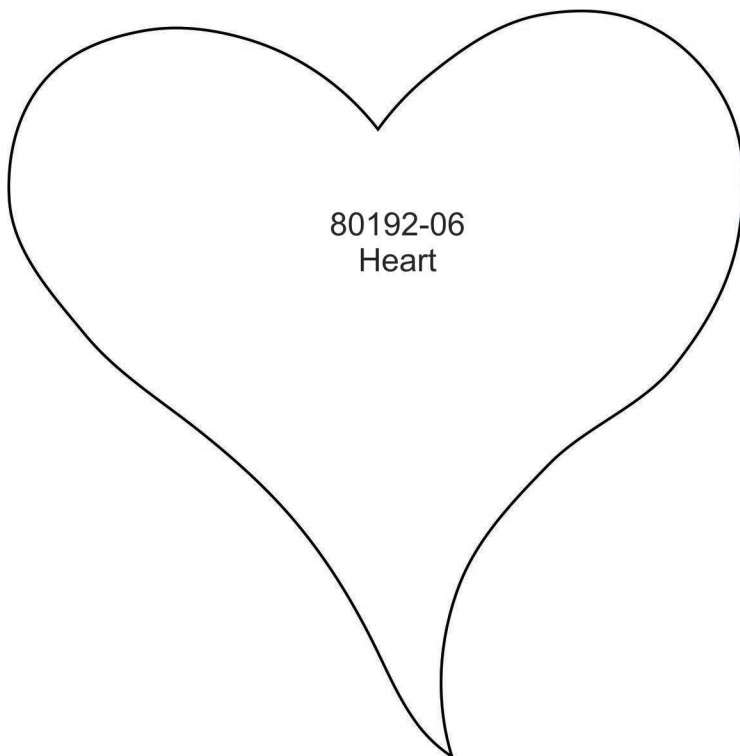
80192-02  
Cat



80192-03  
Cat Head



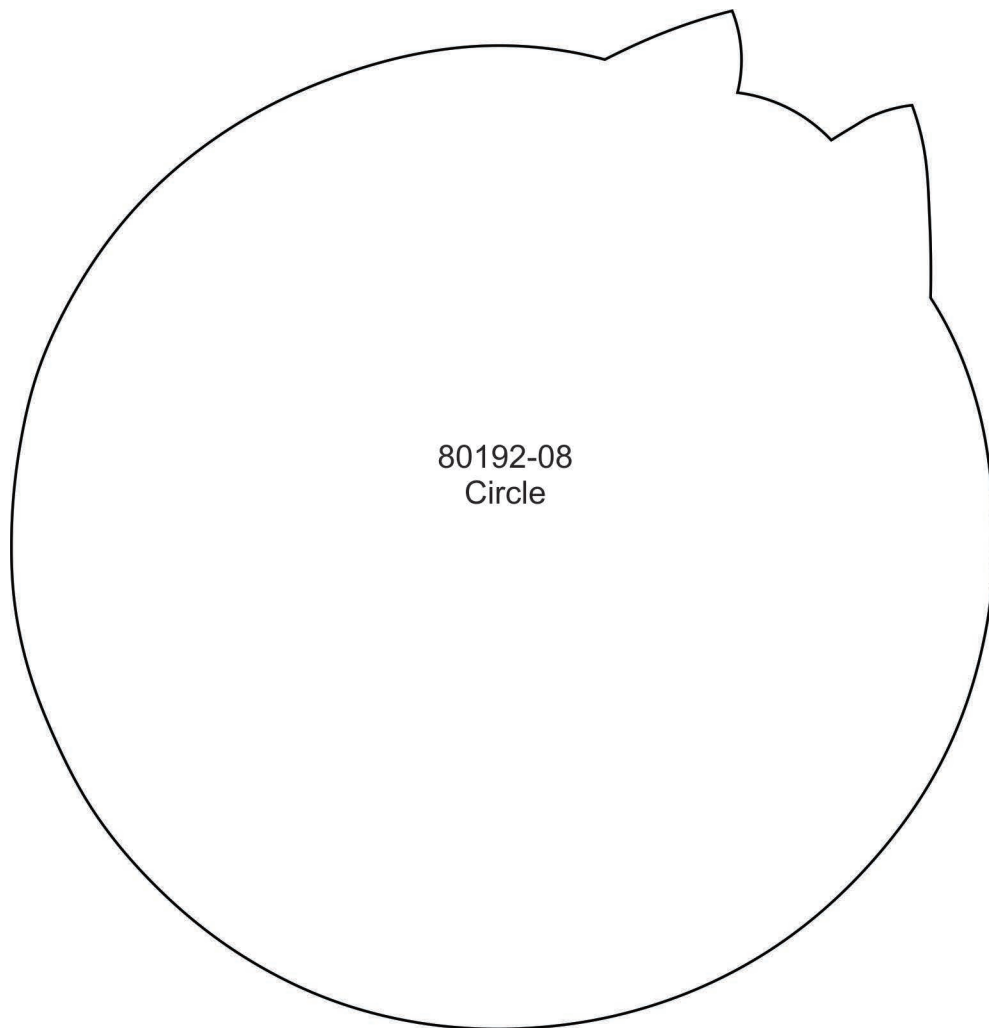
80192-05  
Heart




80192-06  
Heart



# APPLIQUE PATTERNS

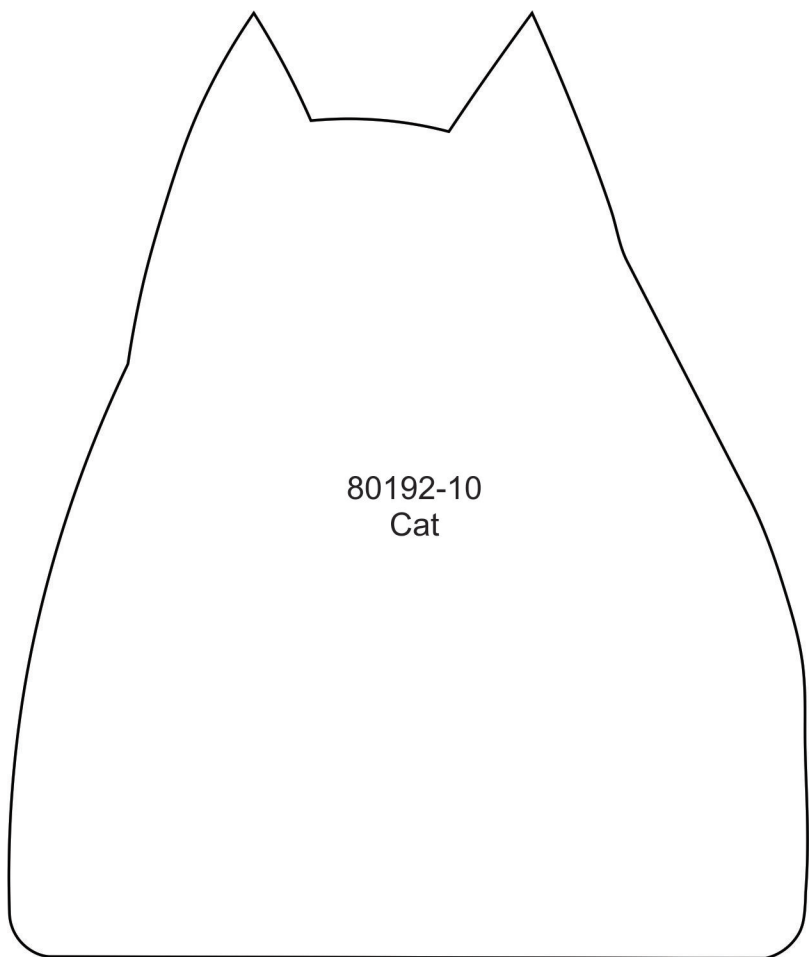


80192-08  
Circle

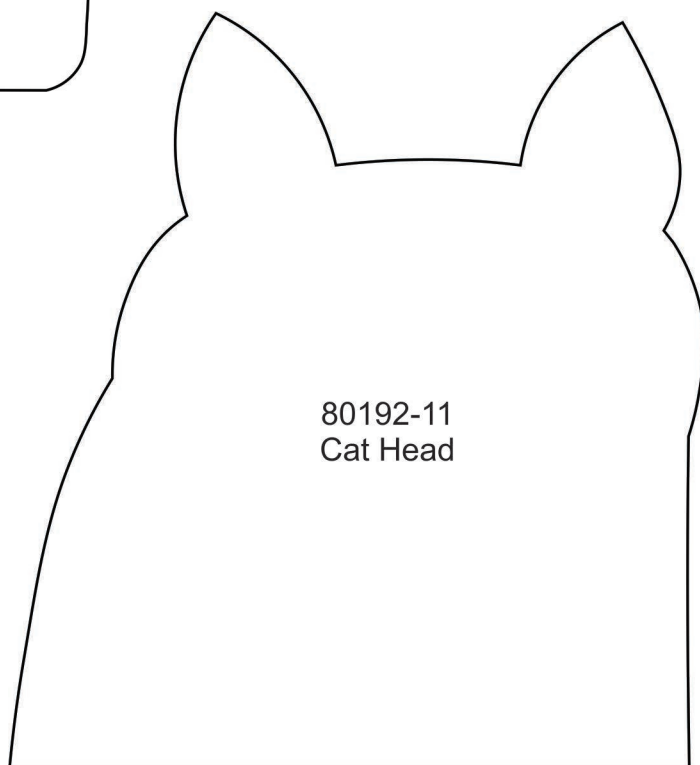


80192-09  
Heart

# APPLIQUE PATTERNS

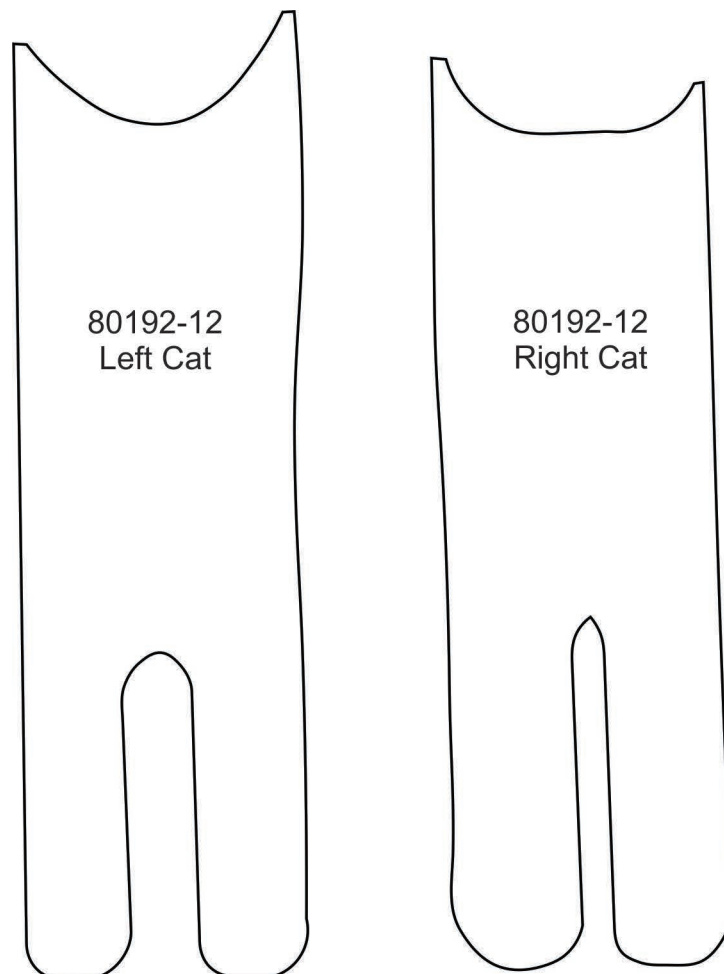


80192-10  
Cat



80192-11  
Cat Head

# APPLIQUE PATTERNS





# APPLIQUE PATTERNS

