

#80281



25
DESIGNS

Crafty Ink

by CJ Cook

Note: Some designs in this collection may have been created using unique special stitches and/or techniques. To preserve design integrity when rescaling or rotating designs in your software, always rescale or rotate designs using the handles directly on-screen.

80281-01 Life's A Stitch Ink

Size Inches: Size mm: Stitch Count:
 3.70 X 6.87 in. 93.98 X 174.50 mm 10,415 St.

■ 1. Single Color Design..... 0020



80281-02 Quilt While You're Ahead Ink

Size Inches: Size mm: Stitch Count:
 4.65 X 6.30 in. 118.11 X 160.02 mm 6,948 St.

■ 1. Single Color Design..... 0020



Note: Some designs in this collection may have been created using unique special stitches and/or techniques. To preserve design integrity when rescaling or rotating designs in your software, always rescale or rotate designs using the handles directly on-screen.

80281-03 Sew Or Die Ink

Size Inches: Size mm: Stitch Count:
 4.11 X 5.60 in. 104.39 X 142.24 mm 6,631 St.

■ 1. Single Color Design..... 0020



80281-04 Create Ink

Size Inches: Size mm: Stitch Count:
 3.15 X 5.43 in. 80.01 X 137.92 mm 3,912 St.

■ 1. Single Color Design..... 0020




Note: Some designs in this collection may have been created using unique special stitches and/or techniques. To preserve design integrity when rescaling or rotating designs in your software, always rescale or rotate designs using the handles directly on-screen.

80281-05 Crafts Ink

Size Inches: Size mm: Stitch Count:
 4.83 X 3.29 in. 122.68 X 83.57 mm 4,048 St.

■ 1. Single Color Design..... 0020



80281-06 Sew What Ink


Size Inches: Size mm: Stitch Count:
 3.84 X 6.33 in. 97.54 X 160.78 mm 9,071 St.

■ 1. Single Color Design..... 0020



Note: Some designs in this collection may have been created using unique special stitches and/or techniques. To preserve design integrity when rescaling or rotating designs in your software, always rescale or rotate designs using the handles directly on-screen.

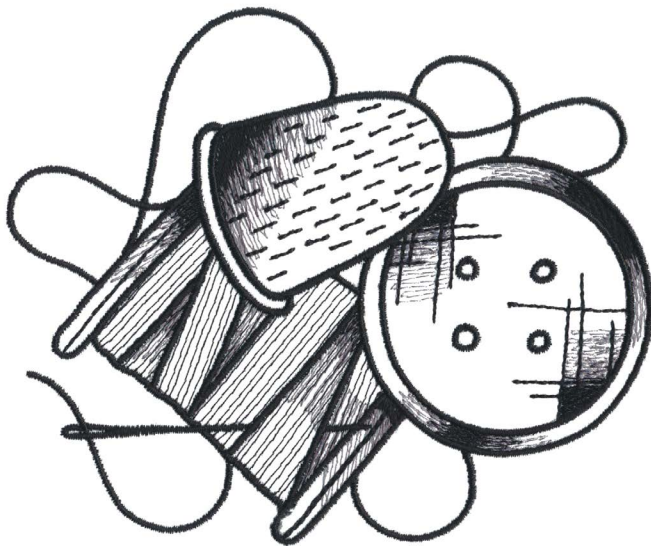
80281-07 Thread Spool Ink



Size Inches: Size mm: Stitch Count:
 3.77 X 5.83 in. 95.76 X 148.08 mm 11,368 St.

- 1. Gray Detail 0108
- 2. Slate Gray Detail 3265
- 3. Black Detail 0020

80281-08 Sewing Supplies Ink



Size Inches: Size mm: Stitch Count:
 5.21 X 4.40 in. 132.33 X 111.76 mm 14,343 St.

- 1. Gray Detail 0108
- 2. Slate Gray Detail 3265
- 3. Black Detail 0020

Note: Some designs in this collection may have been created using unique special stitches and/or techniques. To preserve design integrity when rescaling or rotating designs in your software, always rescale or rotate designs using the handles directly on-screen.

80281-09 Floral Thread Ink

Size Inches: Size mm: Stitch Count:
 3.72 X 6.62 in. 94.49 X 168.15 mm 21,985 St.


- 1. Gray Detail 0108
- 2. Slate Gray Detail 3265
- 3. Black Detail 0020



80281-10 Scissors 1 Ink


Size Inches: Size mm: Stitch Count:
 3.47 X 5.51 in. 88.14 X 139.95 mm 13,767 St.

- 1. Gray Detail 0108
- 2. Slate Gray Detail 3265
- 3. Black Detail 0020



Note: Some designs in this collection may have been created using unique special stitches and/or techniques. To preserve design integrity when rescaling or rotating designs in your software, always rescale or rotate designs using the handles directly on-screen.


80281-11 Sewing Machine Ink



Size Inches: Size mm: Stitch Count:
 4.89 X 6.40 in. 124.21 X 162.56 mm 20,563 St.

- 1. Gray Detail 0108
- 2. Slate Gray Detail 3265
- 3. Black Detail 0020

80281-12 Dress Form 1 Ink



Size Inches: Size mm: Stitch Count:
 1.58 X 5.56 in. 40.13 X 141.22 mm 7,685 St.

- 1. Gray Detail 0108
- 2. Slate Gray Detail 3265
- 3. Black Detail 0020

Note: Some designs in this collection may have been created using unique special stitches and/or techniques. To preserve design integrity when rescaling or rotating designs in your software, always rescale or rotate designs using the handles directly on-screen.

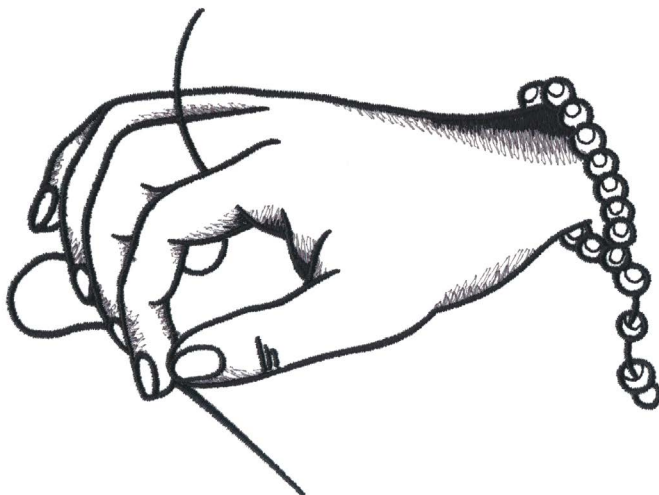
80281-13 Scissors 2 Ink



Size Inches: Size mm: Stitch Count:
 2.86 X 5.88 in. 72.64 X 149.35 mm 13,871 St.

- 1. Gray Detail 0108
- 2. Slate Gray Detail 3265
- 3. Black Detail 0020

80281-14 Hand Sewing Ink



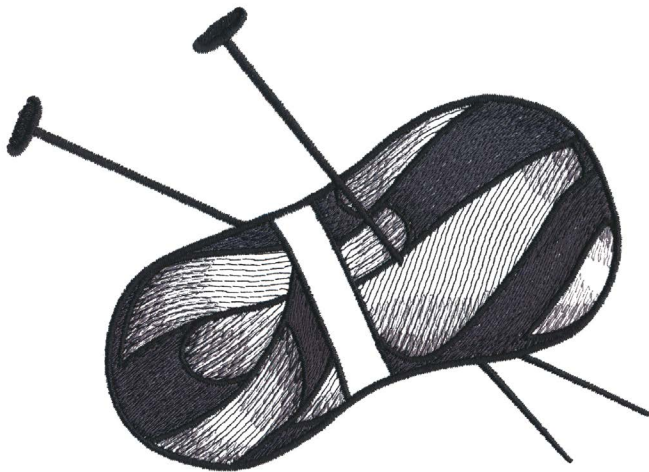
Size Inches: Size mm: Stitch Count:
 4.21 X 5.85 in. 106.93 X 148.59 mm 10,650 St.

- 1. Gray Detail 0108
- 2. Slate Gray Detail 3265
- 3. Black Detail 0020

Note: Some designs in this collection may have been created using unique special stitches and/or techniques. To preserve design integrity when rescaling or rotating designs in your software, always rescale or rotate designs using the handles directly on-screen.

80281-15 Yarn and Needles Ink


Size Inches: Size mm: Stitch Count:
 4.06 X 5.75 in. 103.12 X 146.05 mm 15,788 St.



- 1. Gray Detail 0108
- 2. Slate Gray Detail 3265
- 3. Charcoal Detail 4174
- 4. Black Detail 0020

80281-16 Floral Sew or Die Ink

Size Inches: Size mm: Stitch Count:
 4.38 X 6.18 in. 111.25 X 156.97 mm 11,248 St.



- 1. Gray Detail 0108
- 2. Slate Gray Detail 3265
- 3. Black Detail 0020

Note: Some designs in this collection may have been created using unique special stitches and/or techniques. To preserve design integrity when rescaling or rotating designs in your software, always rescale or rotate designs using the handles directly on-screen.


80281-17 Crafts Stitched Ink



Size Inches: Size mm: Stitch Count:
 4.83 X 6.20 in. 122.68 X 157.48 mm 5,921 St.

- 1. Single Color Design..... 0020

80281-18 Floral Sewing Machine Ink




Size Inches: Size mm: Stitch Count:
 4.20 X 5.08 in. 106.68 X 129.03 mm 23,084 St.

- 1. Gray Detail 0108
- 2. Slate Gray Detail 3265
- 3. Charcoal Detail..... 4174
- 4. Black Detail 0020

Note: Some designs in this collection may have been created using unique special stitches and/or techniques. To preserve design integrity when rescaling or rotating designs in your software, always rescale or rotate designs using the handles directly on-screen.


80281-19 Dress Form 2 Ink



Size Inches: Size mm: Stitch Count:
 2.34 X 5.71 in. 59.44 X 145.03 mm 10,587 St.

- 1. Gray Detail 0108
- 2. Slate Gray Detail 3265
- 3. Charcoal Detail 4174
- 4. Black Detail 0020

80281-20 Threading the Needle Ink



Size Inches: Size mm: Stitch Count:
 3.39 X 6.55 in. 86.11 X 166.37 mm 11,380 St.

- 1. Gray Detail 0108
- 2. Slate Gray Detail 3265
- 3. Black Detail 0020

Note: Some designs in this collection may have been created using unique special stitches and/or techniques. To preserve design integrity when rescaling or rotating designs in your software, always rescale or rotate designs using the handles directly on-screen.

80281-21 Dress Form 3 Ink



Size Inches: Size mm: Stitch Count:
 3.45 X 5.39 in. 87.63 X 136.91 mm 12,713 St.

- 1. Gray Detail 0108
- 2. Slate Gray Detail 3265
- 3. Charcoal Detail 4174
- 4. Black Detail 0020

80281-22 Create with Needle and Thread Ink

Size Inches: Size mm: Stitch Count:
 4.43 X 5.54 in. 112.52 X 140.72 mm 3,586 St.

- 1. Single Color Design..... 0020




Note: Some designs in this collection may have been created using unique special stitches and/or techniques. To preserve design integrity when rescaling or rotating designs in your software, always rescale or rotate designs using the handles directly on-screen.

80281-23 Family with Needle and Thread Ink

Size Inches: Size mm: Stitch Count:
 4.01 X 6.30 in. 101.85 X 160.02 mm 3,894 St.


- 1. Single Color Design..... 0020



80281-24 Floral Quilter Ink

Size Inches: Size mm: Stitch Count:
 3.45 X 7.00 in. 87.63 X 177.80 mm 16,319 St.

- 1. Gray Detail 0108
- 2. Slate Gray Detail 3265
- 3. Black Detail 0020




Note: Some designs in this collection may have been created using unique special stitches and/or techniques. To preserve design integrity when rescaling or rotating designs in your software, always rescale or rotate designs using the handles directly on-screen.

80281-25 Floral Embroidery Ink

Size Inches: Size mm: Stitch Count:
 5.01 X 5.85 in. 127.25 X 148.59 mm 24,838 St.

- 1. Gray Detail 0108
- 2. Slate Gray Detail 3265
- 3. Black Detail 0020



Crafty Organizer



These clever folders are the perfect palette for the Crafty Ink designs! What could be a better way to organize your latest project instructions or those adorable drawings from your favorite five-year-old? These quick and easy projects are also perfect gifts for your creative comrades.



MATERIALS



Collections

- Crafty Ink #80281 (choose a word design or one with only a few fill stitches)

Stabilizer

- OESD AquaMesh Plus
- OESD StabilStick Template Sheets

Fabric/Notions

- Poly Folder or Notebook with Poly Front
- Sharp Embroidery needle size 80/12
- Hoop large enough to fit folder or notebook
- Glad Press'n Seal (optional)

Isacord Thread Colors


0020 Black
0108 Cobblestone
3265 Slate Gray
4174 Charcoal

INSTRUCTIONS



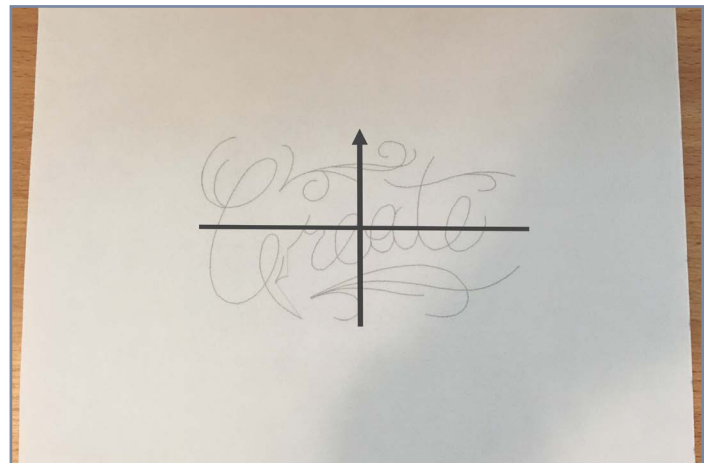
STEP 1

Gather supplies. Remove all stickers from folder or notebook.
Wind bobbin with matching thread.




STEP 2

Select design. Choose one of the word designs or one without a lot of fill stitches. Once you have chosen your design print it onto a StabilStick Template Sheet.



STEP 3

Position template onto folder in desired position.




INSTRUCTIONS



STEP 4

Hoop AquaMesh Plus stabilizer with paper side up. Use straight pin to score and peel back paper lining. Place folder onto stabilizer and finger press to secure.



STEP 5

Load design onto machine and center needle over template or markings to ensure accurate placement. **Remove template** before stitching!



STEP 6

Using warm water rinse the stabilizer off the back of folder. If you used a poly notebook containing paper, wrap with Glad Press'n Seal first to prevent the paper from getting wet when removing the stabilizer.

