

#80295

- Project instructions included!
- Includes designs in 3 sizes.
- Fits hoop sizes 5" x 7" and larger.



8

DESIGNS

Blooming Expressions

by Shannon Roberts

Note: Some designs in this collection may have been created using unique special stitches and/or techniques. To preserve design integrity when rescaling or rotating designs in your software, always rescale or rotate designs using the handles directly on-screen.

80295-01 Bee Happy



	Size Inches:	Size mm:	Stitch Count:
S	4.99 X 6.34 in.	126.75 X 161.04 mm	15976 St.
M	5.97 X 7.60 in.	151.64 X 193.04 mm	19525 St.
L	7.98 X 10.14 in.	202.69 X 257.56 mm	27449 St.

■	1. Dark Gray Jar Detail.....	3265
■	2. Dark Green Leaf.....	5633
■	3. Medium Gray Jar Detail.....	4073
■	4. Light Green Leaf Shading	5730
■	5. Light Gray Detail.....	0105
■	6. Purple Petals	2723
■	7. Pink Petal Shading	2530
■	8. Off White Detail	0101
■	9. Dark Yellow Detail	0442
■	10. Yellow Detail	0230
■	11. White Highlights	0015

80295-02 Friends Are Like Flowers



	Size Inches:	Size mm:	Stitch Count:
S	5.00 X 6.60 in.	127.00 X 167.64 mm	23111 St.
M	6.00 X 7.92 in.	152.40 X 201.17 mm	27497 St.
L	8.01 X 10.56 in.	203.45 X 268.22 mm	36935 St.

■	1. Leaves.....	5513
■	2. Stems and Leaf Tips.....	5531
■	3. Words	0101
■	4. Dark Blue Petal Shading	3612
■	5. Light Blue Petal Shading	3641
■	6. Maroon Wings	2211
■	7. Pink Wing Detail	2220
■	8. White Detail	0101
■	9. Stamens	0310

Note: Some designs in this collection may have been created using unique special stitches and/or techniques. To preserve design integrity when rescaling or rotating designs in your software, always rescale or rotate designs using the handles directly on-screen.

80295-03 Hello Beautiful Spring



	Size Inches:	Size mm:	Stitch Count:
S	4.98 X 6.08 in.	126.49 X 154.43 mm	23520 St.
M	5.97 X 7.30 in.	151.64 X 185.42 mm	27974 St.
L	8.01 X 9.79 in.	203.45 X 248.67 mm	37304 St.

1.	Pink Word Shading.....	2530
2.	Words.....	0101
3.	Dark Green Leaves and Grass.....	5633
4.	Light Green Leaves and Grass Detail.....	5610
5.	Wheel.....	0873
6.	Dark Brown Wood.....	0853
7.	Medium Brown Wood Shading.....	0722
8.	Light Brown Wood Outlines.....	0874
9.	Dark Yellow Petals.....	0442
10.	Light Yellow Petal Detail.....	0230
11.	Dark Purple Petals.....	2953
12.	Light Purple Petal Detail.....	3030
13.	Dark Pink Petals.....	2320
14.	Light Pink Petal Detail.....	2530
15.	Dark Orange Petals.....	1311
16.	Light Orange Petal Detail.....	1200

80295-04 Hello Spring



	Size Inches:	Size mm:	Stitch Count:
S	4.96 X 6.15 in.	125.98 X 156.21 mm	19577 St.
M	6.00 X 7.44 in.	152.40 X 188.98 mm	23900 St.
L	8.00 X 9.92 in.	203.20 X 251.97 mm	33012 St.

1.	Dark Green Leaf Detail.....	5633
2.	Medium Green Leaf Detail.....	5730
3.	Dark Green Vase.....	5233
4.	Light Green Vase Detail.....	5230
5.	White Stems and Vase Highlights.....	0101
6.	Light Green Leaf Outlines.....	5740
7.	Dark Pink Petals.....	2241
8.	Light Pink Petal Detail.....	1755
9.	Dark Red Petals.....	2101
10.	Light Red Petal Detail.....	1805
11.	Dark Purple Petals.....	2702
12.	Light Purple Petal Detail.....	2830
13.	Butterfly Wings.....	0542
14.	Light Yellow Wing Highlights.....	0520
15.	Words/Flowers and Butterfly Details.....	0101

Note: Some designs in this collection may have been created using unique special stitches and/or techniques. To preserve design integrity when rescaling or rotating designs in your software, always rescale or rotate designs using the handles directly on-screen.

80295-05 Bloom Where You're Planted



	Size Inches:	Size mm:	Stitch Count:
S	5.00 X 5.13 in.	127.00 X 130.30 mm	15890 St.
M	6.00 X 6.16 in.	152.40 X 156.46 mm	19096 St.
L	8.00 X 8.21 in.	203.20 X 208.53 mm	25703 St.

1.	Dark Gray Vase	0111
2.	Medium Gray Vase	0142
3.	Light Gray Vase Highlights and Outlines	3770
4.	Dark Purple Petals	2953
5.	Violet Petals and Detail	3130
6.	Dark Green Leaf Detail	5324
7.	Medium Green Leaf and Petals Detail	5633
8.	Pink Petals	3045
9.	White Petal Outlines	0101
10.	Maroon Petals	2211
11.	Dark Pink Petal Detail	2320
12.	Pink Petal Detail	2530
13.	Light Pink Petal Outlines	2655
14.	Mint Green Leaf Detail	5610
15.	Light Green Leaf and Petal Outlines	5650
16.	White Words and Stamens	0101
17.	Pink Letter Details	2530

80295-06 No Rain No Flowers



	Size Inches:	Size mm:	Stitch Count:
S	5.00 X 5.62 in.	127.00 X 142.75 mm	23664 St.
M	6.00 X 6.74 in.	152.40 X 171.20 mm	28844 St.
L	8.01 X 8.98 in.	203.45 X 228.09 mm	39763 St.

1.	Fuchsia Petal Detail	2521
2.	Pink Petal Detail	2530
3.	Dark Gray Boot Detail	4073
4.	Medium Gray Boot Detail	0105
5.	Dark Green Leaves	5643
6.	Medium Green Leaf Detail	5610
7.	Light Green Leaf Detail and Outlines	5740
8.	Off White Words and Detail	0101

Note: Some designs in this collection may have been created using unique special stitches and/or techniques. To preserve design integrity when rescaling or rotating designs in your software, always rescale or rotate designs using the handles directly on-screen.

80295-07 Spring Is In The Air



	Size Inches:	Size mm:	Stitch Count:
S	5.00 X 5.01 in.	127.00 X 127.25 mm	21332 St.
M	6.00 X 6.01 in.	152.40 X 152.65 mm	25399 St.
L	8.00 X 8.01 in.	203.20 X 203.45 mm	34182 St.

1.	Swirl Detail	3962
2.	Off White Words and Wreath Detail	0101
3.	Dark Green Leaves	5633
4.	Medium Green Leaves	5610
5.	Light Green Leaf Outlines	5740
6.	Gold Petals	0442
7.	Yellow Petal Shading	0230
8.	Light Yellow Petal Outlines	0270
9.	Dark Purple Petals	2900
10.	Medium Purple Petal Shading	2920
11.	Light Purple Petal Outlines	3150
12.	Burgundy Petals	2222
13.	Mauve Petal Shading	2241
14.	Pink Petal Outlines	2152

80295-08 There's Beauty In Simplicity



	Size Inches:	Size mm:	Stitch Count:
S	4.96 X 6.80 in.	125.98 X 172.72 mm	19485 St.
M	6.00 X 8.25 in.	152.40 X 209.55 mm	24025 St.
L	8.01 X 11.00 in.	203.45 X 279.40 mm	33237 St.

1.	Dark Brown Pot	1055
2.	Light Brown Pot Detail	0934
3.	Purple Pot	2600
4.	Light Purple Pot Detail	2762
5.	Dark Orange Pot	1322
6.	Tan Pot Detail	1133
7.	Dark Green Left Cactus	5633
8.	Light Green Left Cactus Detail	5610
9.	Dark Green Right Cactus	5643
10.	Medium Green Right Cactus Detail	5743
11.	Dark Green Center Cactus	5324
12.	Medium Green Center Cactus Detail	5542
13.	Light Green Center Cactus Detail	5450
14.	Pink Flowers and Letter Details	2530
15.	Off White Words and Cactus Detail	0101

DOUBLE-SIDED GARDEN FLAG



MATERIALS



Stabilizer

- StabilStick CutAway
or
- StabilStick TearAway

Designs

- 80295-02L Friends Are Like Flowers
- 80295-08L There's Beauty In Simplicity

Supplies

- Isacord thread per design thread charts
- OESD Bobbin Thread
- ½ yd of 54" - 60" wide Navy Canvas
- Organ 80/12 Sharp Embroidery Needle
- Rotary Cutter and Ruler
- Fabric Marking Pen/Pencil (Recommend Heat Erase or Chalk)
- Pins
- All Purpose Thread to match the Canvas or Duck Cloth
- 1 Standard Lawn Flag Holder
- OESD Press Cloth or OESD Ironing Board Cover (Optional)
- Loop and Wand Tool (Optional)

INSTRUCTIONS



STEP 1

- Cut the navy canvas 11 ½" x 40" (If desired, prewash the canvas in hot water twice with no fabric softener. Dry on High Heat. Iron.)


STEP 2

- Fold the canvas in half lengthwise with wrong sides together. Press along the folded edge. Use heat erase pen or chalk to mark the following lines: 2" (Rod Pocket) from the fold and 1 ½" from the short raw edge (Bottom Fringe). Turn the canvas over and repeat the markings on the other side.



STEP 3

- Mark the vertical center of the fabric. Mark the horizontal center of the fabric. Repeat for opposite side.




INSTRUCTIONS



STEP 4

- Set machine to a stitch length of 2.0. Open the canvas and baste a rectangle following the Bottom Fringe line markings on each end and a ½" seam allowance along the length (Side Fringe).



STEP 5

- Hoop Stabilstick CutAway paper side up. Score with Loop and Wand Tool. Remove paper to expose the tacky surface. Center design area on one end of the flag on the hooped stabilizer. Press with the palm of the hand to secure the canvas to the exposed tacky surface. Place the hoop on the machine.



STEP 6

- Select Design: #80295-02L. Make sure the design is stitched with the top of the design toward the center fold. Embroider the design. Remove the hoop from the machine when the design is complete.
- Tip: Designs may be enlarged or reduced as desired to better fit the canvas. Follow machine manufacturer's directions when enlarging or reducing designs.



INSTRUCTIONS



STEP 7

- Repeat Steps 5 and 6 on the opposite end with the Second Design: #80295-08L



STEP 8

- Remove stabilizer from each end per manufacturer's directions. Press embroidery side down using an OESD Press Cloth or OESD Ironing Board Cover.



STEP 9

- Fold the canvas in half lengthwise with wrong sides together matching the Rod Pocket lines and the Fringe Lines along the remaining edges. Pin as needed. Select a stitch length of 2.0. Stitch a rectangle around the embroidered area using the Rod Pocket Line and fringe lines along the remaining sides as a guide. Reinforce the stitching by following the thread path two more times. Cut the threads.




INSTRUCTIONS



STEP 10

- Use the Loop and Tail Wand to help remove vertical and horizontal threads up to the stay stitching. Recommend removing one thread at a time and trim as needed to keep the edges even. Place on the flag holder. Enjoy!



MATERIALS



Isacord Thread Colors

0015 White	1805 Strawberry	3150 Stainless
0101 Eggshell	2101 Country Red	3265 Slate Gray
0105 Ash Mist	2152 Heather Pink	3612 Starlight Blue
0111 Whale	2211 Pomegranate	3641 Wedgewood
0142 Sterling	2220 Tropicana	3770 Oyster
0230 Easter Dress	2222 Burgundy	3962 River Mist
0270 Buttercream	2241 Mauve	4073 Metal
0310 Yellow	2320 Raspberry	5230 Bottle Green
0442 Tarnished Gold	2521 Fuschia	5233 Field Green
0520 Daffodil	2530 Rose	5324 Bright Green
0542 Ochre	2600 Dusty Grape	5450 Basic Seafoam
0722 Khaki	2655 Aura	5513 Ming
0853 Pecan	2702 Grape Jelly	5531 Pear
0873 Stone	2723 Peony	5542 Garden Moss
0874 Gravel	2762 Misty Rose	5610 Bright Mint
0934 Fawn	2830 Wild Iris	5633 Lime
1055 Bark	2900 Deep Purple	5643 Green Dust
1133 Peru	2920 Purple	5650 Spring Frost
1200 Sunset Orange	2953 Concord Fog	5730 Apple Green
1311 Date	3030 Amethyst	5740 Mint
1322 Dirty Penny	3045 Cachet	5743 Asparagus
1755 Hyacinth	3130 Dawn of Violet	