

#80301



• Fits hoop sizes 5" x 7" and larger.



1

DESIGN

O Holy Night Tiling Scene

by Dona Gelsinger

It is a violation of Copyright law to make and distribute copies of electronic designs or artwork. Electronic designs are licensed to the original purchaser for use at one location. ©2019 Gelsinger Licensing Group. All rights reserved.

Note: Some designs in this collection may have been created using unique special stitches and/or techniques. To preserve design integrity when rescaling or rotating designs in your software, always rescale or rotate designs using the handles directly on-screen.

80301-01 Tile 1

Size Inches: Size mm: Stitch Count:
6.82 X 4.63 in. 173.2 X 117.6 mm 35935 St.



	1. Sky Shading	3953
	2. Sky Shading	3951
	3. Sky Highlights.....	4071
	4. Star.....	0015
	5. Leaves.....	5555
	6. Leaves.....	5743
	7. Leaves.....	5542
	8. Leaves.....	5552
	9. Blanket	1874
	10. Blanket Detail	0776
	11. Blanket Shading	0722
	12. Blanket Highlights.....	0874
	13. Blanket Shading	1032
	14. Blanket Highlights.....	0741
	15. Blanket and Leaf Highlights.....	4071
	16. Seam.....	0020

80301-02 Tile 2

Size Inches: Size mm: Stitch Count:
6.82 X 4.69 in. 173.2 X 119.1 mm 35929 St.




	1. Leaves.....	5555
	2. Leaves.....	5743
	3. Leaves.....	5542
	4. Leaves.....	5552
	5. Blanket Detail	0776
	6. Blanket	1874
	7. Blanket Shading	0722
	8. Blanket Highlights.....	0874
	9. Blanket Shading	1032
	10. Blanket Highlights.....	0741
	11. Blanket and Leaf Highlights.....	4071
	12. Seam.....	0020

Note: Some designs in this collection may have been created using unique special stitches and/or techniques. To preserve design integrity when rescaling or rotating designs in your software, always rescale or rotate designs using the handles directly on-screen.

80301-03 Tile 3


Size Inches: Size mm: Stitch Count:
6.85 X 4.65 in. 174.0 X 118.1 mm 37351 St.



■ 1. Leaves.....	5555
■ 2. Leaves.....	5743
■ 3. Leaves.....	5542
■ 4. Leaves.....	5552
■ 5. Blanket	1874
■ 6. Blanket Detail	0776
■ 7. Blanket Shading	0722
■ 8. Blanket Highlights.....	0874
■ 9. Blanket Shading	1032
■ 10. Blanket Highlights.....	0741
■ 11. Rocks	3265
■ 12. Rocks Shading	0138
■ 13. Rocks Shading	3274
■ 14. Rocks Detail	3572
■ 15. Blanket and Rocks Highlights.....	4071
■ 16. Seam	0020

80301-04 Tile 4

Size Inches: Size mm: Stitch Count:
6.78 X 4.59 in. 172.2 X 116.6 mm 28258 St.




■ 1. Rocks	3265
■ 2. Rocks Shading	0138
■ 3. Rocks Shading	3274
■ 4. Branches	1874
■ 5. Branches Shading	0722
■ 6. Leaves.....	5555
■ 7. Leaves.....	5743
■ 8. Leaves.....	5542
■ 9. Leaves.....	5552
■ 10. Rock and Veil Detail	3572
■ 11. Veil Shading	0874
■ 12. Veil and Rocks Highlights.....	4071
□ 13. Veil Highlights.....	0015
■ 14. Veil Highlights.....	0660
■ 15. Seam	0020

Note: Some designs in this collection may have been created using unique special stitches and/or techniques. To preserve design integrity when rescaling or rotating designs in your software, always rescale or rotate designs using the handles directly on-screen.

80301-05 Tile 5

Size Inches: Size mm: Stitch Count:
6.83 X 4.62 in. 173.5 X 117.3 mm 41796 St.



■ 1. Rocks Shading	3265
■ 2. Rocks Shading	0138
■ 3. Rocks Shading	3274
■ 4. Rocks and Veil Detail	3572
■ 5. Veil Shading	0874
■ 6. Veil Highlights	4071
■ 7. Dress Highlights	0131
■ 8. Veil Highlights	0660
■ 9. Veil Highlights	3971
□ 10. Veil Highlights	0015
■ 11. Dress Shading	3444
■ 12. Dress Shading	3852
■ 13. Dress Highlights	0145
■ 14. Seam	0020

80301-06 Tile 6

Size Inches: Size mm: Stitch Count:
6.81 X 4.59 in. 173.0 X 116.6 mm 32995 St.



■ 1. Rocks Shading	3265
■ 2. Rocks and Veil Shading	0138
■ 3. Rocks Shading	3274
■ 4. Ground	0945
■ 5. Dark Brown Hay and Shading	1154
■ 6. Gold Hay	0822
■ 7. Veil and Rocks Detail	3572
■ 8. Veil Shading	0874
■ 9. Veil Shading	3444
■ 10. Veil Shading	3852
■ 11. Veil Highlights	4071
■ 12. Veil Highlights	3971
□ 13. Veil Highlights	0015
■ 14. Veil Highlights	0660
■ 15. Tan Hay	0552
■ 16. Seam	0020

Note: Some designs in this collection may have been created using unique special stitches and/or techniques. To preserve design integrity when rescaling or rotating designs in your software, always rescale or rotate designs using the handles directly on-screen.

80301-07 Tile 7


Size Inches: Size mm: Stitch Count:
6.79 X 4.55 in. 172.5 X 115.6 mm 36340 St.



■ 1. Veil Shading	0138
■ 2. Ground	0945
■ 3. Dark Brown Hay and Shading	1154
■ 4. Gold Hay	0822
■ 5. Veil Detail	3572
■ 6. Veil Shading	0874
■ 7. Veil Highlights	4071
■ 8. Veil Highlights	3971
□ 9. Veil Highlights	0015
■ 10. Veil Highlights	0660
■ 11. Tan Hay	0552
■ 12. Seam	0020

80301-08 Tile 8

Size Inches: Size mm: Stitch Count:
6.81 X 4.53 in. 173.0 X 115.1 mm 34738 St.



■ 1. Veil Shading	0138
■ 2. Ground	0945
■ 3. Dark Brown Hay and Shading	1154
■ 4. Gold Hay	0822
■ 5. Veil	3572
■ 6. Veil Shading	0874
■ 7. Veil Highlights	4071
■ 8. Veil Highlights	3971
□ 9. Veil Highlights	0015
■ 10. Veil Highlights	0660
■ 11. Tan Hay	0552
■ 12. Blanket	1874
■ 13. Blanket Detail	0776
■ 14. Blanket Highlights	0874
■ 15. Seam	0020

Note: Some designs in this collection may have been created using unique special stitches and/or techniques. To preserve design integrity when rescaling or rotating designs in your software, always rescale or rotate designs using the handles directly on-screen.

80301-09 Tile 9


Size Inches: Size mm: Stitch Count:
6.83 X 4.55 in. **173.5 X 115.6 mm** **21029 St.**



■ 1. Sky Shading	3743
■ 2. Sky Shading	3953
■ 3. Sky Shading	3951
■ 4. Sky Highlights.....	4071
□ 5. Stars	0015
■ 6. Leaves	5555
■ 7. Leaves	5743
■ 8. Leaves	5542
■ 9. Leaves	5552
■ 10. Branches	1874
■ 11. Branches Shading	0722
■ 12. Branches Highlights	0874
■ 13. Branches Highlights	4071
■ 14. Star Highlights	0270
■ 15. Seam	0020

80301-10 Tile 10

Size Inches: Size mm: Stitch Count:
6.88 X 4.61 in. **174.8 X 117.1 mm** **32028 St.**




■ 1. Sky Shading	3743
■ 2. Sky Shading	3953
■ 3. Sky Shading	3951
■ 4. Sky and Star Highlights	4071
□ 5. Stars	0015
■ 6. Leaves	5555
■ 7. Leaves	5743
■ 8. Leaves	5542
■ 9. Leaves	5552
■ 10. Branches	1874
■ 11. Branches Shading	0722
■ 12. Branches Highlights	0874
■ 13. Branches Highlights	4071
■ 14. Star Highlights	0270
■ 15. Seam	0020

Note: Some designs in this collection may have been created using unique special stitches and/or techniques. To preserve design integrity when rescaling or rotating designs in your software, always rescale or rotate designs using the handles directly on-screen.

80301-11 Tile 11

Size Inches: Size mm: Stitch Count:
6.78 X 4.66 in. **172.2 X 118.4 mm** **22714 St.**
























■ 1. Sky Shading	3743
■ 2. Leaves	5555
■ 3. Leaves	5743
■ 4. Leaves	5542
■ 5. Leaves	5552
■ 6. Branches	1874
■ 7. Branches and Head Shading	0722
■ 8. Branches and Veil Shading	0874
■ 9. Head	0934
■ 10. Hair	0134
■ 11. Veil Detail	3572
■ 12. Veil Highlights	0131
■ 13. Veil Shading	0184
■ 14. Veil Highlights	4071
□ 15. Veil Highlights	0015
■ 16. Hair Highlights	0861
■ 17. Veil and Hair Highlights	0660
■ 18. Seam	0020

Note: Some designs in this collection may have been created using unique special stitches and/or techniques. To preserve design integrity when rescaling or rotating designs in your software, always rescale or rotate designs using the handles directly on-screen.

80301-12 Tile 12

Size Inches: Size mm: Stitch Count:
6.81 X 4.71 in. 173.0 X 119.6 mm 31085 St.

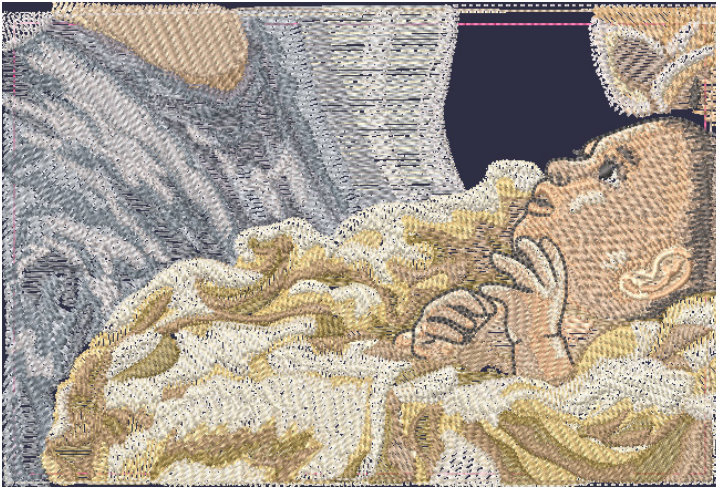


	1. Veil.....	0660
	2. Veil Shading	3953
	3. Face Detail	1123
	4. Skin	1140
	5. Skin Shading	1141
	6. Skin and Hair Shading.....	0934
	7. Face Highlights.....	1362
	8. Hair and Face Detail.....	0134
	9. Veil Detail	3572
	10. Shirt Shading.....	3852
	11. Veil Shading	0874
	12. Face Highlights.....	0184
	13. Hair Shading.....	0722
	14. Veil Highlights.....	4071
	15. Veil Highlights.....	0015
	16. Robe Shading.....	1133
	17. Robe Shading.....	0853
	18. Robe and Veil Highlights	0660
	19. Robe Highlights	4071
	20. Seam.....	0020

Note: Some designs in this collection may have been created using unique special stitches and/or techniques. To preserve design integrity when rescaling or rotating designs in your software, always rescale or rotate designs using the handles directly on-screen.

80301-13 Tile 13

Size Inches: Size mm: Stitch Count:
6.79 X 4.56 in. 172.5 X 115.8 mm 53180 St.



	1. Blanket and Veil Detail	0660
	2. Blanket Detail	0741
	3. Neck Shading	1123
	4. Neck Shading	0853
	5. Dress and Veil Shading	3953
	6. Dress Shading	3444
	7. Dress and Veil Detail	3572
	8. Dress Shading	3852
	9. Dress Highlights	0145
	10. Blanket Shading	0747
	11. Blanket Shading and Mouth	0853
	12. Skin Shading	1061
	13. Skin	1060
	14. Skin Shading	1141
	15. Skin Shading	0934
	16. Blanket Highlights	0670
	17. Robe Detail	1133
	18. Blanket and Robe Highlights	0270
	19. Hair and Robe Shading	0722
	20. Hair and Skin Detail	0134
	21. Veil Highlights	0015
	22. Robe Highlights	0660
	23. Robe and Veil Highlights	4071
	24. Seam	0020

Note: Some designs in this collection may have been created using unique special stitches and/or techniques. To preserve design integrity when rescaling or rotating designs in your software, always rescale or rotate designs using the handles directly on-screen.

80301-14 Tile 14

Size Inches: Size mm: Stitch Count:
6.81 X 4.67 in. **173.0 X 118.6 mm** **49514 St.**



■ 1. Ground	0945
■ 2. Dark Brown Hay	1154
■ 3. Gold Hay	0822
■ 4. Blanket and Dress Highlights	0660
■ 5. Blanket Shading	0741
■ 6. Skin Shading	1123
■ 7. Skin Shading	0853
■ 8. Dress Shading.....	3953
■ 9. Dress Shading.....	3444
■ 10. Veil Shading	0138
■ 11. Dress and Veil Detail	3572
■ 12. Dress Shading.....	3852
■ 13. Dress Highlights	0145
■ 14. Dress Shading.....	0874
■ 15. Dress and Veil Highlights	4071
■ 16. Veil Highlights.....	3971
■ 17. Veil Highlights.....	0015
■ 18. Blanket Shading	0747
■ 19. Blanket Shading	0853
■ 20. Skin Highlights.....	1061
■ 21. Blanket Highlights.....	0670
■ 22. Blanket Highlights.....	0270
■ 23. Tan Hay	0552
■ 24. Seam.....	0020

Note: Some designs in this collection may have been created using unique special stitches and/or techniques. To preserve design integrity when rescaling or rotating designs in your software, always rescale or rotate designs using the handles directly on-screen.

80301-15 Tile 15

Size Inches: Size mm: Stitch Count:
6.81 X 4.60 in. 173.0 X 116.8 mm 34149 St.



■ 1. Dress Shading.....	3953
■ 2. Veil Shading	3444
■ 3. Veil Shading	0138
■ 4. Dress and Veil Detail	3572
■ 5. Dress Shading.....	3852
■ 6. Dress Highlights	0145
■ 7. Veil Shading	0874
■ 8. Rope.....	0933
■ 9. Rope Detail.....	0932
■ 10. Rope Detail.....	0552
■ 11. Veil Highlights.....	4071
■ 12. Veil Highlights.....	3971
□ 13. Veil Highlights.....	0015
■ 14. Seam.....	0020

80301-16 Tile 16

Size Inches: Size mm: Stitch Count:
6.83 X 4.57 in. 173.5 X 116.1 mm 36649 St.




■ 1. Dress Shading.....	3444
■ 2. Veil Shading	0138
■ 3. Veil and Dress Highlights	3572
■ 4. Dress Shading.....	3852
■ 5. Veil Highlights.....	4071
■ 6. Veil Shading	0874
■ 7. Veil Highlights.....	3971
□ 8. Veil Highlights.....	0015
■ 9. Ground	0945
■ 10. Dark Brown Hay	1154
■ 11. Gold Hay	0822
■ 12. Rope.....	0933
■ 13. Rope Detail.....	0932
■ 14. Rope Detail and Tan Hay	0552
■ 15. Seam.....	0020

Note: Some designs in this collection may have been created using unique special stitches and/or techniques. To preserve design integrity when rescaling or rotating designs in your software, always rescale or rotate designs using the handles directly on-screen.

80301-17 Tile 17


Size Inches: Size mm: Stitch Count:
6.81 X 4.55 in. 173.0 X 115.6 mm 17084 St.



■ 1. Sky Shading	3743
■ 2. Sky Shading	3953
■ 3. Sky Shading	3951
■ 4. Sky Highlights.....	4071
□ 5. Stars	0015
■ 6. Roof Beam	2776
■ 7. Roof Detail.....	1874
■ 8. Roof Detail.....	0722
■ 9. Roof Detail.....	0874
■ 10. Roof Detail.....	0672
■ 11. Roof Highlights	4071
■ 12. Seam	0020

80301-18 Tile 18

Size Inches: Size mm: Stitch Count:
6.85 X 4.67 in. 174.0 X 118.6 mm 11485 St.



■ 1. Sky Shading	3743
■ 2. Sky Shading	3953
■ 3. Sky Shading	3951
■ 4. Sky Highlights.....	4071
□ 5. Stars	0015
■ 6. Staff and Headdress Shading	0722
■ 7. Headdress Shading	0874
■ 8. Headdress Shading.....	0672
■ 9. Headdress Highlights	0870
■ 10. Staff Shading.....	1154
■ 11. Staff Shading.....	1346
■ 12. Staff Shading.....	1032
■ 13. Headdress and Staff Highlights	4071
■ 14. Headdress Highlights	0660
■ 15. Seam	0020

Note: Some designs in this collection may have been created using unique special stitches and/or techniques. To preserve design integrity when rescaling or rotating designs in your software, always rescale or rotate designs using the handles directly on-screen.

80301-19 Tile 19

Size Inches: Size mm: Stitch Count:
6.69 X 4.51 in. 169.9 X 114.6 mm 34808 St.

























■ 1. Sky Shading	3743
■ 2. Sky Shading	3953
■ 3. Staff/Skin and Headdress Shading	0722
■ 4. Headdress and Hand Shading	0874
■ 5. Hair	0134
■ 6. Headdress Shading	0672
■ 7. Headdress Highlights	0870
■ 8. Headdress Highlights	0270
■ 9. Skin	1141
■ 10. Skin Shading	1123
■ 11. Skin and Headdress Shading	0853
■ 12. Hair and Face Detail	4174
■ 13. Hair	3274
■ 14. Skin and Headdress Highlights	1060
■ 15. Staff Shading	1154
■ 16. Staff Shading	1346
■ 17. Staff Shading	1032
■ 18. Headdress Shading	1133
■ 19. Headdress Highlights	0660
■ 20. Headdress and Staff Highlights	4071
■ 21. Seam	0020

Note: Some designs in this collection may have been created using unique special stitches and/or techniques. To preserve design integrity when rescaling or rotating designs in your software, always rescale or rotate designs using the handles directly on-screen.

80301-20 Tile 20

Size Inches: Size mm: Stitch Count:
6.79 X 4.62 in. 172.5 X 117.3 mm 40119 St.



	1. Staff/Skin/Robe and Headdress Shading.....	0722
	2. Headdress Shading.....	0874
	3. Beard and Arm Shading.....	0134
	4. Headdress Shading.....	0672
	5. Headdress and Robe Highlights.....	0870
	6. Headdress and Robe Highlights.....	0270
	7. Skin.....	1141
	8. Skin and Robe Shading.....	1123
	9. Skin and Robe Shading.....	0853
	10. Beard.....	4174
	11. Beard.....	3274
	12. Skin and Headdress Highlights.....	1060
	13. Staff Shading.....	1154
	14. Staff Shading.....	1346
	15. Headdress Shading.....	0874
	16. Staff Shading.....	1032
	17. Robe Shading.....	1133
	18. Robe Shading.....	0945
	19. Robe Shading.....	0941
	20. Robe and Headdress Highlights.....	0660
	21. Robe and Headdress Highlights.....	4071
	22. Seam.....	0020

Note: Some designs in this collection may have been created using unique special stitches and/or techniques. To preserve design integrity when rescaling or rotating designs in your software, always rescale or rotate designs using the handles directly on-screen.

80301-21 Tile 21

Size Inches: Size mm: Stitch Count:
6.83 X 4.71 in. **173.5 X 119.6 mm** **38334 St.**



■ 1. Robe/Skin and Staff Shading	0722
■ 2. Robe Shading.....	0134
■ 3. Skin	1141
■ 4. Skin and Robe Shading.....	1123
■ 5. Robe Shading.....	0853
■ 6. Skin and Robe Highlights	1060
■ 7. Robe Detail.....	1133
■ 8. Robe Shading and Belt	0945
■ 9. Robe Shading and Belt	0941
■ 10. Robe and Blanket Highlights	0660
■ 11. Belt Detail	0932
■ 12. Staff Shading.....	1154
■ 13. Staff Shading.....	1346
■ 14. Staff Shading.....	1032
■ 15. Robe and Head Shading.....	1061
■ 16. Blanket Shading	0741
■ 17. Robe/Blanket and Staff Highlilghts	0670
■ 18. Head Shading.....	0722
■ 19. Hair.....	0134
■ 20. Seam.....	0020

Note: Some designs in this collection may have been created using unique special stitches and/or techniques. To preserve design integrity when rescaling or rotating designs in your software, always rescale or rotate designs using the handles directly on-screen.

80301-22 Tile 22

Size Inches: Size mm: Stitch Count:
6.84 X 4.65 in. **173.7 X 118.1 mm** **34491 St.**



■ 1. Staff and Robe Shading	0722
■ 2. Robe Shading.....	0134
■ 3. Robe Shading.....	1123
■ 4. Robe Shading.....	0853
■ 5. Robe Shading.....	1133
■ 6. Ground/Robe and Belt.....	0945
■ 7. Belt Shading	0941
■ 8. Robe Highlights	0660
■ 9. Staff Shading and Dark Brown Hay.....	1154
■ 10. Belt Detail	0932
■ 11. Staff Shading.....	1346
■ 12. Staff Detail.....	1032
■ 13. Robe Shading.....	1061
■ 14. Gold Hay	0822
■ 15. Staff Highlights	4071
■ 16. Seam.....	0020

Note: Some designs in this collection may have been created using unique special stitches and/or techniques. To preserve design integrity when rescaling or rotating designs in your software, always rescale or rotate designs using the handles directly on-screen.

80301-23 Tile 23

Size Inches: Size mm: Stitch Count:
6.82 X 4.64 in. **173.2 X 117.9 mm** **39759 St.**



■ 1. Robe and Staff Shading	0722
■ 2. Robe Shading.....	0134
■ 3. Robe Shading.....	1133
■ 4. Robe Shading.....	1123
■ 5. Robe Shading.....	0853
■ 6. Dress Shading.....	3444
■ 7. Robe and Belt Shading	0945
■ 8. Belt Shading	0941
■ 9. Robe Highlights	0660
■ 10. Belt Shading	0932
■ 11. Staff Shading.....	1154
■ 12. Staff Shading.....	1346
■ 13. Dress and Veil Highlights	3572
■ 14. Staff Shading.....	1032
■ 15. Robe Shading.....	0741
■ 16. Dress Shading.....	3852
■ 17. Belt Detail	4174
■ 18. Veil and Staff Highlights	4071
■ 19. Seam.....	0020

Note: Some designs in this collection may have been created using unique special stitches and/or techniques. To preserve design integrity when rescaling or rotating designs in your software, always rescale or rotate designs using the handles directly on-screen.

80301-24 Tile 24

Size Inches: Size mm: Stitch Count:
6.81 X 4.56 in. **173.0 X 115.8 mm** **28319 St.**




■ 1. Ground	0945
■ 2. Staff and Robe Shading	0722
■ 3. Dark Brown Hay	1154
■ 4. Dress Shading	3444
■ 5. Dress Highlights	3572
■ 6. Robe Shading	0134
■ 7. Robe Shading	1133
■ 8. Robe Shading	1123
■ 9. Robe Shading	0853
■ 10. Robe Highlights	0660
■ 11. Staff Shading	1346
■ 12. Staff Shading	1032
■ 13. Robe Shading	0741
■ 14. Robe Shading	0941
■ 15. Robe Highlights	0270
■ 16. Gold Hay	0822
■ 17. Tan Hay	0552
■ 18. Staff Highlights	4071
■ 19. Seam	0020

Note: Some designs in this collection may have been created using unique special stitches and/or techniques. To preserve design integrity when rescaling or rotating designs in your software, always rescale or rotate designs using the handles directly on-screen.

80301-25 Tile 25


Size Inches: Size mm: Stitch Count:
6.81 X 4.66 in. 173.0 X 118.4 mm 28074 St.



■ 1. Sky Shading	3743
■ 2. Sky Shading	3953
■ 3. Sky Shading	3951
■ 4. Sky Highlights.....	4071
■ 5. Rocks Shading	3265
■ 6. Rocks Shading	0138
■ 7. Rocks Shading	3274
■ 8. Rocks Detail	3572
■ 9. Roof and Post.....	2776
■ 10. Roof Detail.....	1874
■ 11. Roof Detail.....	0722
■ 12. Roof Detail.....	0874
■ 13. Roof Detail.....	0672
■ 14. Roof and Rocks Highlights	4071
■ 15. Seam	0020

80301-26 Tile 26

Size Inches: Size mm: Stitch Count:
6.81 X 4.63 in. 173.0 X 117.6 mm 26448 St.




■ 1. Sky Shading	3743
■ 2. Sky Shading	3953
■ 3. Sky Shading	3951
□ 4. Stars	0015
■ 5. Rocks Shading	3265
■ 6. Rocks Shading	0138
■ 7. Rocks Shading	3274
■ 8. Rocks Detail	3572
■ 9. Post Shading	2776
■ 10. Post Shading	1874
■ 11. Post Shading	0722
■ 12. Post Shading	0874
■ 13. Post Shading	0672
■ 14. Post and Rock Highlights	4071
■ 15. Seam	0020

Note: Some designs in this collection may have been created using unique special stitches and/or techniques. To preserve design integrity when rescaling or rotating designs in your software, always rescale or rotate designs using the handles directly on-screen.

80301-27 Tile 27

Size Inches: Size mm: Stitch Count:
6.77 X 4.57 in. 172.0 X 116.1 mm 34934 St.



■ 1. Sky Shading	3743
■ 2. Sky Shading	3953
■ 3. Rocks Shading	3265
■ 4. Rocks Shading	0138
■ 5. Rocks Shading	3274
■ 6. Rocks Detail	3572
■ 7. Post Shading	2776
■ 8. Post Shading	1874
■ 9. Post and Headdress Shading.....	0722
■ 10. Post and Headdress Shading.....	0874
■ 11. Post and Headdress Shading.....	0672
■ 12. Headdress Highlights	0870
■ 13. Post/Rocks and Headdress Highlights	4071
■ 14. Seam	0020

Note: Some designs in this collection may have been created using unique special stitches and/or techniques. To preserve design integrity when rescaling or rotating designs in your software, always rescale or rotate designs using the handles directly on-screen.

80301-28 Tile 28

Size Inches: Size mm: Stitch Count:
6.77 X 4.59 in. 172.0 X 116.6 mm 35587 St.



■ 1. Rocks Shading	3265
■ 2. Rocks Shading	0138
■ 3. Rocks Shading	3274
■ 4. Rocks Detail	3572
■ 5. Post and Vase Shading	2776
■ 6. Post Shading	1874
■ 7. Post/Vase and Headdress Shading	0722
■ 8. Post/Vase and Headdress Shading	0874
■ 9. Post/Vase and Headdress Shading	0672
■ 10. Vase and Headdress Highlights	0870
■ 11. Vase and Headdress Shading	0945
■ 12. Vase and Headdress Shading	0853
■ 13. Headdress Shading	1133
■ 14. Headdress Shading	0941
■ 15. Headdress Highlights	0660
■ 16. Headdress Highlights	0270
■ 17. Vase/ Post and Headdress Highlights	4071
■ 18. Seam	0020

Note: Some designs in this collection may have been created using unique special stitches and/or techniques. To preserve design integrity when rescaling or rotating designs in your software, always rescale or rotate designs using the handles directly on-screen.

80301-29 Tile 29

Size Inches: Size mm: Stitch Count:
6.76 X 4.62 in. 171.7 X 117.3 mm 33217 St.



■ 1. Post and Robe Shading	1874
■ 2. Rock Shading	3265
■ 3. Rock Shading	0138
■ 4. Vase and Background Shading	2776
■ 5. Vase/Robe and Headdress Shading	0722
■ 6. Headdress and Vase Shading	0874
■ 7. Headdress and Vase Shading	0672
■ 8. Robe/Headdress and Vase Highlights.....	0870
■ 9. Robe/Headdress and Vase Shading	0945
■ 10. Robe/Headdress and Vase Shading	0853
■ 11. Robe Shading.....	1133
■ 12. Robe Shading.....	0941
■ 13. Robe Highlights	0660
■ 14. Robe Highlights	0270
■ 15. Headdress Highlights	4071
■ 16. Seam	0020

80301-30 Tile 30

Size Inches: Size mm: Stitch Count:
6.76 X 4.63 in. 171.7 X 117.6 mm 25721 St.



■ 1. Ground	0945
■ 2. Dark Brown Hay	1154
■ 3. Gold Hay	0822
■ 4. Robe Shading.....	0722
■ 5. Robe Shading.....	0874
■ 6. Robe Highlights	0672
■ 7. Robe Highlights	0870
■ 8. Robe and Ground Shading.....	0747
■ 9. Robe Shading.....	0853
■ 10. Robe Shading.....	1133
■ 11. Robe and Belt Shading	0941
■ 12. Robe Highlights	0660
■ 13. Robe Highlights	0270
■ 14. Belt Detail	0932
■ 15. Belt and Ground Detail	4174
■ 16. Seam	0020

Note: Some designs in this collection may have been created using unique special stitches and/or techniques. To preserve design integrity when rescaling or rotating designs in your software, always rescale or rotate designs using the handles directly on-screen.

80301-31 Tile 31


Size Inches: Size mm: Stitch Count:
6.82 X 4.64 in. **173.2 X 117.9 mm** **43069 St.**



■ 1. Ground	0945
■ 2. Dark Brown Hay	1154
■ 3. Gold Hay	0822
■ 4. Robe Shading.....	0722
■ 5. Robe Highlights	0672
■ 6. Robe Highlights	0870
■ 7. Robe Shading and Belt	0945
■ 8. Robe Shading.....	0853
■ 9. Robe Detail.....	1133
■ 10. Robe and Belt Detail	0941
■ 11. Robe Highlights	0660
■ 12. Robe Highlights	0270
■ 13. Belt Detail	0932
■ 14. Belt Detail	4174
■ 15. Seam	0020

80301-32 Tile 32

Size Inches: Size mm: Stitch Count:
6.80 X 4.70 in. **172.7 X 119.4 mm** **25904 St.**



■ 1. Ground	0945
■ 2. Robe Shading.....	0134
■ 3. Dark Brown Hay	1154
■ 4. Gold Hay	0822
■ 5. Robe Shading.....	0722
■ 6. Robe Shading.....	0672
■ 7. Robe Highlights	0870
■ 8. Robe Shading.....	0945
■ 9. Robe Shading.....	0853
■ 10. Robe Shading.....	1133
■ 11. Robe Shading.....	0941
■ 12. Robe Highlights	0660
■ 13. Robe Highlights	0270
■ 14. Robe Shading.....	0741
■ 15. Tan Hay	0552
■ 16. Seam	0020

Stabilizer

- 2 rolls Heavy Weight TearAway Stabilizer 15" (or 2.75 rolls of 10")
- 1 roll Fusible Woven CutAway
- **Note** - These yardages assume that stabilizer and fabrics will be cut 10" x 15" for hooping. More or less fabric and/or stabilizer may be needed depending on the size hoop used or if more than one tile is stitched per hooping.


Supplies

- OESD embroidery collection O Holy Night Tiling Scene by Dona Gelsinger #80301
- OESD bobbin thread
- Water soluble thread or invisible thread (optional)
- Temporary spray adhesive
- 3 1/3-yard solid navy fabric for tiles
- Batting 32" x 40"
- 1 yard backing
- 1/3 yard fabric for binding, cut 4 strips width of fabric x 2 1/2" strips and stitch together at 45° angle to make one long strip.
- Perfect Embroidery Press Cloth (optional)
- Perfect Point and Press Tool (optional)

Isacord Thread Colors

0015 White	0861 Tantone	1874 Pewter
0020 Black	0870 Muslin	2776 Black Chrome
0131 Smoke	0874 Gravel	3265 Slate Gray
0134 Smoky	0932 Nutmeg	3274 Battleship Gray
0138 Heavy Storm	0933 Redwood	3444 Concord
0145 Skylight	0934 Fawn	3572 Summer Grey
0184 Pearl	0941 Golden Grain	3743 Harbor
0270 Buttercream	0945 Pine Park	3852 Manatee
0552 Flax	1032 Bronze	3951 Azure Blue
0660 Vanilla	1060 Shrimp Pink	3953 Ocean Blue
0670 Cream	1061 Taupe	3971 Silver
0672 Baquette	1123 Caramel Cream	4071 Glacier Green
0722 Khaki	1133 Peru	4174 Charcoal
0741 Wheat	1140 Meringue	5542 Garden Moss
0747 Golden Brown	1141 Tan	5552 Palm Leaf
0776 Sage	1154 Penny	5555 Deep Green
0822 Palomino	1346 Cinnamon	5743 Asparagus
0853 Pecan	1362 Shrimp	

DIAGRAM



EMBROIDERY



STEPS

- Embroider one of each design file 80301-01 through 80301-32. For each hooping, cut the following 10" x 15", or large enough to hoop:
 - 1 piece of Fusible Woven
 - 2 pieces of HeavyWeight TearAway
 - 1 piece of navy fabric
- Apply Fusible Woven to the back of the navy fabric per package directions. Baste remaining layers together with temporary spray adhesive. Hoop securely.
- The last color change in each block is called "Seam". This stitch is very important in the process of assembling the wall hanging. Stitch the top color in a thread that blends with the fabric, invisible thread or water-soluble thread. For the bobbin, use red or another easily visible color. Use this line as a guide when trimming the blocks.
- After embroidery is complete, remove stabilizer from the seam allowance. Leave stabilizer in the open areas of the individual tiles. Then, trim away excess fabric ½" away from the "Seam." Trim from the back (with quilt top facing down) so you can easily see the seam line.

ASSEMBLY



STEP 1

- The quilt is assembled in four columns of eight blocks, and then these columns will be stitched together to form the quilt.
- Place block 80301-01 right sides together with block 80301-02. Stitch together along the bottom edge of 80301-01 and top edge of 80301-02. Use a seam guide to help you keep a consistent $\frac{1}{2}$ " seam, and stitch each seam a hair to the inside of each seam line.
- Another option is to assemble the blocks in groups of 4 (i.e. blocks 1+2 and 9+10). Then assemble the groupings in groups of four until the quilt is completely assembled.

STEP 2

- Use a $\frac{1}{2}$ " seam for all blocks and press all seams open. Using a $\frac{1}{2}$ " seam and pressing each seam open will help the quilt to lie flat when complete. Press with steam to set the seam.
- **Tip:** Use the larger ball end of the Expert Point & Press Tool to open the seam, before pressing with an iron.

STEP 3

- Stitch the remaining blocks (80301-01 through 80301-08) to form column 1.
- Repeat this process for each of the 4 columns.
- Stitch the columns together to form the quilt top.
- Layer the backing, batting and quilt top together. Baste all layers with temporary spray adhesive. Stitch in the ditch to quilt the layers together. Use a coordinating thread to blend with the quilt top. Use an edgestitch foot to improve accuracy.

STEP 4

- Square up the quilt top, batting, and backing by trimming away the outer border to $\frac{1}{4}$ " from the outer seam line all the way around the quilt.

STEP 5

- Zig-Zag over the edge of the quilt to seal edges together.
- Stitch on binding as desired.
- Finished Size: 26" x 34"

COMPLETED

