

ENCHANTED SANTA

BY DONA GELSINGER



1

Design

Fits hoop sizes 5" x 7" and larger

THREAD LIST



Isacord Thread Colors

0010 Silky White	1055 Bark	3852 Manatee
0020 Black	1140 Meringue	5643 Green Dust
0128 Navajo	1521 Flamingo	5833 Limabean
0184 Pearl	1725 Terra Cotta	6071 Old Lace
0442 Tarnished Gold	1760 Twine	7013 (S14) Mayan Gold
0520 Daffodil	1776 Blackberry	7029 (AN3) Pearlescence Light Blue (Yenmet)
0576 Very Dark Brown	1874 Pewter	7033 (AN7) Pearlescence Purple (Yenmet)
0721 Antique	2022 Rio Red	
0741 Wheat	2051 Teaberry	
0763 Dark Rattan	2764 Violet	
0934 Fawn	3572 Summer Grey	


DESIGNS

Note: Some designs in this collection may have been created using unique special stitches and/or techniques. To preserve design integrity when rescaling or rotating designs in your software, always rescale or rotate designs using the handles directly on-screen.

*Fabric Required

80316-01 Tile 1

Size Inches: Size mm: Stitch Count:
6.79 X 4.55 in. **172.5 X 115.6 mm** **14131 St.**



■ 1. Dark Gray Branch Shading	1874
■ 2. Tan Branch Shading	0763
■ 3. Dark Green Needles.....	5643
■ 4. Off White Snow	0184
■ 5. Dark Brown Shading	0576
■ 6. Light Green Needles	5833
■ 7. Light Tan Pinecone Shading	0934
■ 8. White Snow	0010
■ 9. Gold Needles.....	0442
■ 10. Seam	0020



















Note: Some designs in this collection may have been created using unique special stitches and/or techniques. To preserve design integrity when rescaling or rotating designs in your software, always rescale or rotate designs using the handles directly on-screen.

***Fabric Required**

80316-02 Tile 2

Size Inches: Size mm: Stitch Count:
6.76 X 4.51 in. 171.7 X 114.6 mm 10459 St.



	1. Light Gray Sky Shading.....	3572
	2. Dark Green Needles.....	5643
	3. Light Green Needles	5833
	4. Gold Needles.....	0442
	5. Dark Brown Pinecone Shading	0576
	6. Light Tan Pinecone Shading.....	0934
	7. White Snow	0010
	8. Blue Stars.....	7033
	9. Tan Tassel Shading	0763
	10. Gold Tassel Shading	0721
	11. Gold Metallic Tassel Shading	7013
	12. Yellow Tassel Shading.....	0520
	13. Dark Red Shading	2022
	14. Dark Maroon Shading	1776
	15. Medium Red Shading.....	1725
	16. Light Red Shading.....	1521
	17. White Hair Shading	0010
	18. Seam.....	0020


Note: Some designs in this collection may have been created using unique special stitches and/or techniques. To preserve design integrity when rescaling or rotating designs in your software, always rescale or rotate designs using the handles directly on-screen.

***Fabric Required**

80316-03 Tile 3

Size Inches: Size mm: Stitch Count:
6.78 X 4.49 in. 172.2 X 114.0 mm 17285 St.



	1. Light Gray Sky Shading.....	3572
	2. Off White Sky Shading	0184
	3. Purple Sky Shading.....	2764
	4. Tan Tassel Shading	0763
	5. Gold Tassel Shading	0721
	6. Gold Metallic Tassel Shading	7013
	7. Yellow Tassel Shading.....	0520
	8. Yellow Stars.....	0520
	9. Light Blue Stars	7029
	10. Dark Red Coat Shading	2022
	11. Dark Maroon Coat Shading.....	1776
	12. Medium Red Coat Shading	1725
	13. Light Red Coat Shading	1521
	14. Tan Beard Shading.....	6071
	15. Off White Beard Shading.....	0184
	16. White Beard Shading	0010
	17. Seam.....	0020

Note: Some designs in this collection may have been created using unique special stitches and/or techniques. To preserve design integrity when rescaling or rotating designs in your software, always rescale or rotate designs using the handles directly on-screen.

***Fabric Required**

80316-04 Tile 4

Size Inches: Size mm: Stitch Count:
6.76 X 4.50 in. 171.7 X 114.3 mm 20793 St.




	1. Light Gray Sky Shading.....	3572
	2. Light Blue Stars	7029
	3. Blue Star.....	7033
	4. Dark Red Coat Shading	2022
	5. Dark Maroon Coat Shading.....	1776
	6. Medium Red Coat Shading	1725
	7. Light Red Coat Shading	1521
	8. Seam.....	0020

***Fabric Required**

80316-05 Tile 5

Size Inches: Size mm: Stitch Count:
6.78 X 4.55 in. 172.2 X 115.6 mm 18607 St.



	1. Light Gray Sky Shading.....	3572
	2. Light Blue Star.....	7029
	3. Blue Star.....	7033
	4. Dark Red Coat Shading	2022
	5. Dark Maroon Coat Shading.....	1776
	6. Medium Red Coat Shading	1725
	7. Light Red Coat Shading	1521
	8. Coat Trim Tan Shading.....	6071
	9. Coat Trim Off White Shading.....	0184
	10. Coat Trim White Shading	0010
	11. Seam.....	0020



















Note: Some designs in this collection may have been created using unique special stitches and/or techniques. To preserve design integrity when rescaling or rotating designs in your software, always rescale or rotate designs using the handles directly on-screen.

***Fabric Required**

80316-06 Tile 6

Size Inches: Size mm: Stitch Count:
6.79 X 4.54 in. 172.5 X 115.3 mm 13918 St.



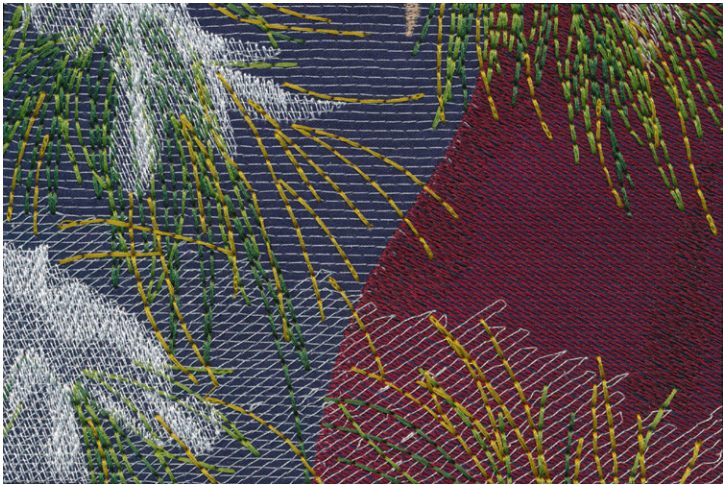
	1. Light Gray Sky Shading.....	3572
	2. Light Blue Star.....	7029
	3. Blue Stars.....	7033
	4. Dark Red Coat Shading	2022
	5. Dark Maroon Coat Shading.....	1776
	6. Medium Red Coat Shading	1725
	7. Light Red Coat Shading	1521
	8. Dark Gray Branch Shading	1874
	9. Tan Branch Shading.....	0763
	10. Light Tan Branch Shading	0934
	11. Off White Snow Shading	0184
	12. Dark Green Needles.....	5643
	13. Light Green Needles	5833
	14. Coat Trim Tan Shading.....	6071
	15. Coat Trim Off White Shading.....	0184
	16. Coat Trim White Shading and Snow	0010
	17. Gold Needles.....	0442
	18. Seam.....	0020

Note: Some designs in this collection may have been created using unique special stitches and/or techniques. To preserve design integrity when rescaling or rotating designs in your software, always rescale or rotate designs using the handles directly on-screen.

***Fabric Required**

80316-07 Tile 7

Size Inches: Size mm: Stitch Count:
6.81 X 4.55 in. 173.0 X 115.6 mm 18684 St.



	1. Light Gray Sky Shading.....	3572
	2. Dark Red Coat Shading	2022
	3. Dark Maroon Coat Shading.....	1776
	4. Light Blue Shading	7029
	5. Light Tan Branch Shading	0934
	6. Dark Green Needles.....	5643
	7. Light Green Needles	5833
	8. Off White Snow Shading	0184
	9. White Snow	0010
	10. Gold Needles.....	0442
	11. Seam	0020

***Fabric Required**

80316-08 Tile 8

Size Inches: Size mm: Stitch Count:
6.87 X 4.54 in. 174.5 X 115.3 mm 19454 St.



	1. Light Gray Sky Shading.....	3572
	2. Dark Red Coat Shading	2022
	3. Light Blue Shading	7029
	4. Dark Green Needles.....	5643
	5. Light Green Needles	5833
	6. Off White Snow Shading	0184
	7. White Snow	0010
	8. Gold Needles.....	0442
	9. Seam	0020

Note: Some designs in this collection may have been created using unique special stitches and/or techniques. To preserve design integrity when rescaling or rotating designs in your software, always rescale or rotate designs using the handles directly on-screen.

***Fabric Required**

80316-09 Tile 9

Size Inches: Size mm: Stitch Count:
6.83 X 4.52 in. 173.5 X 114.8 mm 14363 St.



■ 1. Dark Gray Branch Shading	1874
■ 2. Tan Branch Shading	0763
■ 3. Light Green Needles	5833
■ 4. Blue Stars	7033
■ 5. Dark Red Hat Shading	2022
■ 6. Medium Red Hat Shading	1725
■ 7. Light Red Hat Shading	1521
■ 8. Tan Hat Trim Shading	6071
■ 9. Brown Hat Trim Shading	0763
■ 10. Off White Hat Trim Shading	0184
■ 11. Cream Hat Trim Shading	1140
■ 12. White Snow and Hat Trim Shading	0010
■ 13. Seam	0020

Note: Some designs in this collection may have been created using unique special stitches and/or techniques. To preserve design integrity when rescaling or rotating designs in your software, always rescale or rotate designs using the handles directly on-screen.

***Fabric Required**

80316-10 Tile 10

Size Inches: Size mm: Stitch Count:
6.79 X 4.52 in. 172.5 X 114.8 mm 41301 St.




■ 1. Dark Brown Shading	1874
■ 2. Medium Brown Face Shading	0934
■ 3. Tan Face Shading	1760
■ 4. Purple Face Shading	2051
■ 5. Red Face Shading	1521
■ 6. Yellow Face Highlights	0520
■ 7. Dark Red Hat Shading	2022
■ 8. Dark Maroon Hat Shading	1776
■ 9. Medium Red Hat Shading	1725
■ 10. Light Red Hat Shading	1521
■ 11. Dark Blue Eye Shading	3852
■ 12. Black Eye Shading	0020
■ 13. Off White Eye Shading	0184
■ 14. White Face Detail	0010
■ 15. Tan Hat Trim and Beard Shading	6071
■ 16. Off White Hat Trim and Beard Shading	0184
■ 17. Light Tan Hat Trim and Beard Shading	1140
■ 18. White Hat Trim and Beard Shading	0010
■ 19. Seam	0020

Note: Some designs in this collection may have been created using unique special stitches and/or techniques. To preserve design integrity when rescaling or rotating designs in your software, always rescale or rotate designs using the handles directly on-screen.

***Fabric Required**

80316-11 Tile 11

Size Inches: Size mm: Stitch Count:
6.82 X 4.56 in. 173.2 X 115.8 mm 36152 St.



	1. Dark Red Coat Shading	2022
	2. Dark Maroon Coat Shading.....	1776
	3. Medium Red Coat Shading	1725
	4. Tan Beard Shading.....	6071
	5. Brown Beard Shading	0763
	6. Off White Beard Shading.....	0184
	7. Light Tan Beard Shading.....	1140
	8. White Beard Shading	0010
	9. Seam.....	0020

***Fabric Required**

80316-12 Tile 12

Size Inches: Size mm: Stitch Count:
6.83 X 4.58 in. 173.5 X 116.3 mm 39767 St.



	1. Dark Red Coat Shading	2022
	2. Dark Maroon Coat Shading.....	1776
	3. Medium Red Coat Shading	1725
	4. Light Red Coat Shading	1521
	5. Tan Beard Shading.....	6071
	6. Off White Beard Shading.....	0184
	7. Light Tan Beard Shading.....	1140
	8. White Beard and Coat Trim Shading.....	0010
	9. Green Leaves.....	5833
	10. Leaf Shading	7029
	11. Gold Detail.....	0721
	12. Metallic Gold Shading	7013
	13. Light Yellow Highlights.....	0520
	14. Seam.....	0020






Note: Some designs in this collection may have been created using unique special stitches and/or techniques. To preserve design integrity when rescaling or rotating designs in your software, always rescale or rotate designs using the handles directly on-screen.

***Fabric Required**

80316-13 Tile 13

Size Inches: Size mm: Stitch Count:
6.84 X 4.59 in. 173.7 X 116.6 mm 46521 St.



	1. Dark Red Coat Shading	2022
	2. Dark Maroon Coat Shading.....	1776
	3. Medium Red Coat Shading	1725
	4. Light Red Coat Shading	1521
	5. Medium Brown Hand Shading.....	0934
	6. Dark Brown Hand Shading.....	0128
	7. Tan Face Hand Shading.....	1760
	8. Purple Hand Shading	2051
	9. Yellow Hand Shading	0520
	10. Tan Trim Shading	6071
	11. Brown Trim Shading.....	0763
	12. Off White Trim Shading	0184
	13. Light Tan Trim Shading.....	1140
	14. White Trim Shading.....	0010
	15. Seam.....	0020

Note: Some designs in this collection may have been created using unique special stitches and/or techniques. To preserve design integrity when rescaling or rotating designs in your software, always rescale or rotate designs using the handles directly on-screen.

***Fabric Required**

80316-14 Tile 14

Size Inches: Size mm: Stitch Count:
6.78 X 4.58 in. 172.2 X 116.3 mm 37846 St.




	1. Dark Red Coat Shading	2022
	2. Dark Maroon Coat Shading.....	1776
	3. Medium Red Coat Shading	1725
	4. Light Red Coat Shading	1521
	5. Belt	1055
	6. Dark Brown Belt Shading	0576
	7. Medium Brown Belt Shading	0763
	8. Finger	0934
	9. Tan Finger Shading	1760
	10. Purple Finger Shading.....	2051
	11. Gold Belt Trim and Lettering.....	0721
	12. Brown Belt Trim Shading.....	0763
	13. Belt Trim Light Gold Shading.....	0741
	14. Metallic Gold Shading	7013
	15. Tan Coat Trim Shading.....	6071
	16. Brown Coat Trim Shading	0763
	17. Off White Coat Trim Shading.....	0184
	18. White Coat Trim Shading	0010
	19. Off White Snow Shading	0184
	20. Dark Green Needles.....	5643
	21. Light Green Needles	5833
	22. Gold Needles.....	0442
	23. White Snow and Finger Shading.....	0010
	24. Seam	0020

Note: Some designs in this collection may have been created using unique special stitches and/or techniques. To preserve design integrity when rescaling or rotating designs in your software, always rescale or rotate designs using the handles directly on-screen.

***Fabric Required**

80316-15 Tile 15

Size Inches: Size mm: Stitch Count:
6.82 X 4.53 in. 173.2 X 115.1 mm 27410 St.




	1. Dark Red Coat Shading	2022
	2. Dark Maroon Coat Shading.....	1776
	3. Medium Red Coat Shading	1725
	4. Light Blue Shading	7029
	5. Dark Gray Branch Shading	1874
	6. Tan Branch Shading	0763
	7. Light Tan Branch Shading	0934
	8. Off White Snow Shading	0184
	9. Dark Green Needles.....	5643
	10. Light Green Needles	5833
	11. White Snow	0010
	12. Gold Needles.....	0442
	13. Seam.....	0020

***Fabric Required**

80316-16 Tile 16

Size Inches: Size mm: Stitch Count:
6.81 X 4.53 in. 173.0 X 115.1 mm 19220 St.



	1. Light Gray Sky Shading.....	3572
	2. Dark Red Coat Shading	2022
	3. Light Blue Shading	7029
	4. Dark Gray Branch Shading	1874
	5. Tan Branch Shading	0763
	6. Dark Green Needles.....	5643
	7. Off White Snow Shading	0184
	8. Light Green Needles	5833
	9. White Snow	0010
	10. Gold Needles.....	0442
	11. Seam.....	0020

Note: Some designs in this collection may have been created using unique special stitches and/or techniques. To preserve design integrity when rescaling or rotating designs in your software, always rescale or rotate designs using the handles directly on-screen.

***Fabric Required**

80316-17 Tile 17

Size Inches: Size mm: Stitch Count:
6.77 X 4.53 in. 172.0 X 115.1 mm 12176 St.



- 1. Dark Brown Pinecone Shading 0576
- 2. Light Tan Pinecone Shading..... 0934
- 3. Off White Snow and Trim Shading 0184
- 4. Dark Green Needles..... 5643
- 5. Light Green Needles 5833
- 6. White Snow and Trim Shading 0010
- 7. Gold Needles..... 0442
- 8. Light Gray Sky Shading..... 3572
- 9. Dark Blue Stars 7033
- 10. Light Blue Stars 7029
- 11. Seam 0020

***Fabric Required**

80316-18 Tile 18

Size Inches: Size mm: Stitch Count:
6.64 X 4.50 in. 168.7 X 114.3 mm 8787 St.



- 1. Light Gray Sky Shading..... 3572
- 2. Purple Sky Shading..... 2764
- 3. Blue Stars..... 7033
- 4. Tan Hat and Beard Shading 6071
- 5. Off White Hat and Beard Shading 0184
- 6. Cream Hat and Beard Shading 1140
- 7. White Hat and Beard Shading..... 0010
- 8. Light Blue Stars 7029
- 9. Dark Brown Pinecone Shading 0576
- 10. Finger and Tan Pinecone Shading 0934
- 11. Yellow Finger Shading..... 0741
- 12. Tan Finger Shading 1140
- 13. Brown Finger Shading..... 0763
- 14. Seam 0020

Note: Some designs in this collection may have been created using unique special stitches and/or techniques. To preserve design integrity when rescaling or rotating designs in your software, always rescale or rotate designs using the handles directly on-screen.

***Fabric Required**

80316-19 Tile 19

Size Inches: Size mm: Stitch Count:
6.82 X 4.54 in. 173.2 X 115.3 mm 36359 St.



	1. Light Gray Sky Shading.....	3572
	2. Purple Sky Shading.....	2764
	3. Dark Red Coat Shading	2022
	4. Dark Maroon Coat Shading.....	1776
	5. Medium Red Coat Shading	1725
	6. Tan Trim and Beard Shading.....	6071
	7. Brown Trim Shading.....	0763
	8. Off White Trim and Beard Shading.....	0184
	9. Light Tan Trim and Beard Shading	1140
	10. Skin	0934
	11. Skin Medium Brown Shading	0128
	12. Skin Dark Brown Shading	1874
	13. Skin Tan Shading	1760
	14. Skin Light Gold Shading.....	0741
	15. Skin Yellow Shading	0520
	16. Skin Light Tan Shading.....	1140
	17. White Detail	0010
	18. Lamp	0128
	19. Lamp Light Tan Shading.....	6071
	20. Lamp Dark Brown Shading	1874
	21. Lamp Dark Gold Shading.....	0721
	22. Seam.....	0020





















Note: Some designs in this collection may have been created using unique special stitches and/or techniques. To preserve design integrity when rescaling or rotating designs in your software, always rescale or rotate designs using the handles directly on-screen.

***Fabric Required**

80316-20 Tile 20

Size Inches: Size mm: Stitch Count:
6.80 X 4.54 in. 172.7 X 115.3 mm 45474 St.



	1. Dark Red Coat Shading	2022
	2. Dark Maroon Coat Shading.....	1776
	3. Medium Red Coat Shading	1725
	4. Light Red Coat Shading	1521
	5. Tan Trim Shading	6071
	6. Off White Trim Shading	0184
	7. Light Gold Lamp Shading.....	0741
	8. Light Yellow Lamp Shading	0520
	9. Lamp	0128
	10. Medium Tan Lamp Shading.....	0763
	11. Light Tan Lamp Shading.....	0934
	12. Very Dark Brown	0576
	13. Green Leaves.....	5833
	14. Pale Tan Lamp Shading	6071
	15. White Trim and Lamp Shading	0010
	16. Leaf Shading	7029
	17. Gold Detail.....	0721
	18. Metallic Gold Shading	7013
	19. Light Yellow Highlights.....	0520
	20. Seam.....	0020



























Note: Some designs in this collection may have been created using unique special stitches and/or techniques. To preserve design integrity when rescaling or rotating designs in your software, always rescale or rotate designs using the handles directly on-screen.

***Fabric Required**

80316-21 Tile 21

Size Inches: Size mm: Stitch Count:
6.77 X 4.53 in. 172.0 X 115.1 mm 45167 St.



	1. Dark Red Coat Shading	2022
	2. Dark Maroon Coat Shading.....	1776
	3. Medium Red Coat Shading	1725
	4. Light Red Coat Shading	1521
	5. Tan Trim Shading	6071
	6. Off White Trim Shading	0184
	7. Light Tan Trim Shading.....	1140
	8. White Trim Shading	0010
	9. Light Gold Lamp Shading.....	0741
	10. Yellow Lamp Shading	0520
	11. Belt	1055
	12. Dark Brown Belt Shading	0576
	13. Lamp	0128
	14. Dark Brown Lamp Shading	0576
	15. Tan Lamp Shading	6071
	16. Gold Detail.....	0721
	17. Lamp and Belt Medium Shading	0763
	18. Belt Light Gold Shading.....	0741
	19. Metallic Gold Shading	7013
	20. Hand.....	0934
	21. Dark Brown Hand Shading.....	0128
	22. Tan Hand Shading.....	1760
	23. Purple Hand Shading	2051
	24. Yellow Hand Shading	0520
	25. White Highlights	0010
	26. Seam	0020

Note: Some designs in this collection may have been created using unique special stitches and/or techniques. To preserve design integrity when rescaling or rotating designs in your software, always rescale or rotate designs using the handles directly on-screen.

***Fabric Required**

80316-22 Tile 22

Size Inches: Size mm: Stitch Count:
6.77 X 4.54 in. 172.0 X 115.3 mm 41354 St.



	1. Dark Red Coat Shading	2022
	2. Dark Maroon Coat Shading.....	1776
	3. Medium Red Coat Shading	1725
	4. Light Red Coat Shading	1521
	5. Tan Trim Shading	6071
	6. Off White Trim Shading	0184
	7. Belt	1055
	8. Dark Brown Belt Shading	0576
	9. Gold Detail.....	0721
	10. Belt Medium Shading	0763
	11. Belt Light Gold Shading.....	0741
	12. Gold Metallic Shading	7013
	13. Light Tan Belt Shading	6071
	14. White Belt and Trim Shading.....	0010
	15. Finger	0934
	16. Brown Finger Shading.....	0128
	17. Purple Finger Shading.....	2051
	18. Seam.....	0020

Note: Some designs in this collection may have been created using unique special stitches and/or techniques. To preserve design integrity when rescaling or rotating designs in your software, always rescale or rotate designs using the handles directly on-screen.

***Fabric Required**

80316-23 Tile 23

Size Inches: Size mm: Stitch Count:
6.78 X 4.53 in. 172.2 X 115.1 mm 36798 St.



	1. Dark Red Coat Shading	2022
	2. Dark Maroon Coat Shading.....	1776
	3. Medium Red Coat Shading	1725
	4. Tan Trim Shading	6071
	5. Off White Trim Shading	0184
	6. Light Blue Shading	7029
	7. Dark Gray Branch Shading	1874
	8. Light Tan Branch Shading	0934
	9. Off White Snow Shading	0184
	10. Dark Green Needles.....	5643
	11. Light Green Needles	5833
	12. White Snow	0010
	13. Gold Needles.....	0442
	14. Seam.....	0020

***Fabric Required**

80316-24 Tile 24

Size Inches: Size mm: Stitch Count:
6.76 X 4.54 in. 171.7 X 115.3 mm 23577 St.



	1. Dark Red Coat Shading	2022
	2. Tan Trim Shading	6071
	3. Light Gray Sky Shading.....	3572
	4. Light Blue Shading	7029
	5. Dark Gray Branch Shading	1874
	6. Tan Branch Shading	0763
	7. Light Tan Branch Shading	0934
	8. Dark Green Needles.....	5643
	9. Light Green Needles	5833
	10. Off White Snow Shading	0184
	11. Gold Needles.....	0442
	12. White Snow Shading.....	0010
	13. Seam.....	0020

Note: Some designs in this collection may have been created using unique special stitches and/or techniques. To preserve design integrity when rescaling or rotating designs in your software, always rescale or rotate designs using the handles directly on-screen.

***Fabric Required**

80316-25 Tile 25

Size Inches: Size mm: Stitch Count:
6.61 X 4.54 in. 167.9 X 115.3 mm 12813 St.




- 1. Dark Brown Pinecone Shading 0576
- 2. Light Tan Pinecone Shading..... 0934
- 3. Off White Snow Shading 0184
- 4. Dark Green Needles..... 5643
- 5. Light Green Needles 5833
- 6. White Snow Shading 0010
- 7. Gold Needles..... 0442
- 8. Seam..... 0020

***Fabric Required**

80316-26 Tile 26

Size Inches: Size mm: Stitch Count:
6.65 X 4.56 in. 168.9 X 115.8 mm 2906 St.



- 1. Dark Brown Pinecone Shading 0576
- 2. Light Tan Pinecone Shading..... 0934
- 3. White Snow Shading 0010
- 4. Gold Needles..... 0442
- 5. Dark Blue Stars 7033
- 6. Light Gray Sky Shading..... 3572
- 7. Seam..... 0020

Note: Some designs in this collection may have been created using unique special stitches and/or techniques. To preserve design integrity when rescaling or rotating designs in your software, always rescale or rotate designs using the handles directly on-screen.

***Fabric Required**

80316-27 Tile 27

Size Inches: Size mm: Stitch Count:
6.79 X 4.53 in. 172.5 X 115.1 mm 14181 St.



	1. Light Gray Sky Shading.....	3572
	2. Purple Sky Shading.....	2764
	3. Off White Sky Shading	0184
	4. Light Blue Stars	7029
	5. Tan Trim Shading	6071
	6. White Trim Shading.....	0010
	7. Skin	0934
	8. Skin Medium Brown Shading	0128
	9. Skin Dark Brown Shading	1874
	10. Skin Tan Shading	1760
	11. Skin Light Gold Shading.....	0741
	12. Skin Yellow Shading and Star	0520
	13. White Skin Shading.....	0010
	14. Lamp	0128
	15. Medium Tan Lamp Shading.....	6071
	16. Medium Brown Lamp Shading	1874
	17. Dark Brown Lamp Shading	0576
	18. Gold Lamp Shading.....	0721
	19. Light Gold Lamp Shading.....	0741
	20. Yellow Lamp Shading.....	0520
	21. Seam.....	0020

Note: Some designs in this collection may have been created using unique special stitches and/or techniques. To preserve design integrity when rescaling or rotating designs in your software, always rescale or rotate designs using the handles directly on-screen.

***Fabric Required**

80316-28 Tile 28

Size Inches: Size mm: Stitch Count:
6.79 X 4.52 in. 172.5 X 114.8 mm 18168 St.



	1. Light Gray Sky Shading.....	3572
	2. Off White Sky Shading	0184
	3. Light Gold Lamp Shading.....	0741
	4. Yellow Lamp Shading.....	0520
	5. Gray Lamp Shading	0128
	6. Medium Tan Lamp Shading.....	0763
	7. Tan Lamp Shading	0934
	8. Brown Lamp Shading.....	1874
	9. Dark Brown Lamp Shading	0576
	10. Gold Lamp Shading.....	0721
	11. Light Tan Lamp Shading.....	6071
	12. Metallic Gold Shading	7013
	13. Light Blue Stars	7029
	14. White Highlights	0010
	15. Seam.....	0020

***Fabric Required**

80316-29 Tile 29

Size Inches: Size mm: Stitch Count:
6.86 X 4.49 in. 174.2 X 114.0 mm 13950 St.



	1. Light Gray Sky Shading.....	3572
	2. Off White Lamp Shading	0184
	3. Yellow Candle Shading.....	0741
	4. Light Yellow Candle Shading.....	0520
	5. White Highlights	0010
	6. Gray Lamp Shading	0128
	7. Dark Brown Lamp Shading	0576
	8. Brown Lamp Shading.....	1874
	9. Gold Lamp Shading.....	0721
	10. Metallic Gold Shading	7013
	11. Light Blue Stars	7029
	12. Seam.....	0020

Note: Some designs in this collection may have been created using unique special stitches and/or techniques. To preserve design integrity when rescaling or rotating designs in your software, always rescale or rotate designs using the handles directly on-screen.

***Fabric Required**

80316-30 Tile 30

Size Inches: Size mm: Stitch Count:
6.86 X 4.55 in. 174.2 X 115.6 mm 11990 St.



	1. Light Gray Sky Shading.....	3572
	2. Light Blue Shading	7029
	3. Light Tan Branch Shading	0934
	4. Dark Green Needles.....	5643
	5. Light Green Needles	5833
	6. Off White Snow Shading	0184
	7. Gold Needles.....	0442
	8. White Snow	0010
	9. Yellow Stars.....	0520
	10. Dark Red Coat Shading	2022
	11. Dark Maroon Coat Shading.....	1776
	12. Medium Red Coat Shading	1725
	13. Seam.....	0020

***Fabric Required**

80316-31 Tile 31

Size Inches: Size mm: Stitch Count:
6.89 X 4.59 in. 175.0 X 116.6 mm 25474 St.



	1. Light Gray Sky Shading.....	3572
	2. Dark Red Coat Shading	2022
	3. Tan Trim Shading	6071
	4. Light Blue Shading	7029
	5. Dark Gray Branch Shading	1874
	6. Tan Branch Shading	0763
	7. Light Tan Branch Shading	0934
	8. Dark Green Neddles.....	5643
	9. Light Green Needles	5833
	10. Off White Snow Shading	0184
	11. Gold Needles.....	0442
	12. White Snow	0010
	13. Seam.....	0020












Note: Some designs in this collection may have been created using unique special stitches and/or techniques. To preserve design integrity when rescaling or rotating designs in your software, always rescale or rotate designs using the handles directly on-screen.

***Fabric Required**

80316-32 Tile 32

Size Inches: Size mm: Stitch Count:
6.83 X 4.52 in. 173.5 X 114.8 mm 19192 St.



	1. Light Gray Sky Shading.....	3572
	2. Light Blue Shading	7029
	3. Dark Gray Branch Shading	1874
	4. Tan Branch Shading	0763
	5. Light Tan Branch Shading	0934
	6. Dark Green Needles.....	5643
	7. Light Green Needles	5833
	8. Off White Snow Shading	0184
	9. Gold Needles.....	0442
	10. White Snow Shading	0010
	11. Seam.....	0020

Stabilizer

- 1 roll Heavy Weight TearAway Stabilizer 15"
- 1 roll Ultra Clean and Tear Stabilizer 15"
- 2 rolls of Fusible Woven 15" Black or White (or 1.5 rolls of 20")
- **Note** - These yardages assume that stabilizer and fabrics will be cut 10" x 15" for hooping. More or less fabric and/or stabilizer may be needed depending on the size hoop used or if more than one tile is stitched per hooping.

Supplies

- OESD embroidery collection 80316 Enchanted Santa by Dona Gelsinger
- OESD bobbin thread
- Water soluble thread or invisible thread (optional)
- 3 1/3-yard navy fabric for tiles
- Batting 32" x 40"
- 1 yard backing
- 1/3 yard fabric for binding, cut 4 strips width of fabric(WOF) x 2 1/2" strips and stitch together at 45° angle to make one long strip.
- Isacord thread per thread chart
- 505 Temporary Spray Adhesive
- Organ Embroidery Needles size 80
- OESD Expert Point and Press Tool
- OESD Perfect Embroidery Press Cloth
- Ruler, Rotary cutter, mat

DIAGRAM



EMBROIDERY



STEP 1

- Embroider one of each design file 80316-01 through 80316-32. For each hooping, cut the following 10" x 15", or large enough to hoop:
 - 1 piece of Fusible Woven
 - 1 piece of Heavy Weight TearAway
 - 1 piece of Ultra Clean and Tear
 - 1 piece of navy fabric

STEP 2

- Apply Fusible Woven to the back of the navy fabric per package directions.



STEP 3

- Baste remaining layers together with temporary spray adhesive. Hoop securely.




STEP 4

- Stitch each color change per the thread chart.
- The last color change in each block is called “Seam”. This stitch is very important in the process of assembling the wall hanging. Stitch the top color in a thread that blends with the fabric, invisible thread or water-soluble thread. For the bobbin, use red or another easily visible color. You will use this line as a guide when trimming the blocks.
- After embroidery is complete, remove excess stabilizer in the seam allowance. Do not remove excess stabilizer from inside the seam line.



STEP 5

- Trim away excess fabric ½” away from the “Seam.” Trim from the back (with quilt top facing down) so the seam line is visible.



STEP 6

- Press each block, face down, on a Perfect Embroidery Press Cloth.
- **Tip:** After finishing each tile, write the number of the design on the back of the block for identification.

ASSEMBLY




STEP 1

- **Assembly: Finished Size approximately 26" x 33"**
- The quilt will be assembled in sections of four blocks, and these will be stitched together to form the quilt. Focus on blocks that have important details, examples: face, hands, etc.



STEP 2

- Place block 80316-01 right sides together with block 80316-02. Stitch together along the bottom edge of 80316-01 and top edge of 80316-02. Use a seam guide to keep a consistent 1/2" seam, and stitch each seam a hair to the inside of each seam line.



ASSEMBLY




STEP 3

- Use a ½" seam for all blocks and press all seams open. Using a ½" seam and pressing each seam open will help the quilt to lie flat when complete.
- After pressing each seam open, flip it right side up onto a Perfect Embroidery Press Cloth. Press with steam to set the seam.



STEP 4

- Stitch the remaining blocks. These photos are examples of how to sew them together.



ASSEMBLY




STEP 4 CONTINUED



STEP 5

- Layer the backing, batting and quilt top together. Baste all layers with temporary spray adhesive. Stitch in the ditch to quilt the layers together. Use a coordinating thread to blend with the quilt top. Use an edgestitch foot to improve accuracy.



ASSEMBLY



STEP 6

- Square up the quilt top, batting, and backing by trimming away the outer border $\frac{1}{4}$ " from the outer seam line all the way around the quilt.



STEP 7

- Zig-Zag over the edge of the quilt to seal edges together.
- Attach binding as desired.

