

SUMMER GLORY BY DONA GELSINGER



1

Design

Fits hoop sizes 5" x 7" and larger

THREAD LIST



Isacord Thread Colors

0015 White	1805 Strawberry	3762 Country Blue
0020 Black	2022 Rio Red	4071 Glacier Green
0101 Eggshell	2115 Beet Red	4073 Metal
0182 Saturn Grey	2953 Concord Fog	4074 Dimgray
0345 Moss	3130 Dawn of Violet	5542 Garden Moss
0520 Daffodil	3210 Blueberry	5643 Green Dust
0546 Ginger	3211 Twilight	5740 Mint
0552 Flax	3323 Delft	5822 Kiwi
0922 Ashley Gold	3333 Fire Blue	5833 Limabean
1102 Pumpkin	3350 Lavender Whisper	5912 Erin Green
1351 Starfish	3450 Lavender	5933 Grasshopper
1430 Melon	3574 Darkest Blue	5944 Backyard Green
1701 Red Berry	3611 Blue Ribbon	6011 Tamarack
1703 Poppy	3631 Tufts Blue	
1704 Candy Apple	3650 Ice Cap	
1730 Persimmon	3652 Baby Blue	

***Project instructions included after design list**


Note: Some designs in this collection may have been created using unique special stitches and/or techniques. To preserve design integrity when rescaling or rotating designs in your software, always rescale or rotate designs using the handles directly on-screen.

80332-01 Tile 1

*Fabric Required

Size Inches: Size mm: Stitch Count:
6.79 X 4.52 in. 172.4 X 114.8 mm 5917 St.

	1. Blue Detail	3762
	2. Seam	0020




80332-02 Tile 2

*Fabric Required

Size Inches: Size mm: Stitch Count:
6.76 X 4.49 in. 171.7 X 114.1 mm 20127 St.

	1. Blue Detail	3762
	2. Green Detail	5912
	3. Medium Green Detail	5933
	4. Light Green Detail	6011
	5. Mint Detail	5740
	6. Dark Green Detail	5944
	7. Dark Purple Detail	2953
	8. Purple Detail	3211
	9. Blueberry Detail	3210
	10. Violet Detail	3130
	11. Light Purple Detail	3350
	12. Eggshell Detail	0101
	13. Seam	0020



























Note: Some designs in this collection may have been created using unique special stitches and/or techniques. To preserve design integrity when rescaling or rotating designs in your software, always rescale or rotate designs using the handles directly on-screen.

80332-03 Tile 3

***Fabric Required**



Size Inches: Size mm: Stitch Count:
6.71 X 4.52 in. 170.5 X 114.9 mm 40467 St.

	1. Blue Detail	3762
	2. Green Detail	5912
	3. Medium Green Detail	5933
	4. Dark Green Detail	5944
	5. Light Green Detail	6011
	6. Mint Detail	5740
	7. Dark Purple Detail	2953
	8. Blueberry Detail	3210
	9. Violet Detail	3130
	10. Purple Detail	3211
	11. Gray Detail	4071
	12. Eggshell Detail	0101
	13. Light Blue Detail	3650
	14. Saturn Gray Detail	0182
	15. Light Purple Detail	3350
	16. Lavender Detail	3450
	17. Dark Red Detail	2022
	18. Strawberry Detail	1805
	19. Persimmon Detail	1730
	20. Melon Detail	1430
	21. White Detail	0015
	22. Beet Red Detail	2115
	23. Daffodil Detail	0520
	24. Seam	0020




























Note: Some designs in this collection may have been created using unique special stitches and/or techniques. To preserve design integrity when rescaling or rotating designs in your software, always rescale or rotate designs using the handles directly on-screen.

80332-04 Tile 4

***Fabric Required**



Size Inches: Size mm: Stitch Count:
6.71 X 4.54 in. 170.4 X 115.2 mm 43143 St.

	1. Blue Detail	3762
	2. Green Detail	5912
	3. Medium Green Detail	5933
	4. Dark Green Detail.....	5944
	5. Light Green Detail	6011
	6. Mint Detail	5740
	7. Dark Purple Detail	2953
	8. Blueberry Detail.....	3210
	9. Violet Detail	3130
	10. Purple Detail.....	3211
	11. Gray Detail	4071
	12. Eggshell Detail	0101
	13. Light Blue Detail	3650
	14. Saturn Gray Detail.....	0182
	15. Light Purple Detail.....	3350
	16. Lavender Detail	3450
	17. Dark Red Detail	2022
	18. Strawberry Detail.....	1805
	19. Persimmon Detail.....	1730
	20. Melon Detail	1430
	21. White Detail	0015
	22. Beet Red Detail	2115
	23. Daffodil Detail	0520
	24. Red Berry Detail.....	1701
	25. Orange Detail	1102
	26. Poppy Detail.....	1703
	27. Seam.....	0020






















Note: Some designs in this collection may have been created using unique special stitches and/or techniques. To preserve design integrity when rescaling or rotating designs in your software, always rescale or rotate designs using the handles directly on-screen.

80332-05 Tile 5

***Fabric Required**




Size Inches: Size mm: Stitch Count:
6.67 X 4.48 in. 169.3 X 113.8 mm 43648 St.

	1. Blue Detail	3762
	2. Green Detail	5912
	3. Medium Green Detail	5933
	4. Dark Green Detail.....	5944
	5. Light Green Detail	6011
	6. Mint Detail	5740
	7. Dark Purple Detail	2953
	8. Blueberry Detail.....	3210
	9. Violet Detail	3130
	10. Purple Detail.....	3211
	11. Gray Detail	4071
	12. White Detail	0015
	13. Beet Red Detail	2115
	14. Daffodil Detail	0520
	15. Red Berry Detail	1701
	16. Candy Apple Detail.....	1704
	17. Orange Detail	1102
	18. Light Orange Detail	1351
	19. Brown Detail	0345
	20. Ginger Detail	0546
	21. Seam	0020






















Note: Some designs in this collection may have been created using unique special stitches and/or techniques. To preserve design integrity when rescaling or rotating designs in your software, always rescale or rotate designs using the handles directly on-screen.

80332-06 Tile 6

***Fabric Required**



Size Inches: Size mm: Stitch Count:
6.70 X 4.47 in. 170.2 X 113.5 mm 34079 St.

	1. Blue Detail	3762
	2. Green Detail	5912
	3. Medium Green Detail	5933
	4. Dark Green Detail.....	5944
	5. Light Green Detail	6011
	6. Mint Detail	5740
	7. Dark Green Detail.....	5643
	8. Dark Purple Detail	2953
	9. Purple Detail.....	3211
	10. Gray Detail	4071
	11. White Detail	0015
	12. Saturn Gray Detail.....	0182
	13. Daffodil Detail	0520
	14. Brown Detail	0345
	15. Ginger Detail	0546
	16. Green Detail	5542
	17. Limabean Detail	5833
	18. Medium Green Detail	5933
	19. Kiwi Detail.....	5822
	20. Daffodil Detail	0520
	21. Seam	0020

















Note: Some designs in this collection may have been created using unique special stitches and/or techniques. To preserve design integrity when rescaling or rotating designs in your software, always rescale or rotate designs using the handles directly on-screen.

80332-07 Tile 7

***Fabric Required**

Size Inches: Size mm: Stitch Count:
6.71 X 4.50 in. 170.5 X 114.4 mm 45218 St.



	1. Blue Detail	3762
	2. Dark Green Detail.....	5643
	3. Green Detail	5542
	4. Dark Purple Detail	2953
	5. Purple Detail.....	3211
	6. Limabean Detail	5833
	7. Medium Green Detail	5933
	8. Kiwi Detail.....	5822
	9. Gray Detail	4071
	10. White Detail	0015
	11. Saturn Gray Detail.....	0182
	12. Brown Detail	0345
	13. Daffodil Detail	0520
	14. Ginger Detail	0546
	15. Gold Detail.....	0922
	16. Seam	0020

Note: Some designs in this collection may have been created using unique special stitches and/or techniques. To preserve design integrity when rescaling or rotating designs in your software, always rescale or rotate designs using the handles directly on-screen.

80332-08 Tile 8

***Fabric Required**



Size Inches: Size mm: Stitch Count:
6.89 X 4.55 in. 174.9 X 115.5 mm 43081 St.


■ 1. Dark Green Detail.....	5643
■ 2. Green Detail	5542
■ 3. Dark Purple Detail	2953
■ 4. Limabean Detail	5833
■ 5. Medium Green Detail	5933
■ 6. Kiwi Detail.....	5822
■ 7. Gray Detail	4071
□ 8. White Detail	0015
■ 9. Saturn Gray Detail.....	0182
■ 10. Blue Detail.....	3631
■ 11. Baby Blue Detail.....	3652
■ 12. Brown Detail	0345
■ 13. Daffodil Detail	0520
■ 14. Ginger Detail	0546
■ 15. Gold Detail.....	0922
■ 16. Seam	0020

Note: Some designs in this collection may have been created using unique special stitches and/or techniques. To preserve design integrity when rescaling or rotating designs in your software, always rescale or rotate designs using the handles directly on-screen.

80332-09 Tile 9

***Fabric Required**

Size Inches: Size mm: Stitch Count:
6.70 X 4.47 in. 170.2 X 113.7 mm 11770 St.



■ 1. Blue Detail	3762
■ 2. Dark Purple Detail	2953
■ 3. Violet Detail	3130
■ 4. Purple Detail	3211
■ 5. Blueberry Detail	3210
■ 6. Gray Detail	4071
■ 7. Flax Detail	0552
■ 8. Daffodil Detail	0520
■ 9. Brown Detail	0345
■ 10. Eggshell Detail	0101
■ 11. Dark Blue Detail	3323
■ 12. Seam	3762


























Note: Some designs in this collection may have been created using unique special stitches and/or techniques. To preserve design integrity when rescaling or rotating designs in your software, always rescale or rotate designs using the handles directly on-screen.

80332-10 Tile 10

*Fabric Required



Size Inches: Size mm: Stitch Count:
6.70 X 4.45 in. 170.2 X 112.9 mm 55923 St.

	1. Blue Detail	3762
	2. Dark Purple Detail	2953
	3. Violet Detail	3130
	4. Purple Detail	3211
	5. Blueberry Detail	3210
	6. Light Purple Detail	3350
	7. Blue Flag Detail	3323
	8. Dark Blue Detail	3574
	9. Fire Blue Detail	3333
	10. Medium Blue Detail	3611
	11. Blue Detail	3631
	12. Gray Detail	4071
	13. Light Blue Detail	3650
	14. Eggshell Detail	0101
	15. Lavender Detail	3450
	16. Saturn Gray Detail	0182
	17. Dark Red Detail	2022
	18. Strawberry Detail	1805
	19. Persimmon Detail	1730
	20. Melon Detail	1430
	21. Red Berry Detail	1701
	22. Orange Detail	1102
	23. Daffodil Detail	0520
	24. Candy Apple Detail	1704
	25. Seam	3762

Note: Some designs in this collection may have been created using unique special stitches and/or techniques. To preserve design integrity when rescaling or rotating designs in your software, always rescale or rotate designs using the handles directly on-screen.

80332-11 Tile 11

***Fabric Required**



Size Inches: Size mm: Stitch Count:
6.70 X 4.47 in. 170.1 X 113.5 mm 59858 St.

■ 1. Dark Purple Detail	2953
■ 2. Purple Detail	3211
■ 3. Blueberry Detail	3210
■ 4. Light Purple Detail	3350
■ 5. Blue Flag Detail	3323
■ 6. Dark Blue Detail	3574
■ 7. Fire Blue Detail	3333
■ 8. Medium Blue Detail	3611
■ 9. Blue Detail	3631
■ 10. Gray Detail	4071
■ 11. Light Blue Detail	3650
■ 12. Eggshell Detail	0101
■ 13. Lavender Detail	3450
■ 14. Saturn Gray Detail	0182
■ 15. Dark Red Detail	2022
■ 16. Strawberry Detail	1805
■ 17. Persimmon Detail	1730
■ 18. Melon Detail	1430
■ 19. Beet Red Detail	2115
■ 20. Flax Detail	0552
■ 21. Brown Detail	0345
■ 22. Ginger Detail	0546
■ 23. Red Berry Detail	1701
■ 24. Orange Detail	1102
■ 25. Candy Apple Detail	1704
■ 26. Daffodil Detail	0520
■ 27. Green Detail	5912
■ 28. Medium Green Detail	5933
■ 29. Seam	3762

Note: Some designs in this collection may have been created using unique special stitches and/or techniques. To preserve design integrity when rescaling or rotating designs in your software, always rescale or rotate designs using the handles directly on-screen.

80332-12 Tile 12

***Fabric Required**

Size Inches: Size mm: Stitch Count:
6.67 X 4.51 in. 169.5 X 114.7 mm 63770 St.



■ 1. Dark Purple Detail	2953
■ 2. Purple Detail	3211
■ 3. Gray Details	4071
□ 4. Eggshell Detail	0101
■ 5. Lavender Detail	3450
■ 6. Light Purple Detail	3350
■ 7. Saturn Gray Detail	0182
■ 8. Dark Red Detail	2022
■ 9. Strawberry Detail	1805
■ 10. Persimmon Detail	1730
■ 11. Melon Detail	1430
■ 12. Beet Red Detail	2115
■ 13. Green Detail	5912
■ 14. Medium Green Detail	5933
■ 15. Dark Green Detail	5944
■ 16. Light Green Detail	6011
■ 17. Mint Detail	5740
■ 18. Flax Detail	0552
■ 19. Gray Detail	4071
■ 20. Violet Detail	3130
■ 21. Blueberry Detail	3210
□ 22. Eggshell Detail	0101
■ 23. Saturn Gray Detail	0182
■ 24. Red Berry Detail	1701
■ 25. Orange Detail	1102
■ 26. Brown Detail	0345
■ 27. Ginger Detail	0546
■ 28. Daffodil Detail	0520
■ 29. Seam	0020

Note: Some designs in this collection may have been created using unique special stitches and/or techniques. To preserve design integrity when rescaling or rotating designs in your software, always rescale or rotate designs using the handles directly on-screen.

80332-13 Tile 13

***Fabric Required**



Size Inches: Size mm: Stitch Count:
6.70 X 4.46 in. 170.1 X 113.3 mm 62843 St.

■ 1. Dark Purple Detail	2953
■ 2. Purple Detail	3211
■ 3. Gray Detail	4071
■ 4. Flax Detail	0552
■ 5. Brown Detail	0345
■ 6. Ginger Detail	0546
■ 7. Green Detail	5912
■ 8. Medium Green Detail	5933
■ 9. Dark Green Detail	5944
■ 10. Light Green Detail	6011
■ 11. Mint Detail	5740
■ 12. Beet Red Detail	2115
■ 13. Red Berry Detail	1701
■ 14. Orange Detail	1102
■ 15. Violet Detail	3130
□ 16. Eggshell Detail	0101
■ 17. Saturn Gray Detail	0182
■ 18. Brown Detail	0345
■ 19. Ginger Detail	0546
■ 20. Daffodil Detail	0520
■ 21. Seam	0020

Note: Some designs in this collection may have been created using unique special stitches and/or techniques. To preserve design integrity when rescaling or rotating designs in your software, always rescale or rotate designs using the handles directly on-screen.

80332-14 Tile 14

***Fabric Required**



Size Inches: Size mm: Stitch Count:
6.74 X 4.56 in. 171.2 X 115.7 mm 42393 St.


■ 1. Dark Purple Detail	2953
■ 2. Gray Detail	4071
■ 3. Flax Detail	0552
■ 4. Light Purple Detail	3350
■ 5. Dark Gray Detail	4074
■ 6. Medium Gray Detail	4073
■ 7. Green Detail	5912
■ 8. Medium Green Detail	5933
■ 9. Dark Green Detail	5944
■ 10. Light Green Detail	6011
■ 11. Mint Detail	5740
■ 12. Violet Detail	3130
■ 13. Eggshell Detail	0101
■ 14. Brown Detail	0345
■ 15. Ginger Detail	0546
■ 16. Saturn Gray Detail	0182
■ 17. Daffodil Detail	0520
■ 18. Seam	0020

Note: Some designs in this collection may have been created using unique special stitches and/or techniques. To preserve design integrity when rescaling or rotating designs in your software, always rescale or rotate designs using the handles directly on-screen.

80332-15 Tile 15

***Fabric Required**

Size Inches: Size mm: Stitch Count:
6.68 X 4.53 in. 169.7 X 115.0 mm 29627 St.



■ 1. Dark Purple Detail	2953
■ 2. Gray Detail	4071
■ 3. Flax Detail	0552
■ 4. Light Purple Detail	3350
■ 5. Dark Gray Detail.....	4074
■ 6. Medium Gray Detail.....	4073
■ 7. Violet Detail	3130
■ 8. Eggshell Detail	0101
■ 9. Brown Detail	0345
■ 10. Ginger Detail	0546
■ 11. Saturn Gray Detail.....	0182
■ 12. Daffodil Detail	0520
■ 13. Seam.....	0020






















Note: Some designs in this collection may have been created using unique special stitches and/or techniques. To preserve design integrity when rescaling or rotating designs in your software, always rescale or rotate designs using the handles directly on-screen.

80332-16 Tile 16

***Fabric Required**

Size Inches: Size mm: Stitch Count:
6.81 X 4.49 in. 173.0 X 114.1 mm 40836 St.



	1. Dark Purple Detail	2953
	2. Gray Detail	4071
	3. Flax Detail	0552
	4. Light Purple Detail	3350
	5. Dark Gray Detail	4074
	6. Medium Gray Detail	4073
	7. Violet Detail	3130
	8. Saturn Gray Detail	0182
	9. Dark Green Detail	5643
	10. Medium Green Detail	5542
	11. Limabean Detail	5833
	12. Medium Green Detail	5933
	13. Kiwi Detail	5822
	14. Gray Detail	4071
	15. White Detail	0015
	16. Brown Detail	0345
	17. Ginger Detail	0546
	18. Daffodil Detail	0520
	19. Gold Detail	0922
	20. Saturn Gray Detail	0182
	21. Seam	0020









Note: Some designs in this collection may have been created using unique special stitches and/or techniques. To preserve design integrity when rescaling or rotating designs in your software, always rescale or rotate designs using the handles directly on-screen.

80332-17 Tile 17

***Fabric Required**

Size Inches: Size mm: Stitch Count:
6.74 X 4.46 in. 171.1 X 113.4 mm 3107 St.



	1. Blue Detail	3762
	2. Dark Purple Detail	2953
	3. Violet Detail	3130
	4. Purple Detail	3211
	5. Blue Detail	3323
	6. Gray Detail	4071
	7. Eggshell Detail	0101
	8. Seam	0020

Note: Some designs in this collection may have been created using unique special stitches and/or techniques. To preserve design integrity when rescaling or rotating designs in your software, always rescale or rotate designs using the handles directly on-screen.

80332-18 Tile 18

***Fabric Required**



Size Inches: Size mm: Stitch Count:
6.70 X 4.47 in. 170.1 X 113.6 mm 38588 St.

	1. Blue Detail	3762
	2. Dark Purple Detail	2953
	3. Violet Detail	3130
	4. Green Detail	5912
	5. Medium Green Detail	5933
	6. Dark Green Detail.....	5944
	7. Light Green Detail	6011
	8. Mint Detail	5740
	9. Purple Detail.....	3211
	10. Blueberry Detail.....	3210
	11. Blue Detail	3323
	12. Dark Blue Detail	3574
	13. Fire Blue Detail.....	3333
	14. Medium Blue Detail	3611
	15. Blue Detail.....	3631
	16. Light Blue Detail	3650
	17. Gray Detail	4071
	18. Eggshell Detail	0101
	19. Lavender Detail	3450
	20. Saturn Gray Detail.....	0182
	21. Light Purple Detail.....	3350
	22. Dark Red Detail	2022
	23. Strawberry Detail.....	1805
	24. Persimmon Detail.....	1730
	25. Red Berry Detail	1701
	26. Orange Detail	1102
	27. Melon Detail	1430
	28. Candy Apple Detail.....	1704
	29. Seam	0020

Note: Some designs in this collection may have been created using unique special stitches and/or techniques. To preserve design integrity when rescaling or rotating designs in your software, always rescale or rotate designs using the handles directly on-screen.

80332-19 Tile 19

***Fabric Required**



Size Inches: Size mm: Stitch Count:
6.67 X 4.47 in. 169.4 X 113.5 mm 54067 St.

■ 1. Dark Purple Detail	2953
■ 2. Lavender Detail	3450
■ 3. Purple Detail	3211
■ 4. Blueberry Detail	3210
■ 5. Blue Detail	3323
■ 6. Dark Blue Detail	3574
■ 7. Gray Detail	4071
■ 8. Eggshell Detail	0101
■ 9. Saturn Gray Detail	0182
■ 10. Light Purple Detail	3350
■ 11. Dark Red Detail	2022
■ 12. Strawberry Detail	1805
■ 13. Persimmon Detail	1730
■ 14. Green Detail	5912
■ 15. Medium Green Detail	5933
■ 16. Dark Green Detail	5944
■ 17. Light Green Detail	6011
■ 18. Flax Detail	0552
■ 19. Brown Detail	0345
■ 20. Ginger Detail	0546
■ 21. Beet Red Detail	2115
■ 22. Candy Apple Detail	1704
■ 23. Red Berry Detail	1701
■ 24. Orange Detail	1102
■ 25. Melon Detail	1430
■ 26. Daffodil Detail	0520
■ 27. Seam	0020

Note: Some designs in this collection may have been created using unique special stitches and/or techniques. To preserve design integrity when rescaling or rotating designs in your software, always rescale or rotate designs using the handles directly on-screen.

80332-20 Tile 20

***Fabric Required**



Size Inches: Size mm: Stitch Count:
6.67 X 4.47 in. 169.5 X 113.6 mm 60523 St.

■ 1. Dark Purple Detail	2953
■ 2. Lavender Detail	3450
■ 3. Dark Blue Detail	3574
■ 4. Light Purple Detail	3350
■ 5. Dark Red Detail	2022
■ 6. Green Detail	5912
■ 7. Medium Green Detail	5933
■ 8. Dark Green Detail	5944
■ 9. Light Green Detail	6011
■ 10. Beet Red Detail	2115
■ 11. Flax Detail	0552
■ 12. Brown Detail	0345
■ 13. Ginger Detail	0546
■ 14. Candy Apple Detail	1704
■ 15. Red Berry Detail	1701
■ 16. Orange Detail	1102
■ 17. Eggshell Detail	0101
■ 18. Melon Detail	1430
■ 19. Daffodil Detail	0520
■ 20. Saturn Gray Detail	0182
■ 21. Seam	0020

Note: Some designs in this collection may have been created using unique special stitches and/or techniques. To preserve design integrity when rescaling or rotating designs in your software, always rescale or rotate designs using the handles directly on-screen.

80332-21 Tile 21

*Fabric Required




Size Inches: Size mm: Stitch Count:
6.74 X 4.49 in. 171.2 X 114.0 mm 56466 St.

■ 1. Dark Purple Detail	2953
■ 2. Dark Blue Detail	3574
■ 3. Gray Detail	4071
■ 4. Dark Red Detail	2022
■ 5. Green Detail	5912
■ 6. Medium Green Detail	5933
■ 7. Dark Green Detail.....	5944
■ 8. Brown Detail	0345
■ 9. Ginger Detail	0546
■ 10. Flax Detail	0552
■ 11. Light Purple Detail	3350
■ 12. Candy Apple Detail.....	1704
■ 13. Red Berry Detail	1701
■ 14. Light Green Detail	6011
■ 15. Eggshell Detail	0101
■ 16. Saturn Gray Detail.....	0182
■ 17. Orange Detail	1102
■ 18. Melon Detail	1430
■ 19. Daffodil Detail	0520
■ 20. Seam	0020

Note: Some designs in this collection may have been created using unique special stitches and/or techniques. To preserve design integrity when rescaling or rotating designs in your software, always rescale or rotate designs using the handles directly on-screen.

80332-22 Tile 22

***Fabric Required**



Size Inches: Size mm: Stitch Count:
6.79 X 4.57 in. 172.5 X 116.1 mm 34412 St.

■ 1. Dark Purple Detail	2953
■ 2. Dark Blue Detail	3574
■ 3. Gray Detail	4071
■ 4. Green Detail	5912
■ 5. Medium Green Detail	5933
■ 6. Dark Green Detail.....	5944
■ 7. Brown Detail	0345
■ 8. Ginger Detail	0546
■ 9. Flax Detail	0552
■ 10. Light Purple Detail	3350
■ 11. Light Green Detail	6011
■ 12. Dark Gray Detail.....	4074
■ 13. Medium Gray Detail.....	4073
■ 14. Violet Detail	3130
■ 15. Saturn Gray Detail.....	0182
■ 16. Eggshell Detail	0101
■ 17. Daffodil Highlights	0520
■ 18. Red Berry Detail	1701
■ 19. Seam	0020

Note: Some designs in this collection may have been created using unique special stitches and/or techniques. To preserve design integrity when rescaling or rotating designs in your software, always rescale or rotate designs using the handles directly on-screen.

80332-23 Tile 23

***Fabric Required**



Size Inches: Size mm: Stitch Count:
6.73 X 4.59 in. 170.8 X 116.5 mm 36981 St.

■ 1. Dark Purple Detail	2953
■ 2. Dark Blue Detail	3574
■ 3. Gray Detail	4071
■ 4. Light Purple Detail	3350
■ 5. Dark Gray Detail	4074
■ 6. Medium Gray Detail	4073
■ 7. Violet Detail	3130
□ 8. Eggshell Detail	0101
■ 9. Dark Green Detail	5643
■ 10. Green Detail	5542
■ 11. Limabean Detail	5833
■ 12. Medium Green Detail	5933
■ 13. Kiwi Detail	5822
■ 14. Gray Detail	4071
□ 15. White Detail	0015
■ 16. Saturn Gray Detail	0182
■ 17. Blue Detail	3631
■ 18. Baby Blue Detail	3652
■ 19. Brown Detail	0345
■ 20. Ginger Detail	0546
■ 21. Flax Detail	0552
■ 22. Daffodil Detail	0520
■ 23. Seam	0020























Note: Some designs in this collection may have been created using unique special stitches and/or techniques. To preserve design integrity when rescaling or rotating designs in your software, always rescale or rotate designs using the handles directly on-screen.

80332-24 Tile 24

***Fabric Required**



Size Inches: Size mm: Stitch Count:
6.75 X 4.48 in. 171.5 X 113.8 mm 53143 St.

	1. Dark Purple Detail	2953
	2. Dark Blue Detail	3574
	3. Gray Detail	4071
	4. Light Purple Detail	3350
	5. Dark Gray Detail	4074
	6. Medium Gray Detail	4073
	7. Violet Detail	3130
	8. Dark Green Detail	5643
	9. Medium Green Detail	5542
	10. Limabean Detail	5833
	11. Green Detail	5933
	12. Kiwi Detail	5822
	13. Gray Detail	4071
	14. Brown Detail	0345
	15. White Detail	0015
	16. Saturn Gray Detail	0182
	17. Blue Detail	3631
	18. Baby Blue Detail	3652
	19. Ginger Detail	0546
	20. Daffodil Detail	0520
	21. Gold Detail	0922
	22. Seam	0020















Note: Some designs in this collection may have been created using unique special stitches and/or techniques. To preserve design integrity when rescaling or rotating designs in your software, always rescale or rotate designs using the handles directly on-screen.

80332-25 Tile 25

***Fabric Required**



Size Inches: Size mm: Stitch Count:
6.81 X 4.53 in. 172.9 X 115.0 mm 16703 St.

	1. Blue Detail	3762
	2. Blue Flag Detail	3323
	3. Dark Blue Detail	3574
	4. Fire Blue Detail	3333
	5. Medium Blue Detail	3611
	6. Blue Detail	3631
	7. Gray Detail	4071
	8. Light Blue Detail	3650
	9. Saturn Gray Detail	0182
	10. Brown Detail	0345
	11. Flax Detail	0552
	12. Daffodil Detail	0520
	13. Eggshell Detail	0101
	14. Seam	0020

Note: Some designs in this collection may have been created using unique special stitches and/or techniques. To preserve design integrity when rescaling or rotating designs in your software, always rescale or rotate designs using the handles directly on-screen.

80332-26 Tile 26

***Fabric Required**



Size Inches: Size mm: Stitch Count:
6.64 X 4.56 in. 168.7 X 115.9 mm 27885 St.


■ 1. Dark Purple Detail	2953
■ 2. Lavender Detail	3450
■ 3. Blue Flag Detail	3323
■ 4. Dark Blue Detail	3574
■ 5. Fire Blue Detail	3333
■ 6. Medium Blue Detail	3611
■ 7. Blue Detail	3631
■ 8. Gray Detail	4071
■ 9. Light Blue Detail	3650
■ 10. Saturn Gray Detail	0182
■ 11. Light Purple Detail	3350
■ 12. Dark Red Detail	2022
■ 13. Strawberry Detail	1805
■ 14. Persimmon Detail	1730
■ 15. Beet Red Detail	2115
■ 16. Seam	0020

Note: Some designs in this collection may have been created using unique special stitches and/or techniques. To preserve design integrity when rescaling or rotating designs in your software, always rescale or rotate designs using the handles directly on-screen.

80332-27 Tile 27

***Fabric Required**

Size Inches: Size mm: Stitch Count:
6.63 X 4.49 in. 168.4 X 114.0 mm 26720 St.



■ 1. Dark Purple Detail	2953
■ 2. Lavender Detail	3450
■ 3. Gray Detail	4071
■ 4. Saturn Gray Detail	0182
■ 5. Light Purple Detail	3350
■ 6. Dark Red Detail	2022
■ 7. Strawberry Detail	1805
■ 8. Persimmon Detail	1730
■ 9. Beet Red Detail	2115
■ 10. Melon Detail	1430
■ 11. Eggshell Detail	0101
■ 12. Seam	0020

Note: Some designs in this collection may have been created using unique special stitches and/or techniques. To preserve design integrity when rescaling or rotating designs in your software, always rescale or rotate designs using the handles directly on-screen.

80332-28 Tile 28

***Fabric Required**



Size Inches: Size mm: Stitch Count:
6.60 X 4.48 in. 167.6 X 113.7 mm 26394 St.

■ 1. Dark Purple Detail	2953
■ 2. Light Purple Detail	3450
■ 3. Dark Blue Detail	3574
■ 4. Dark Red Detail	2022
■ 5. Strawberry Detail	1805
■ 6. Persimmon Detail	1730
■ 7. Green Detail	5912
■ 8. Medium Green Detail	5933
■ 9. Dark Green Detail	5944
■ 10. Light Green Detail	6011
■ 11. Beet Red Detail	2115
■ 12. Brown Detail	0345
■ 13. Gray Detail	4071
■ 14. Light Purple Detail	3350
■ 15. Candy Apple Detail	1704
■ 16. Red Berry Detail	1701
■ 17. Orange Detail	1102
■ 18. Light Orange Detail	1351
■ 19. Daffodil Detail	0520
■ 20. Seam	0020

Note: Some designs in this collection may have been created using unique special stitches and/or techniques. To preserve design integrity when rescaling or rotating designs in your software, always rescale or rotate designs using the handles directly on-screen.

80332-29 Tile 29

*Fabric Required



Size Inches: Size mm: Stitch Count:
6.71 X 4.56 in. 170.5 X 115.7 mm 28143 St.

■ 1. Dark Purple Detail	2953
■ 2. Gray Detail	4071
■ 3. Dark Red Detail	2022
■ 4. Green Detail	5912
■ 5. Medium Green Detail	5933
■ 6. Dark Green Detail.....	5944
■ 7. Light Green Detail	6011
■ 8. Mint Detail	5740
■ 9. Brown Detail	0345
□ 10. White Detail	0015
■ 11. Saturn Gray Detail.....	0182
■ 12. Ginger Detail	0546
■ 13. Flax Detail	0552
■ 14. Dark Gray Detail.....	4074
■ 15. Medium Gray Detail.....	4073
■ 16. Violet Detail	3130
■ 17. Light Purple Detail	3350
■ 18. Candy Apple Detail.....	1704
■ 19. Red Berry Detail.....	1701
■ 20. Orange Detail	1102
■ 21. Light Orange Detail	1351
■ 22. Daffodil Detail	0520
■ 23. Dark Blue Detail	3574
■ 24. Seam.....	0020


















Note: Some designs in this collection may have been created using unique special stitches and/or techniques. To preserve design integrity when rescaling or rotating designs in your software, always rescale or rotate designs using the handles directly on-screen.

80332-30 Tile 30

***Fabric Required**



Size Inches: **6.80 X 4.59 in.** Size mm: **172.7 X 116.7 mm** Stitch Count: **29143 St.**

	1. Green Detail	5542
	2. Limabean Detail	5833
	3. Medium Green Detail	5933
	4. Kiwi Detail.....	5822
	5. Dark Purple Detail	2953
	6. Gray Detail	4071
	7. Brown Detail	0345
	8. White Detail	0015
	9. Saturn Gray Detail.....	0182
	10. Ginger Detail	0546
	11. Flax Detail	0552
	12. Dark Gray Detail.....	4074
	13. Medium Gray Detail.....	4073
	14. Violet Detail	3130
	15. Light Purple Detail	3350
	16. Dark Blue Detail	3574
	17. Seam	0020

Note: Some designs in this collection may have been created using unique special stitches and/or techniques. To preserve design integrity when rescaling or rotating designs in your software, always rescale or rotate designs using the handles directly on-screen.

80332-31 Tile 31

***Fabric Required**

Size Inches: Size mm: Stitch Count:
6.73 X 4.45 in. 170.8 X 113.1 mm 43423 St.



■ 1. Dark Green Detail.....	5643
■ 2. Green Detail	5542
■ 3. Limabean Detail	5833
■ 4. Medium Green Detail	5933
■ 5. Kiwi Detail.....	5822
■ 6. Gray Detail	4071
■ 7. Brown Detail	0345
□ 8. White Detail	0015
■ 9. Saturn Gray Detail	0182
■ 10. Blue Detail	3631
■ 11. Baby Blue Detail.....	3652
■ 12. Ginger Detail	0546
■ 13. Daffodil Detail	0520
■ 14. Gold Detail.....	0922
■ 15. Dark Purple Detail	2953
■ 16. Seam	0020













Note: Some designs in this collection may have been created using unique special stitches and/or techniques. To preserve design integrity when rescaling or rotating designs in your software, always rescale or rotate designs using the handles directly on-screen.

80332-32 Tile 32

***Fabric Required**

Size Inches: Size mm: Stitch Count:
6.74 X 4.48 in. 171.2 X 113.9 mm 49175 St.



	1. Dark Green Detail.....	5643
	2. Green Detail	5542
	3. Limabean Detail	5833
	4. Medium Green Detail	5933
	5. Kiwi Detail.....	5822
	6. Gray Detail	4071
	7. Brown Detail	0345
	8. White Detail	0015
	9. Saturn Gray Detail.....	0182
	10. Blue Detail.....	3631
	11. Baby Blue Detail.....	3652
	12. Ginger Detail	0546
	13. Daffodil Detail	0520
	14. Gold Detail.....	0922
	15. Seam.....	0020

Stabilizers

- Heavy Weight TearAway 15" 2 rolls
- Fusible Woven 15" 1 roll

Fabrics/Textiles

- 3 ½ yd light blue cotton fabric
- Note - These yardages assume that stabilizer and fabrics will be cut 10" x 15" for hooping. More or less fabric and/or stabilizer may be needed depending on the size hoop used or if more than one tile is stitched per hooping.
- Batting 30" x 38"
- Backing 1 yard
- Binding 1/3 yard, cut 4 strips width of fabric x 2 ½" strips, stitch together at 45° angle to create one long strip

Notions & Tools


- 505 Temporary Spray Adhesive
- OESD Perfect Point and Press Tool
- OESD Perfect Embroidery Press Cloth
- Ruler, rotary cutter, mat
- OESD bobbin thread
- Water soluble thread or invisible thread (optional)
- Contrasting bobbin thread (seam stitch only, may be different colors)
- Fabric marking pen or pencil
- Organ Needle Embroidery sharp 80/12
- Open toe sewing foot (recommended)
- Edge stitch sewing foot (recommended)
- Walking foot (recommended)

Isacord Thread Colors

- As per thread chart

DIAGRAM

COMPLETED TILING
SCENE IS 26" X 34"



It is a violation of Copyright law to make and distribute copies of electronic designs or artwork. Electronic designs are licensed to the original purchaser for use at one location. ©2021 Gelsinger Licensing Group. All rights reserved.

STEP 1

- Embroider one of each design file 80332-01 through 80332-32.
- For each hooping, cut the following 10" x 15", or large enough to hoop:
 - 1 piece of Fusible Woven
 - 2 pieces of Heavy Weight TearAway
 - 1 piece of light blue fabric
- Note: To economize on fabric, cut the fabric 15" wide (or the height of the hoop + 2") x width of the fabric. Apply the stabilizers. Move the hoop down the length of the fabric as each block is stitched. Leave a minimum of 1.5" between the blocks.

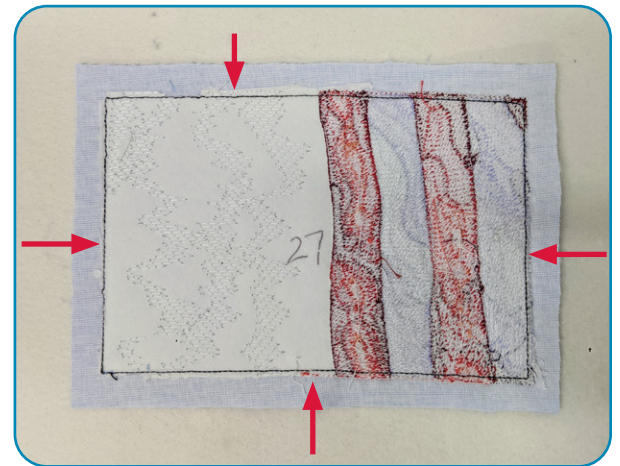
STEP 2

- Apply Fusible Woven to the back of the background fabric, per the product directions.
- Apply two layers of Heavy Weight TearAway to the back of the background fabric with temporary spray adhesive.
- Hoop fabric and stabilizer.



STEP 3

- For each tile, stitch the colors per the thread chart.
- The last color change in each block is called “Seam”. This line is the guide when trimming and stitching the tiles together and needs to be highly visible on the back side of the tile. Stitch the top color in a thread that blends with the fabric, invisible thread, or water-soluble thread. For the bobbin, use a color which contrasts sharply with the back of the tile.
- Note: Since the bobbin color doesn’t have to be the same on each tile, this is a great time to use up those partially wound bobbins.




ASSEMBLY





STEP 1

- After embroidery is complete, press each block face down on a Perfect Embroidery Press Cloth.
- Write the number of the block on the back so it is easily identified during construction! Use a pen or pencil that will not bleed through to the front side.



STEP 2

- At the cutting mat, place the block right side down. Identify the “seam” stitch line. Trim 1/2” inch out from the seam stitch line, on all four sides, to create the seam allowance. Accuracy here will greatly facilitate the construction of the scene.




ASSEMBLY



STEP 3

- Arrange the tiles in the layout for the scene.



STEP 4

- Stitch two adjacent tiles, right sides together; the bottom of one tile to the top of the one below it. Align the matching edges and stitch just inside of the seam line.
- Repeat until all the blocks have been paired.




ASSEMBLY




STEP 5

- Press each seam open. If the seams do not come apart easily, press both seam allowances to one side using steam and a cotton or linen setting. While warm, open the seam allowance with the large ball of the Expert Point and Press Tool. Press again and allow to cool. Do not remove excess stabilizer from inside the seam line.




STEP 6

- Layout the pressed tiles.
- Pair the connected tiles with the connected tiles to the adjacent pair.



STEP 7

- Align the center seams.
- Stitch just inside the seam line connecting all four blocks. Press seams open. If the seams or major points of matching do not match up, try stitching that part first. Check for accuracy. Then stitch across the tiles.



STEP 8

- Finish connecting the block of tiles to the ones below. Press and remove stabilizer from the seam allowances. Then continue the stitching and pressing process until the scene is complete.



ASSEMBLY




STEP 9

- Cut batting and backing at least 2" larger than the tiling scene.
- Layer the backing (right side down), batting, and center the tiling scene (right side up).
- Spray baste all 3 layers with temporary spray adhesive.



STEP 10

- Load the sewing machine with a thread color that blends with the scene or invisible thread.
- Stitch in the ditch where the tiles connect to attach the batting and backing to the top. For best results use a walking foot or a dual feed foot.




ASSEMBLY



STEP 11

- Trim 1/4" from the edge of the top through all three layers to square up the finished scene.



STEP 12

- Zigzag over the raw edges to join the edges together.
- Bind as desired.

