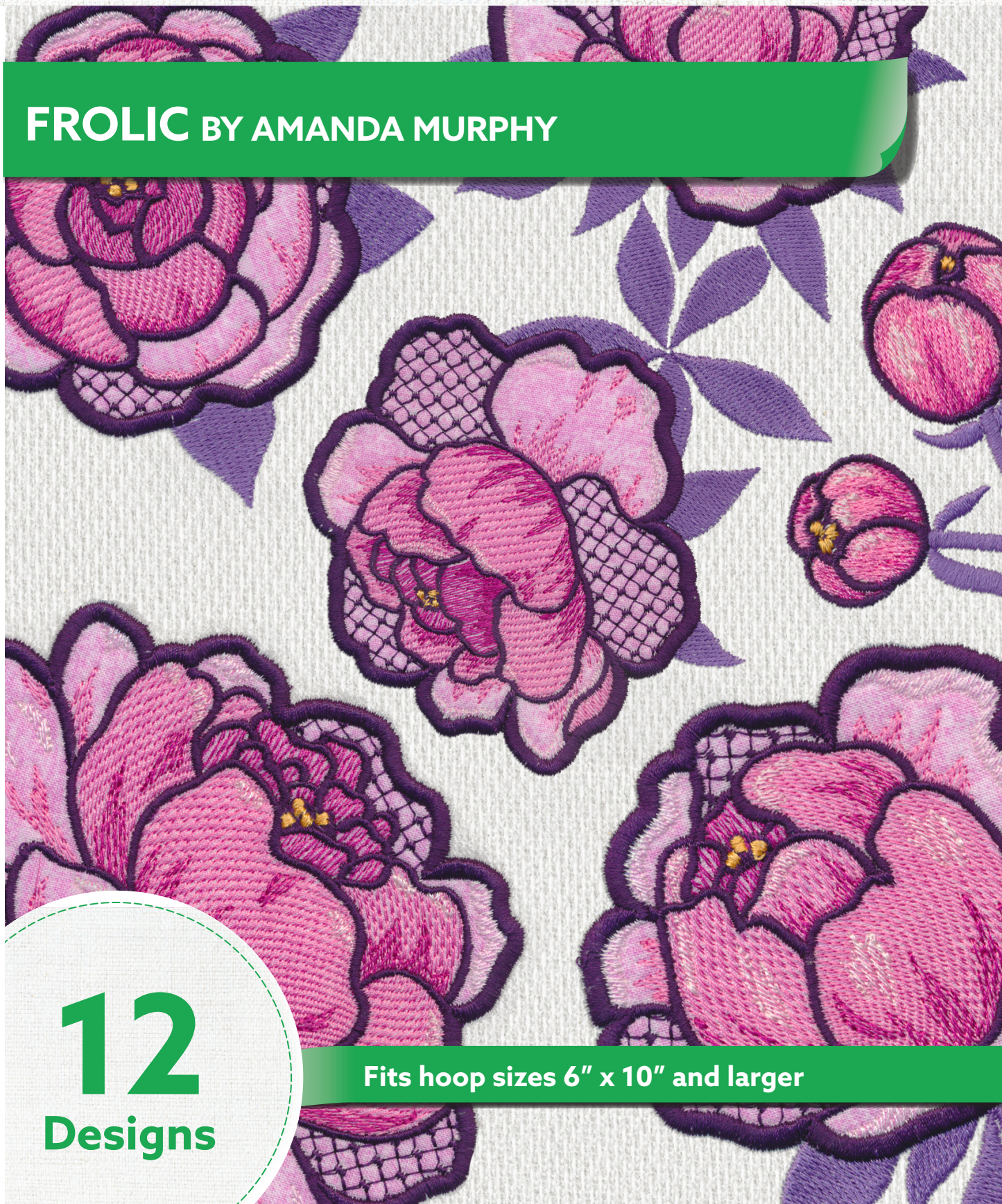


# FROLIC BY AMANDA MURPHY



**12**  
Designs

Fits hoop sizes 6" x 10" and larger



# THREAD LIST



## Isacord Thread Colors

0010 Silky White	3536 Heraldic
1030 Passion Fruit	4114 Danish Teal
2171 Blush	4240 Spearmint
2532 Pretty in Pink	5833 Limabean
2723 Peony	5912 Erin Green
2920 Purple	6151 Lemongrass
3045 Cachet	

**Note: One spool of 1000 meter thread is adequate for the project unless otherwise noted.**

## DESIGNS









Note: Some designs in this collection may have been created using unique special stitches and/or techniques. To preserve design integrity when rescaling or rotating designs in your software, always rescale or rotate designs using the handles directly on-screen.

### \*Fabric Required



### 80335-01 Frolic Flower 1 Applique

Size Inches:                      Size mm:                      Stitch Count:  
5.24 X 4.77 in. 133.0 X 121.0 mm    18997 St.

	1. Pink Fabric Placement Stitch .....	2920
	2. Cut Line and Tackdown .....	2920
	3. Medium Purple Detail .....	2920
	4. Medium Pink Detail .....	2532
	5. Light Pink Detail .....	2171
	6. Dark Pink Detail.....	2723
	7. Cover Stitch and Dark Purple Detail.....	3536
	8. Orange Detail .....	1030

Note: Some designs in this collection may have been created using unique special stitches and/or techniques. To preserve design integrity when rescaling or rotating designs in your software, always rescale or rotate designs using the handles directly on-screen.

**\*Fabric Required**

### 80335-02 Frolic Flowers 2 Applique



Size Inches:                      Size mm:                      Stitch Count:  
**7.60 X 4.66 in. 193.1 X 118.4 mm 27001 St.**

- 1. Pink Fabric Placement Stitch ..... 2920
- 2. Cut Line and Tackdown ..... 2920
- 3. Medium Purple Detail ..... 2920
- 4. Medium Pink Detail ..... 2532
- 5. Light Pink Detail ..... 2171
- 6. Dark Pink Detail..... 2723
- 7. Cover Stitch and Dark Purple Detail..... 3536
- 8. Orange Detail ..... 1030

**\*Fabric Required**

### 80335-03 Frolic Flower 3 Applique



Size Inches:                      Size mm:                      Stitch Count:  
**4.49 X 3.96 in. 114.0 X 100.5 mm 14349 St.**

- 1. Pink Fabric Placement Stitch ..... 2920
- 2. Cut Line and Tackdown ..... 2920
- 3. Medium Purple Detail ..... 2920
- 4. Medium Pink Detail ..... 2532
- 5. Light Pink Detail ..... 2171
- 6. Dark Pink Detail..... 2723
- 7. Cover Stitch and Dark Purple Detail..... 3536
- 8. Orange Detail ..... 1030

Note: Some designs in this collection may have been created using unique special stitches and/or techniques. To preserve design integrity when rescaling or rotating designs in your software, always rescale or rotate designs using the handles directly on-screen.

**\*Fabric Required**

### 80335-04 Frolic Flower 4 Applique



Size Inches:                      Size mm:                      Stitch Count:  
**4.51 X 4.64 in. 114.5 X 117.8 mm 14375 St.**

- 1. Pink Fabric Placement Stitch ..... 2920
- 2. Cut Line and Tackdown ..... 2920
- 3. Medium Purple Detail ..... 2920
- 4. Medium Pink Detail ..... 2532
- 5. Light Pink Detail ..... 2171
- 6. Dark Pink Detail..... 2723
- 7. Cover Stitch and Dark Purple Detail..... 3536
- 8. Orange Detail ..... 1030

**\*Fabric Required**

### 80335-05 Frolic Medallion 1 Applique



Size Inches:                      Size mm:                      Stitch Count:  
**5.52 X 5.52 in. 140.2 X 140.2 mm 28223 St.**

- 1. Purple Fabric Placement Stitch ..... 4240
- 2. Cut Line and Tackdown ..... 4240
- 3. Cover Stitch..... 4240
- 4. Light Pink Detail ..... 2532
- 5. Dark Green Detail..... 5833
- 6. Medium Green Detail ..... 5912
- 7. Light Green Detail ..... 6151
- 8. Light Blue Detail ..... 4240
- 9. White Detail ..... 0010
- 10. Dark Pink Detail..... 2723



Note: Some designs in this collection may have been created using unique special stitches and/or techniques. To preserve design integrity when rescaling or rotating designs in your software, always rescale or rotate designs using the handles directly on-screen.

**\*Fabric Required**

### 80335-06 Frolic Medallion 2 Applique

Size Inches:                      Size mm:                      Stitch Count:  
**5.07 X 5.07 in. 128.7 X 128.7 mm 25120 St.**



	1. Purple Fabric Placement Stitch .....	4240
	2. Cut Line and Tackdown .....	4240
	3. Cover Stitch .....	4240
	4. Light Pink Detail .....	2532
	5. Dark Pink Detail .....	2723
	6. Dark Green Detail .....	5833
	7. Medium Green Detail .....	5912
	8. Light Green Detail .....	6151
	9. Light Purple Detail .....	3045
	10. Light Blue Detail .....	4240
	11. White Detail .....	0010
	12. Dark Blue Detail .....	4114

**\*Fabric Required**

### 80335-07 Frolic Medallion 3 Applique

Size Inches:                      Size mm:                      Stitch Count:  
**4.54 X 4.54 in. 115.3 X 115.3 mm 13672 St.**









	1. Purple Fabric Placement Stitch .....	4240
	2. Cut Line and Tackdown .....	4240
	3. Cover Stitch .....	4240
	4. Light Pink Detail .....	2532
	5. Dark Pink Detail .....	2723
	6. Light Green Detail .....	6151
	7. Light Blue Detail .....	4240
	8. Dark Green Detail .....	5833
	9. Light Purple Detail .....	3045
	10. Dark Blue Detail .....	4114
	11. White Detail .....	0010

Note: Some designs in this collection may have been created using unique special stitches and/or techniques. To preserve design integrity when rescaling or rotating designs in your software, always rescale or rotate designs using the handles directly on-screen.

## 80335-08 Frolic Flowers 5

Size Inches:                      Size mm:                      Stitch Count:  
**2.80 X 2.17 in.    71.1 X 55.1 mm    5402 St.**








	1. Medium Purple Detail .....	2920
	2. Medium Pink Detail .....	2532
	3. Dark Pink Detail.....	2723
	4. Dark Purple Detail .....	3536
	5. Light Pink Detail .....	2171
	6. Orange Detail .....	1030

## 80335-09 Frolic Flowers 6

Size Inches:                      Size mm:                      Stitch Count:  
**2.91 X 2.18 in.    73.9 X 55.3 mm    7433 St.**



	1. Light Green Detail .....	6151
	2. Light Blue Detail .....	4240
	3. Dark Blue Detail .....	4114
	4. Dark Green Detail.....	5833
	5. Orange Detail .....	1030








Note: Some designs in this collection may have been created using unique special stitches and/or techniques. To preserve design integrity when rescaling or rotating designs in your software, always rescale or rotate designs using the handles directly on-screen.

## 80335-10 Frolic Flowers 7

Size Inches:                      Size mm:                      Stitch Count:  
**2.62 X 1.78 in.   66.5 X 45.3 mm   5472 St.**







	1. Light Green Detail .....	6151
	2. Dark Green Detail.....	5833
	3. Light Blue Detail .....	4240
	4. Dark Blue Detail .....	4114
	5. Orange Detail .....	1030

## 80335-11 Frolic Flowers 8

Size Inches:                      Size mm:                      Stitch Count:  
**2.87 X 2.50 in.   73.0 X 63.6 mm   5766 St.**



	1. Light Green Detail .....	6151
	2. Dark Green Detail.....	5833
	3. White Detail.....	0010
	4. Medium Green Detail .....	5912

Note: Some designs in this collection may have been created using unique special stitches and/or techniques. To preserve design integrity when rescaling or rotating designs in your software, always rescale or rotate designs using the handles directly on-screen.

## 80335-12 Frolic Flowers 9

Size Inches:	Size mm:	Stitch Count:
<b>2.49 X 3.05 in.</b>	<b>63.4 X 77.5 mm</b>	<b>8147 St.</b>

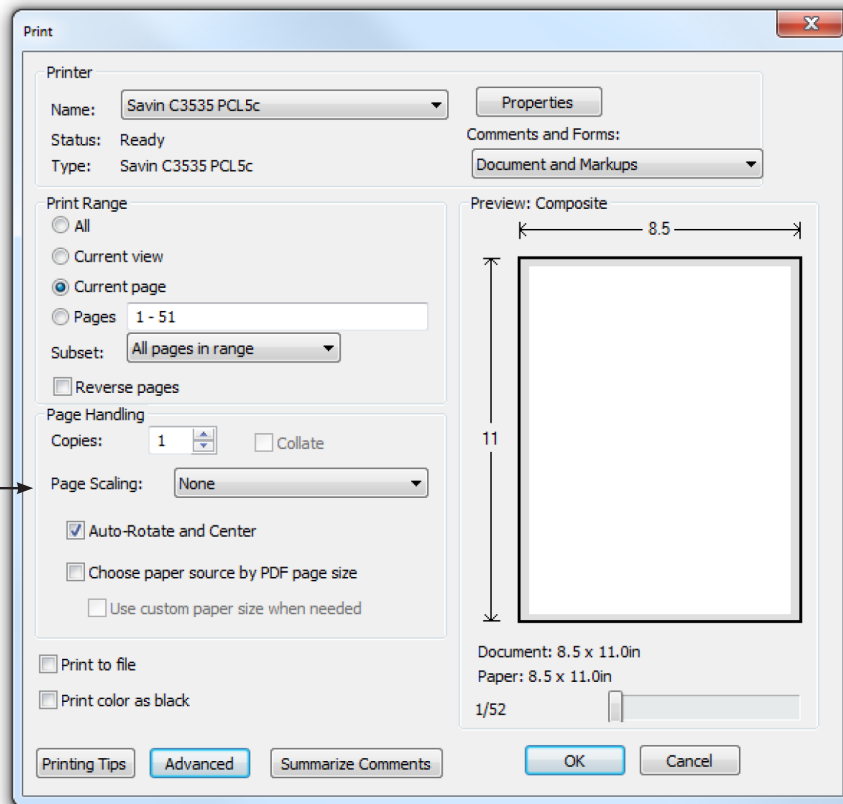
	1. Orange Detail .....	1030
	2. Light Green Detail .....	6151
	3. White Detail .....	0010





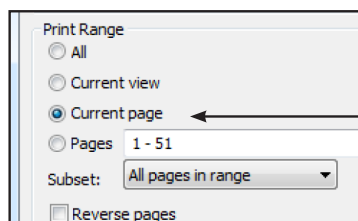
## ATTENTION

When printing this document, any page scaling or page fitting options in your print dialog box must be turned OFF or set to NONE so that your files will print out at their actual size. Images not printed at actual size will not function as intended.



## TO SAVE PAPER

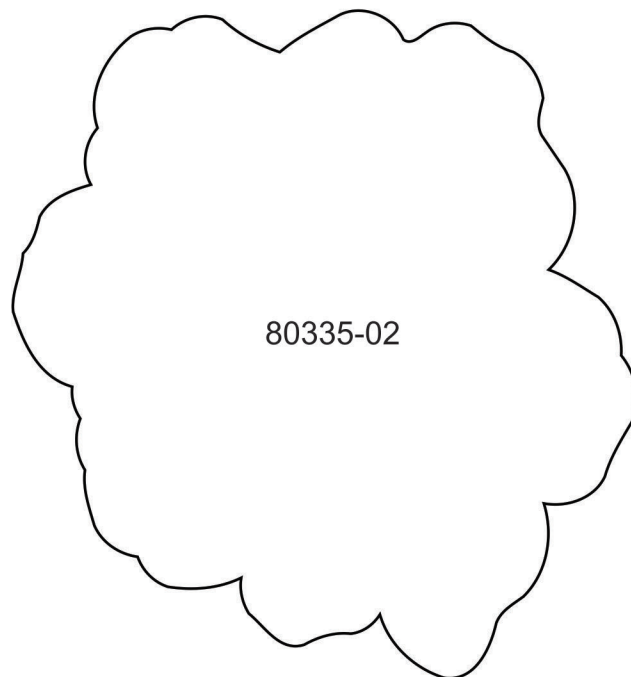
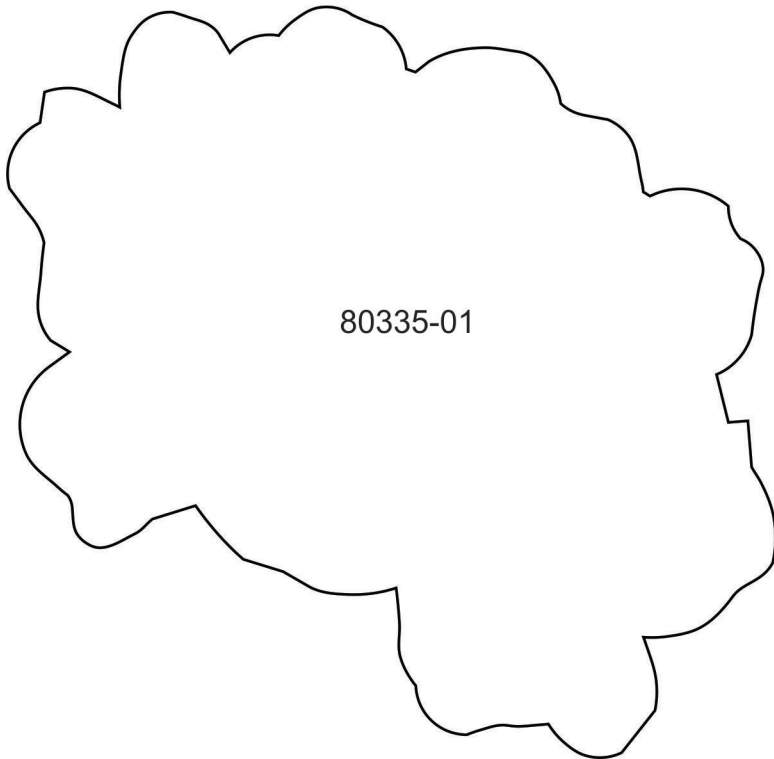
Only print the desired image by navigating to the image's page, go to File > Print and select "Current page" in the print dialog box. Repeat for each desired image.



# APPLIQUE PATTERNS



Print at 100%. No scaling. This box measures 1" x 1". Use the box as an accuracy guide when printing templates.

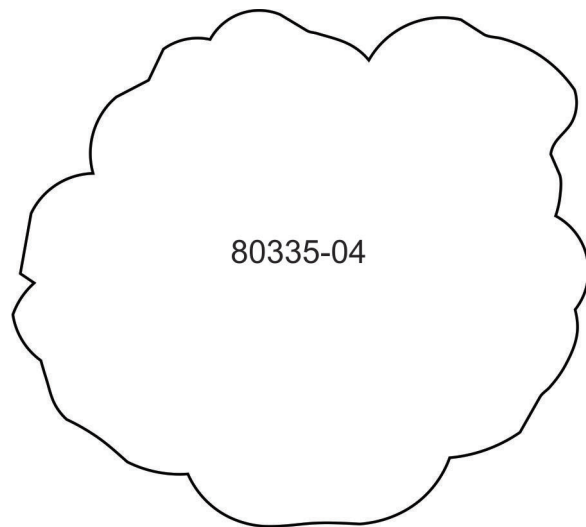





# APPLIQUE PATTERNS



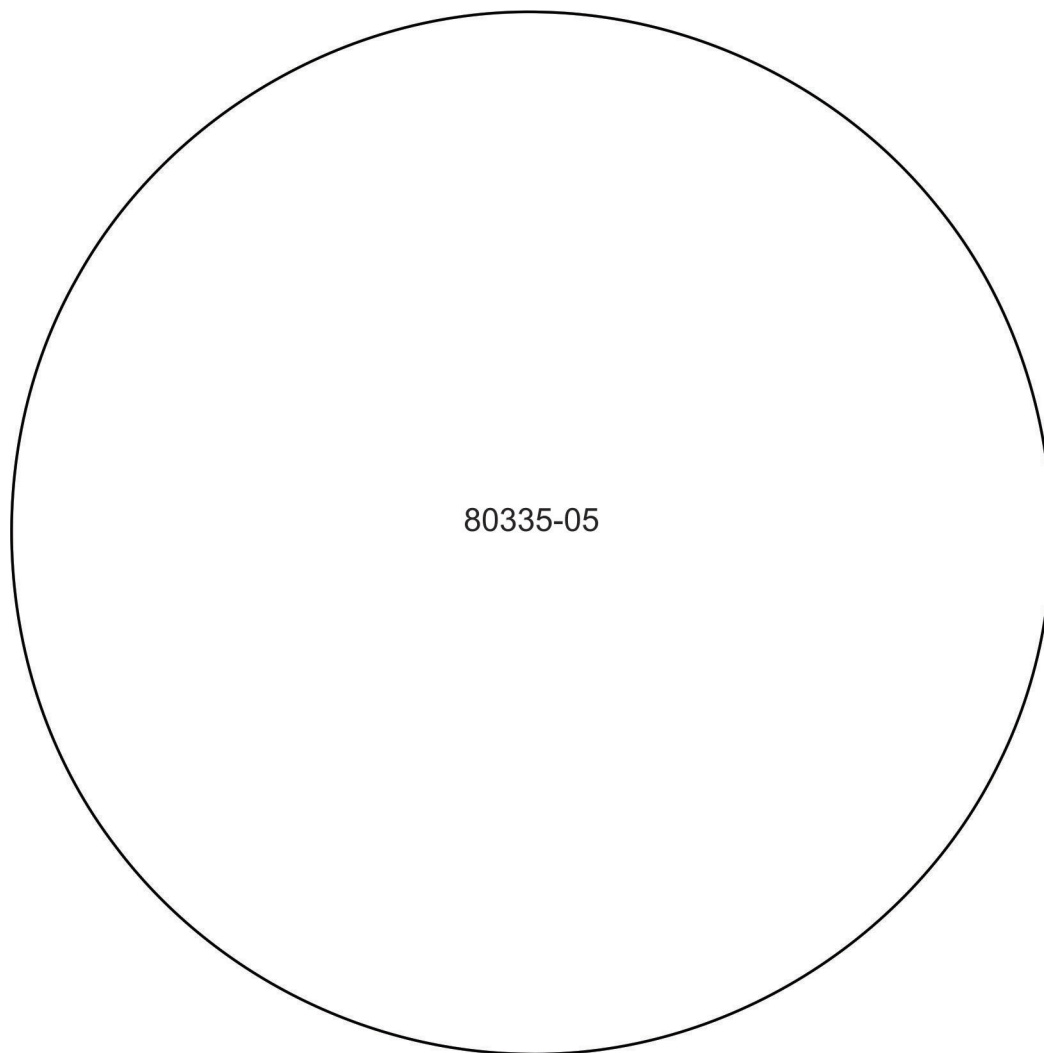
Print at 100%. No scaling. This box measures 1" x 1". Use the box as an accuracy guide when printing templates.



# APPLIQUE PATTERNS



Print at 100%. No scaling. This box measures 1" x 1". Use the box as an accuracy guide when printing templates.



# APPLIQUE PATTERNS



Print at 100%. No scaling. This box measures 1" x 1". Use the box as an accuracy guide when printing templates.

80335-06

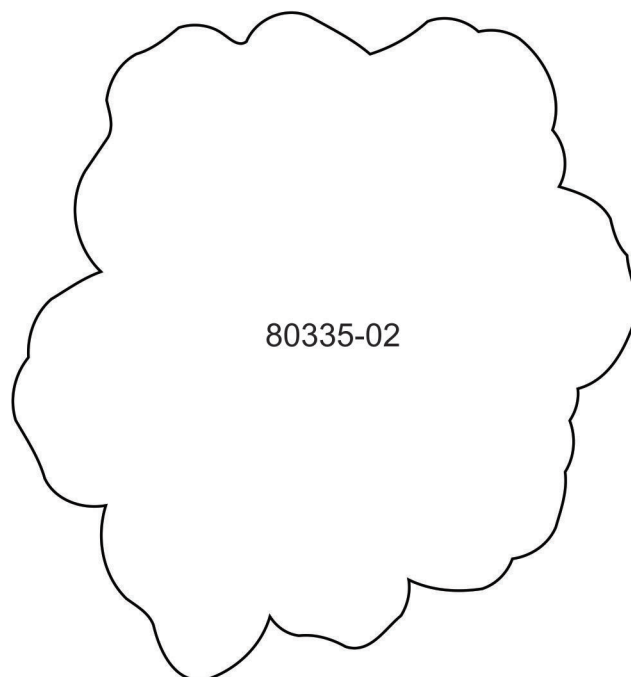
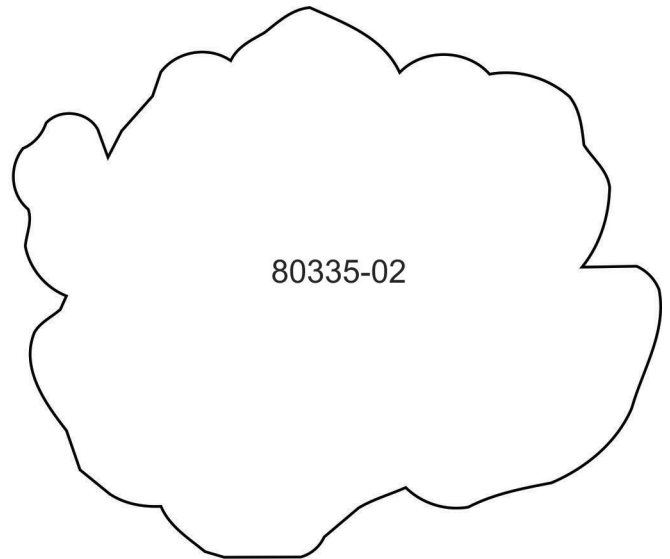
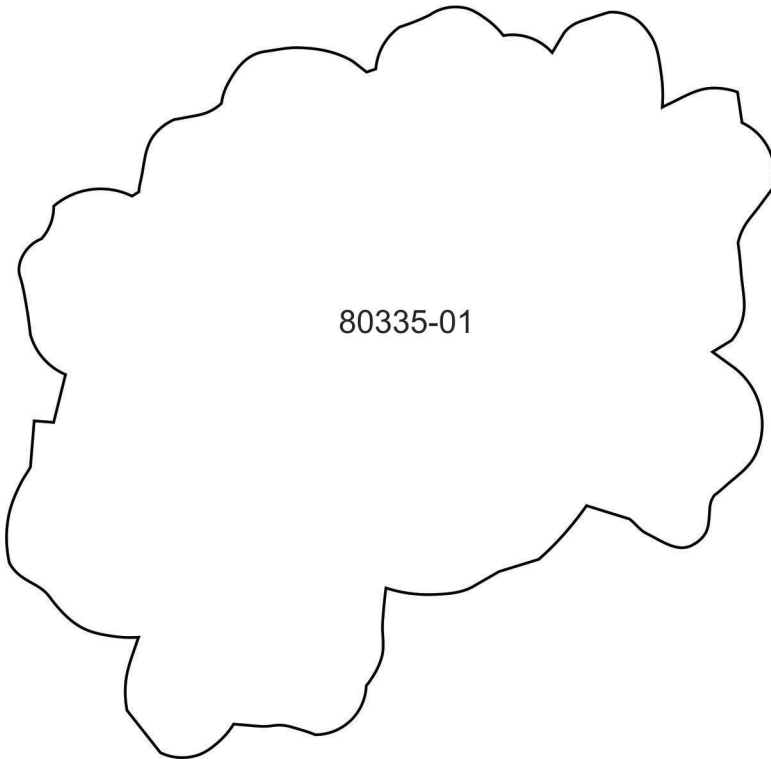
80335-07



# MIRRORED PATTERNS




Print at 100%. No scaling. This box measures 1" x 1". Use the box as an accuracy guide when printing templates.



# MIRRORED PATTERNS



Print at 100%. No scaling. This box measures 1" x 1". Use the box as an accuracy guide when printing templates.



80335-03

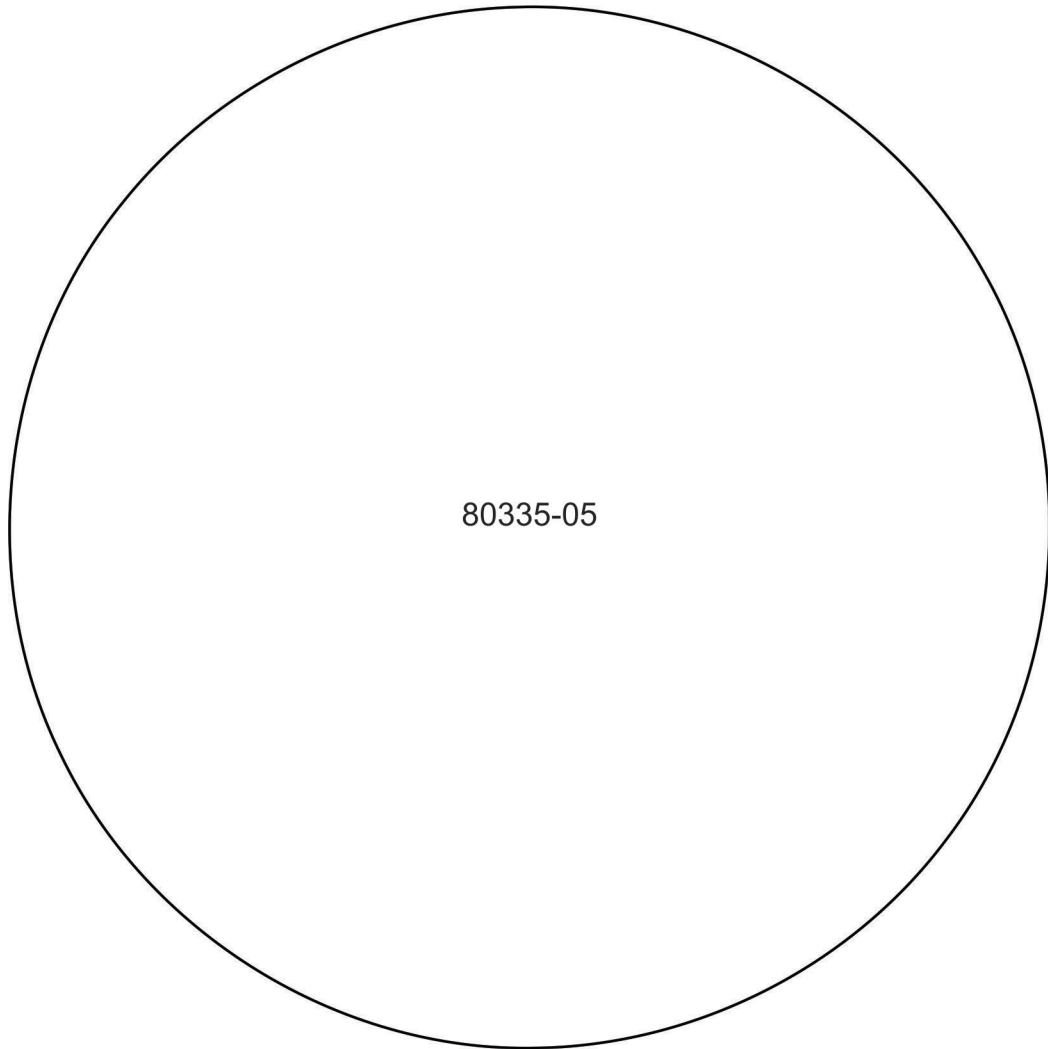


80335-04

# MIRRORED PATTERNS



Print at 100%. No scaling. This box measures 1" x 1". Use the box as an accuracy guide when printing templates.





# MIRRORED PATTERNS



Print at 100%. No scaling. This box measures 1" x 1". Use the box as an accuracy guide when printing templates.

80335-06

80335-07