

LIFE IS ROSEY



41
Designs

THREAD LIST



Isacord Thread Colors

0020 Black
0506 Yellow Bird
0704 Gold
2508 Hot Pink
2532 Pretty in Pink

2560 Azalea Pink
3150 Stainless
3151 Blue Dawn
3332 Forget Me Not
3333 Fire Blue






4610 Deep Aqua
4620 Jade
4643 Amazon
4644 Mallard

Note: Some designs in this collection may have been created using unique special stitches and/or techniques. To preserve design integrity when rescaling or rotating designs in your software, always rescale or rotate designs using the handles directly on-screen.

82024-01 Rosey A

Size Inches: Size mm: Stitch Count:
3.03 X 3.50 in. **77.0 X 88.9 mm** **11401 St.**








	1. Green Leaves.....	4610
	2. Dark Green Leaves and Stems.....	4644
	3. Hot Pink Petals.....	2508
	4. Light Pink Petals.....	2560
	5. Pink Petals.....	2532

82024-02 Rosey B

Size Inches: Size mm: Stitch Count:
3.02 X 3.11 in. **76.7 X 79.0 mm** **12892 St.**








	1. Green Leaves.....	4610
	2. Dark Green Leaves and Stems.....	4644
	3. Hot Pink Petals.....	2508
	4. Light Pink Petals.....	2560
	5. Pink Petals.....	2532

Note: Some designs in this collection may have been created using unique special stitches and/or techniques. To preserve design integrity when rescaling or rotating designs in your software, always rescale or rotate designs using the handles directly on-screen.

82024-03 Rosey C








Size Inches: Size mm: Stitch Count:
3.03 X 2.87 in. **77.0 X 72.9 mm** **10721 St.**

	1. Green Leaves	4610
	2. Dark Green Leaves and Stems	4644
	3. Hot Pink Petals	2508
	4. Light Pink Petals	2560
	5. Pink Petals	2532

82024-04 Rosey D



Size Inches: Size mm: Stitch Count:
3.01 X 3.35 in. **76.5 X 85.1 mm** **14902 St.**






	1. Green Leaves	4610
	2. Dark Green Leaves and Stems	4644
	3. Hot Pink Petals	2508
	4. Light Pink Petals	2560
	5. Pink Petals	2532

Note: Some designs in this collection may have been created using unique special stitches and/or techniques. To preserve design integrity when rescaling or rotating designs in your software, always rescale or rotate designs using the handles directly on-screen.

82024-05 Rosey E








Size Inches: Size mm: Stitch Count:
3.03 X 3.18 in. **77.0 X 80.8 mm** **13258 St.**

	1. Green Leaves	4610
	2. Dark Green Leaves and Stems	4644
	3. Hot Pink Petals	2508
	4. Light Pink Petals	2560
	5. Pink Petals	2532

82024-06 Rosey F



Size Inches: Size mm: Stitch Count:
3.02 X 3.05 in. **76.7 X 77.5 mm** **12155 St.**

	1. Green Leaves	4610
	2. Dark Green Leaves and Stems	4644
	3. Hot Pink Petals	2508
	4. Light Pink Petals	2560
	5. Pink Petals	2532

Note: Some designs in this collection may have been created using unique special stitches and/or techniques. To preserve design integrity when rescaling or rotating designs in your software, always rescale or rotate designs using the handles directly on-screen.

82024-07 Rosey G



Size Inches: Size mm: Stitch Count:
3.01 X 3.16 in. **76.5 X 80.3 mm** **12945 St.**

- 1. Green Leaves 4610
- 2. Dark Green Leaves and Stems 4644
- 3. Hot Pink Petals 2508
- 4. Light Pink Petals 2560
- 5. Pink Petals 2532

82024-08 Rosey H



Size Inches: Size mm: Stitch Count:
3.04 X 3.65 in. **77.2 X 92.7 mm** **15861 St.**






- 1. Green Leaves 4610
- 2. Dark Green Leaves and Stems 4644
- 3. Hot Pink Petals 2508
- 4. Light Pink Petals 2560
- 5. Pink Petals 2532

Note: Some designs in this collection may have been created using unique special stitches and/or techniques. To preserve design integrity when rescaling or rotating designs in your software, always rescale or rotate designs using the handles directly on-screen.

82024-09 Rosey I








Size Inches: Size mm: Stitch Count:
3.04 X 1.80 in. **77.2 X 45.7 mm** **7301 St.**

	1. Green Leaves	4610
	2. Dark Green Leaves and Stems	4644
	3. Hot Pink Petals	2508
	4. Light Pink Petals	2560
	5. Pink Petals	2532

82024-10 Rosey J



Size Inches: Size mm: Stitch Count:
3.02 X 2.57 in. **76.7 X 65.3 mm** **9589 St.**






	1. Green Leaves	4610
	2. Dark Green Leaves and Stems	4644
	3. Hot Pink Petals	2508
	4. Light Pink Petals	2560
	5. Pink Petals	2532

Note: Some designs in this collection may have been created using unique special stitches and/or techniques. To preserve design integrity when rescaling or rotating designs in your software, always rescale or rotate designs using the handles directly on-screen.

82024-11 Rosey K

Size Inches: Size mm: Stitch Count:
3.04 X 3.81 in. **77.2 X 96.8 mm** **16355 St.**








	1. Green Leaves.....	4610
	2. Dark Green Leaves and Stems.....	4644
	3. Hot Pink Petals.....	2508
	4. Light Pink Petals.....	2560
	5. Pink Petals.....	2532

82024-12 Rosey L

Size Inches: Size mm: Stitch Count:
3.06 X 2.85 in. **77.7 X 72.4 mm** **10749 St.**








	1. Green Leaves.....	4610
	2. Dark Green Leaves and Stems.....	4644
	3. Hot Pink Petals.....	2508
	4. Light Pink Petals.....	2560
	5. Pink Petals.....	2532

Note: Some designs in this collection may have been created using unique special stitches and/or techniques. To preserve design integrity when rescaling or rotating designs in your software, always rescale or rotate designs using the handles directly on-screen.

82024-13 Rosey M

Size Inches: Size mm: Stitch Count:
3.02 X 4.50 in. **76.7 X 114.3 mm** **19771 St.**








	1. Green Leaves.....	4610
	2. Dark Green Leaves and Stems.....	4644
	3. Hot Pink Petals.....	2508
	4. Light Pink Petals.....	2560
	5. Pink Petals.....	2532

82024-14 Rosey N

Size Inches: Size mm: Stitch Count:
3.02 X 3.51 in. **76.7 X 89.2 mm** **14400 St.**








	1. Green Leaves.....	4610
	2. Dark Green Leaves and Stems.....	4644
	3. Hot Pink Petals.....	2508
	4. Light Pink Petals.....	2560
	5. Pink Petals.....	2532

Note: Some designs in this collection may have been created using unique special stitches and/or techniques. To preserve design integrity when rescaling or rotating designs in your software, always rescale or rotate designs using the handles directly on-screen.

82024-15 Rosey O








Size Inches: Size mm: Stitch Count:
3.00 X 3.31 in. **76.2 X 84.1 mm** **13993 St.**

	1. Green Leaves.....	4610
	2. Dark Green Leaves and Stems.....	4644
	3. Hot Pink Petals.....	2508
	4. Light Pink Petals.....	2560
	5. Pink Petals.....	2532

82024-16 Rosey P



Size Inches: Size mm: Stitch Count:
3.03 X 3.21 in. **77.0 X 81.5 mm** **12258 St.**






	1. Green Leaves.....	4610
	2. Dark Green Leaves and Stems.....	4644
	3. Hot Pink Petals.....	2508
	4. Light Pink Petals.....	2560
	5. Pink Petals.....	2532

Note: Some designs in this collection may have been created using unique special stitches and/or techniques. To preserve design integrity when rescaling or rotating designs in your software, always rescale or rotate designs using the handles directly on-screen.

82024-17 Rosey Q








Size Inches:	Size mm:	Stitch Count:
3.26 X 3.68 in.	82.8 X 93.5 mm	17627 St.

	1. Green Leaves	4610
	2. Dark Green Leaves and Stems	4644
	3. Hot Pink Petals	2508
	4. Light Pink Petals	2560
	5. Pink Petals	2532

82024-18 Rosey R



Size Inches:	Size mm:	Stitch Count:
3.04 X 3.56 in.	77.2 X 90.4 mm	15949 St.

	1. Green Leaves	4610
	2. Dark Green Leaves and Stems	4644
	3. Hot Pink Petals	2508
	4. Light Pink Petals	2560
	5. Pink Petals	2532

Note: Some designs in this collection may have been created using unique special stitches and/or techniques. To preserve design integrity when rescaling or rotating designs in your software, always rescale or rotate designs using the handles directly on-screen.

82024-19 Rosey S



Size Inches: Size mm: Stitch Count:
2.99 X 2.72 in. **75.9 X 69.1 mm** **12599 St.**

- 1. Green Leaves 4610
- 2. Dark Green Leaves and Stems 4644
- 3. Hot Pink Petals 2508
- 4. Light Pink Petals 2560
- 5. Pink Petals 2532

82024-20 Rosey T



Size Inches: Size mm: Stitch Count:
3.02 X 3.16 in. **76.7 X 80.3 mm** **11283 St.**






- 1. Green Leaves 4610
- 2. Dark Green Leaves and Stems 4644
- 3. Hot Pink Petals 2508
- 4. Light Pink Petals 2560
- 5. Pink Petals 2532

Note: Some designs in this collection may have been created using unique special stitches and/or techniques. To preserve design integrity when rescaling or rotating designs in your software, always rescale or rotate designs using the handles directly on-screen.

82024-21 Rosey U








Size Inches: Size mm: Stitch Count:
3.01 X 3.33 in. **76.5 X 84.6 mm** **13005 St.**

	1. Green Leaves	4610
	2. Dark Green Leaves and Stems	4644
	3. Hot Pink Petals	2508
	4. Light Pink Petals	2560
	5. Pink Petals	2532

82024-22 Rosey V



Size Inches: Size mm: Stitch Count:
3.02 X 3.46 in. **76.7 X 87.9 mm** **11695 St.**






	1. Green Leaves	4610
	2. Dark Green Leaves and Stems	4644
	3. Hot Pink Petals	2508
	4. Light Pink Petals	2560
	5. Pink Petals	2532

Note: Some designs in this collection may have been created using unique special stitches and/or techniques. To preserve design integrity when rescaling or rotating designs in your software, always rescale or rotate designs using the handles directly on-screen.

82024-23 Rosey W

Size Inches: Size mm: Stitch Count:
3.02 X 4.49 in. **76.7 X 114.0 mm** **19109 St.**








	1. Green Leaves.....	4610
	2. Dark Green Leaves and Stems	4644
	3. Hot Pink Petals.....	2508
	4. Light Pink Petals.....	2560
	5. Pink Petals	2532

82024-24 Rosey X

Size Inches: Size mm: Stitch Count:
3.03 X 3.43 in. **77.0 X 87.1 mm** **15199 St.**








	1. Green Leaves.....	4610
	2. Dark Green Leaves and Stems	4644
	3. Hot Pink Petals.....	2508
	4. Light Pink Petals.....	2560
	5. Pink Petals	2532

Note: Some designs in this collection may have been created using unique special stitches and/or techniques. To preserve design integrity when rescaling or rotating designs in your software, always rescale or rotate designs using the handles directly on-screen.

82024-25 Rosey Y








Size Inches: Size mm: Stitch Count:
3.01 X 3.33 in. **76.5 X 84.6 mm** **11613 St.**

	1. Green Leaves	4610
	2. Dark Green Leaves and Stems	4644
	3. Hot Pink Petals	2508
	4. Light Pink Petals	2560
	5. Pink Petals	2532

82024-26 Rosey Z



Size Inches: Size mm: Stitch Count:
3.01 X 2.84 in. **76.5 X 72.1 mm** **12883 St.**










	1. Green Leaves	4610
	2. Dark Green Leaves and Stems	4644
	3. Hot Pink Petals	2508
	4. Light Pink Petals	2560
	5. Pink Petals	2532

Note: Some designs in this collection may have been created using unique special stitches and/or techniques. To preserve design integrity when rescaling or rotating designs in your software, always rescale or rotate designs using the handles directly on-screen.

82024-27 Be Kind

Size Inches: Size mm: Stitch Count:
12.47 X 8.23 in. **316.7 X 209.0 mm** **111237 St.**













	1. Green Leaves	4610
	2. Dark Green Leaves	4644
	3. Hot Pink Petals	2508
	4. Dark Blue Petals	3333
	5. Blue Petals	3332
	6. Pink Petals	2532
	7. Light Blue Petal Outlines	3151
	8. Light Pink Petal Outlines	2560
	9. Stamens	0506

82024-28 Bloom

Size Inches: Size mm: Stitch Count:
13.15 X 7.00 in. **334.0 X 177.8 mm** **59313 St.**












	1. Dark Green Leaves	4644
	2. Green Leaves and Veins	4620
	3. Dark Green Leaf Veins	4643
	4. Dark Blue Petals	3333
	5. Blue Petals	3332
	6. Light Blue Petal Outlines	3151
	7. Light Pink Petals	2560
	8. Pink Petals	2532
	9. Hot Pink Petals	2508
	10. Stamens	0506

Note: Some designs in this collection may have been created using unique special stitches and/or techniques. To preserve design integrity when rescaling or rotating designs in your software, always rescale or rotate designs using the handles directly on-screen.

82024-29 Love


Size Inches: Size mm: Stitch Count:
11.89 X 8.20 in. **302.0 X 208.3 mm** **71111 St.**






	1. Blue Petals	3332
	2. Dark Blue Petal Detail	3333
	3. Dark Green Leaves and Stems	4644
	4. Green Leaves and Veins	4610
	5. Dark Green Leaf Veins	4644
	6. Light Pink Petals.....	2560
	7. Pink Petals	2532
	8. Hot Pink Petals.....	2508
	9. Stamens	0506

82024-30 Bluebell Wreath

Size Inches: Size mm: Stitch Count:
6.29 X 4.99 in. **159.8 X 126.7 mm** **26970 St.**




	1. Petals	3332
	2. Petal Details	3333
	3. Stems and Vines	4644

Note: Some designs in this collection may have been created using unique special stitches and/or techniques. To preserve design integrity when rescaling or rotating designs in your software, always rescale or rotate designs using the handles directly on-screen.

82024-31 Bluebell Heart

Size Inches: Size mm: Stitch Count:
 5.07 X 4.51 in. 128.8 X 114.6 mm 22884 St.



■	1. Petals	3332
■	2. Petal Detail	3333
■	3. Stems	4644

82024-32 Rosey Border

Size Inches: Size mm: Stitch Count:
 6.13 X 1.35 in. 155.7 X 34.3 mm 8507 St.



■	1. Green Leaves	4610
■	2. Dark Green Leaves and Stems	4644
■	3. Hot Pink Petals	2508
■	4. Light Pink Petals	2560
■	5. Pink Petals	2532

Note: Some designs in this collection may have been created using unique special stitches and/or techniques. To preserve design integrity when rescaling or rotating designs in your software, always rescale or rotate designs using the handles directly on-screen.

82024-33 Rosey Bouquet

Size Inches: Size mm: Stitch Count:
5.10 X 4.69 in. **129.5 X 119.1 mm** **25167 St.**









	1. Dark Green Leaves and Stems	4644
	2. Light Pink Petals.....	2560
	3. Hot Pink Petals.....	2508
	4. Pink Petals	2532
	5. Green Leaves.....	4610

82024-34 Rosey Corners

Size Inches: Size mm: Stitch Count:
7.45 X 3.85 in. **189.2 X 97.8 mm** **16049 St.**



	1. Dark Green Leaves	4644
	2. Green Leaves and Stems.....	4610
	3. Light Pink Petals.....	2560
	4. Pink Petals	2532
	5. Hot Pink Petals.....	2508
	6. Stamens	0704

Note: Some designs in this collection may have been created using unique special stitches and/or techniques. To preserve design integrity when rescaling or rotating designs in your software, always rescale or rotate designs using the handles directly on-screen.

82024-35 Rosey Fill In

Size Inches: Size mm: Stitch Count:
 11.44 X 8.51 in. 290.6 X 216.2 mm 59008 St.



■ 1. Name Drop Borders	0020
■ 2. Green Leaves.....	4610
■ 3. Dark Green Leaves and Stems	4644
■ 4. Light Pink Petals.....	2560
■ 5. Pink Petals	2532
■ 6. Hot Pink Petals.....	2508
■ 7. Stamens	0704



82024-36 Rosey Half Circle

Size Inches: Size mm: Stitch Count:
 7.63 X 4.35 in. 193.8 X 110.5 mm 24784 St.











■ 1. Blue Petals	3332
■ 2. Dark Blue Petal Detail	3333
■ 3. Dark Green Stems.....	4644
■ 4. Green Leaves.....	4610
■ 5. Light Pink Petals.....	2560
■ 6. Pink Petals	2532
■ 7. Dark Pink Petals.....	2508
■ 8. Dark Blue Petals.....	3333
■ 9. Blue Petals	3332
■ 10. Petal Outlines	3151
■ 11. Stamen	0506

Note: Some designs in this collection may have been created using unique special stitches and/or techniques. To preserve design integrity when rescaling or rotating designs in your software, always rescale or rotate designs using the handles directly on-screen.

82024-37 Floral Row

Size Inches: Size mm: Stitch Count:
7.48 X 3.72 in. **190.0 X 94.5 mm** **31715 St.**








	1. Leaves.....	4610
	2. Dark Blue Petals.....	3333
	3. Blue Petals.....	3332
	4. Light Blue Petal Outlines.....	3150
	5. Hot Pink Petals.....	2508
	6. Pink Petals.....	2532
	7. Light Pink Petal Outlines.....	2560
	8. Stamens.....	0506

82024-38 Rosey Wreath

Size Inches: Size mm: Stitch Count:
9.21 X 9.43 in. **233.9 X 239.5 mm** **41291 St.**



	1. Green Leaves.....	4610
	2. Dark Green Leaves and Stems.....	4644
	3. Hot Pink Petals.....	2508
	4. Light Pink Petals.....	2560
	5. Pink Petals.....	2532

Note: Some designs in this collection may have been created using unique special stitches and/or techniques. To preserve design integrity when rescaling or rotating designs in your software, always rescale or rotate designs using the handles directly on-screen.

82024-39 Small Bluebell Accent

Size Inches: Size mm: Stitch Count:
3.72 X 3.19 in. **94.5 X 81.0 mm** **14248 St.**



	1. Light Pink Petals.....	2560
	2. Hot Pink Petals.....	2508
	3. Dark Green Leaves and Stems	4643
	4. Green Leaf Veins.....	4610
	5. Dark Blue Petals.....	3333
	6. Blue Petals	3332
	7. Blue Petal Outlines.....	3151
	8. Stamens	0506

82024-40 Rosey Heart

Size Inches: Size mm: Stitch Count:
10.87 X 8.66 in. **276.1 X 220.0 mm** **43244 St.**






	1. Green Leaves.....	4610
	2. Dark Green Leaves and Stems	4644
	3. Hot Pink Petals.....	2508
	4. Light Pink Petals.....	2560
	5. Pink Petals	2532

Note: Some designs in this collection may have been created using unique special stitches and/or techniques. To preserve design integrity when rescaling or rotating designs in your software, always rescale or rotate designs using the handles directly on-screen.

82024-41 Rosey Leaves

Size Inches:	Size mm:	Stitch Count:
3.17 X 4.87 in.	80.5 X 123.7 mm	5569 St.

- | | | |
|---|-------------------------|------|
|  | 1. Green Leaf | 4610 |
|  | 2. Dark Green Leaf..... | 4644 |



PROJECT SUPPLIES



Stabilizer

- Fusible Woven-White
- Heavy Weight TearAway Stabilizer
- Ultra Clean and Tear Fusible Stabilizer

Supplies

- Grey cotton fabric: 2/3 yd
- White muslin: 3/8 yard
- Organ Needle: 75/11
- 505 Temporary Spray Adhesive
- Pom-pom trim: 5 yds
- 22" invisible zipper
- Polyfil stuffing
- Sewing thread

Info

- Approx. size: 10" x 18"

Isacord Thread Colors

4510
4644
2560
2508
2532
0704

INSTRUCTIONS



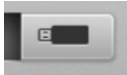
STEP 1

- Cut 1 piece of gray fabric: 22" x 14".
- Cut 2 back pieces 11" x 13".
- Iron Fusible Woven to the wrong side of each piece of fabric.




MACHINE INSTRUCTIONS

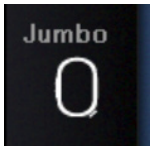
- Fuse the Ultra Clean and Tear to the back of the fabric, on top of the Fusible Woven.
- Spray the Heavy Weight Tear Away and adhere to the back of the fabric.
- Hoop the fabric and stabilizer in either the Jumbo or Maxi hoop.
- Attach the hoop to the machine.
- Select the USB icon on the embroidery screen.



- Select the design.



- Select the hoop icon.



- Select either the Jumbo hoop or the Maxi hoop.



- Touch the X to exit.

INSTRUCTIONS

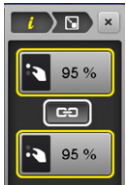


MACHINE INSTRUCTIONS


- Select the Motif Size icon.



- Turn the upper Multifunction knob to the left, reducing the design to 95%.




- Touch the X to exit. 
- Select the Add icon.



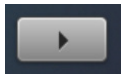
- Select the Machine icon.



- Select the Font folder.



- Use the Right arrow to scroll through the pages.



- Select font 23.



- Type "Welcome Home" and select the Green Check icon.



INSTRUCTIONS



MACHINE INSTRUCTIONS

- Welcome Home needs to be rotated. Select the 'i' icon.




- Select the Rotate icon.



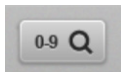
- Touch 90 degrees one time.




- Touch the X to exit. 
- Select the Color Number icon.



- Select the 0-9 icon. Type in 4610. Touch the 4610 color bar to change the color of 'Welcome Home'.



- Touch the up arrow under the design.



- Continue touching the up arrow until the satin stitch bars are selected.
- Type in 4644 and touch the Mallard color bar to change the color.



- Touch the Needle icon to proceed to embroidery.



- Thread the machine with Isacord 4644.



- Continue stitching and changing colors as indicated on the screen.

INSTRUCTIONS



STEP 2

- Square up the pillow front to 13" x 21".



STEP 3

- Install invisible zipper to the 13" edge of one of the back pieces. Attach the zipper to the second piece. After installing the zipper, check that the back is the same size as the front.
- Trim to 13" x 21", if needed.



INSTRUCTIONS




STEP 4

- Open zipper half way.




STEP 5

- Place front and back, right sides together. Using a $\frac{1}{4}$ " seam, sew around the entire pillow.



STEP 6

- Trim the corners and turn the pillow to the right side. Press edges.



INSTRUCTIONS




STEP 7

- Using Edgestitch foot 10, 10C or 10D, join the pom-pom fringe to the edge of the pillow, using a zigzag stitch wide enough to catch the pillow and the fringe.




STEP 8

- Cut 2 pieces of muslin 13" x 21".
- Place right sides together and sew around the edges with a ¼" seam allowance. Leave a 3" opening in one long edge.
- Trim corners and turn right side out.



STEP 9

- Press. Stuff pillow to desired density.
- Sew the opening closed.



INSTRUCTIONS



STEP 10

- Insert into pillow cover and zip up.

