

BALTIMORE BLOOMS

FINISHED QUILT MEASURES 47" X 63"

36
Designs

Fits hoop sizes 8" x 12" and larger

THREAD LIST



Isacord Thread Colors

0713 Lemon
1030 Passion Fruit
2336 Maroon
2363 Carnation
2530 Rose
2532 Pretty in Pink
3600 Nordic Blue
3815 Reef Blue
4240 Spearmint
5210 Trellis Green
5440 Mint

Note: Some designs in this collection may have been created using unique special stitches and/or techniques. To preserve design integrity when rescaling or rotating designs in your software, always rescale or rotate designs using the handles directly on-screen.

*Fabric Required

82025-01 Block 1



Size Inches: 8.06 X 8.04 in. Size mm: 204.7 X 204.2 mm Stitch Count: 50497 St.

1. Dark Blue Fabric Cover Placement Stitch	3815
2. Cut Line and Tackdown	3815
3. Dark Blue Cover Stitch	3815
4. Light Green Leaves	5440
5. Dark Green Leaves	5210
6. Light Blue Leaf Detail	4240
7. Dark Blue Leaf Detail	3815
8. Orange Leaf Detail	1030
9. Orange Fabric Placement Stitch	4240
10. Cut Line and Tackdown	4240
11. Yellow Fabric Placement Stitch	4240
12. Cut Line and Tackdown	4240
13. Pink Fabric Placement Stitch	4240
14. Cut Line and Tackdown	4240
15. Light Blue Fabric Placement Stitch	4240
16. Cut Line and Tackdown	4240
17. Light Blue Cover Stitch and Detail.....	4240
18. Yellow Cover Stitch and Detail	0713
19. Orange Cover Stitch and Detail.....	1030
20. Pink Cover Stitch and Detail.....	2530
21. Dark Blue Detail	3815
22. Light Pink Detail	2363






















Note: Some designs in this collection may have been created using unique special stitches and/or techniques. To preserve design integrity when rescaling or rotating designs in your software, always rescale or rotate designs using the handles directly on-screen.

*Fabric Required



82025-02 Block 2

Size Inches: 8.04 X 8.02 in. Size mm: 204.2 X 203.7 mm Stitch Count: 42896 St.

	1. Light Green Leaves and Stems	5440
	2. Orange Leaf Detail	1030
	3. Dark Green Leaves and Stems	5210
	4. Light Blue Leaf and Stem Detail	4240
	5. Dark Blue Leaf and Stem Detail	3815
	6. Yellow Fabric Placement Stitch	3815
	7. Cut Line and Tackdown	3815
	8. Orange Fabric Placement Stitch	3815
	9. Cut Line and Tackdown	3815
	10. Dark Blue Fabric Placement Stitch	3815
	11. Cut Line and Tackdown	3815
	12. Light Blue Fabric Placement Stitch	3815
	13. Cut Line and Tackdown	3815
	14. Dark Blue Cover Stitch and Detail	3815
	15. Light Blue Cover Stitch and Detail	4240
	16. Pink Fabric Placement Stitch	1030
	17. Cut Line and Tackdown	1030
	18. Orange Cover Stitch and Detail	1030
	19. Light Pink Detail	2363
	20. Dark Pink Cover Stitch	2530
	21. Yellow Cover Stitch and Detail	0713

Note: Some designs in this collection may have been created using unique special stitches and/or techniques. To preserve design integrity when rescaling or rotating designs in your software, always rescale or rotate designs using the handles directly on-screen.

*Fabric Required

82025-03 Block 3



Size Inches: 8.07 X 8.04 in. Size mm: 205.0 X 204.2 mm Stitch Count: 59583 St.

1.	Orange Fabric Placement Stitch	1030
2.	Cut Line and Tackdown	1030
3.	Orange Cover Stitch and Detail.....	1030
4.	Yellow Detail	0713
5.	Light Blue Fabric Placement Stitch	0713
6.	Cut Line and Tackdown	0713
7.	Light Blue Fabric Placement Stitch	0713
8.	Cut Line and Tackdown	0713
9.	Yellow Fabric Placement Stitch	0713
10.	Cut Line and Tackdown	0713
11.	Yellow Cover Stitch.....	0713
12.	Light Blue Cover Stitch	4240
13.	Light Green Leaves	5440
14.	Orange Leaf and Petal Detail	1030
15.	Dark Green Leaf and Stems.....	5210
16.	Light Blue Leaf and Stem Detail.....	4240
17.	Pink Fabric Placement Stitch	2530
18.	Cut Line and Tackdown	2530
19.	Dark Blue Fabric Placement Stitch.....	2530
20.	Cut Line and Tackdown	2530
21.	Dark Pink Cover Stitch	2530
22.	Light Blue Detail	4240
23.	Dark Blue Cover Stitch and Detail.....	3815
24.	Light Pink Detail	2363
25.	Yellow Detail.....	0713

Note: Some designs in this collection may have been created using unique special stitches and/or techniques. To preserve design integrity when rescaling or rotating designs in your software, always rescale or rotate designs using the handles directly on-screen.

*Fabric Required



82025-04 Block 4

Size Inches: 8.00 X 8.10 in. Size mm: 203.2 X 205.7 mm Stitch Count: 47850 St.

	1. Light Green Leaves and Stems.....	5440
	2. Orange Leaf and Stem Detail.....	1030
	3. Dark Blue Leaf and Stem Detail.....	3815
	4. Dark Green Leaves and Stems.....	5210
	5. Light Blue Leaf and Stem Detail.....	4240
	6. Pink Fabric Placement Stitch.....	2363
	7. Cut Line and Tackdown.....	2363
	8. Dark Blue Fabric Placement Stitch.....	2363
	9. Cut Line and Tackdown.....	2363
	10. Light Pink Detail.....	2363
	11. Dark Pink Cover Stitch.....	2530
	12. Orange Fabric Placement Stitch.....	1030
	13. Cut Line and Tackdown.....	1030
	14. Orange Cover Stitch and Detail.....	1030
	15. Yellow Fabric Placement Stitch.....	0713
	16. Cut Line and Tackdown.....	0713
	17. Yellow Cover Stitch and Detail.....	0713
	18. Orange Detail.....	1030
	19. Dark Pink Detail.....	2530
	20. Light Blue Fabric Placement Stitch.....	3815
	21. Cut Line and Tackdown.....	3815
	22. Dark Blue Fabric Placement Stitch.....	3815
	23. Cut Line and Tackdown.....	3815
	24. Dark Blue Cover Stitch and Detail.....	3815
	25. Light Blue Cover Stitch and Detail.....	4240
























Note: Some designs in this collection may have been created using unique special stitches and/or techniques. To preserve design integrity when rescaling or rotating designs in your software, always rescale or rotate designs using the handles directly on-screen.

*Fabric Required



82025-05 Block 5

Size Inches: 8.09 X 8.08 in. Size mm: 205.5 X 205.2 mm Stitch Count: 48905 St.

	1. Orange Fabric Placement Stitch	0713
	2. Cut Line and Tackdown	0713
	3. Yellow Detail	0713
	4. Pink Detail	2530
	5. Light Green Leaf and Stem Detail	5440
	6. Dark Blue Leaf Detail	3815
	7. Dark Green Leaves and Stems	5210
	8. Light Blue Leaf and Stem Detail	4240
	9. Orange Cover Stitch and Detail	1030
	10. Yellow Fabric Placement Stitch	1030
	11. Cut Line and Tackdown	1030
	12. Orange Detail	1030
	13. Pink Fabric Placement Stitch	2363
	14. Cut Line and Tackdown	2363
	15. Light Pink Detail	2363
	16. Dark Pink Detail	2532
	17. Dark Blue Fabric Placement Stitch	4240
	18. Cut Line and Tackdown	4240
	19. Light Blue Fabric Placement Stitch	4240
	20. Cut Line and Tackdown	4240
	21. Light Blue Cover Stitch and Detail	4240
	22. Dark Blue Cover Stitch and Detail	3815
	23. Yellow Cover Stitch and Detail	0713























Note: Some designs in this collection may have been created using unique special stitches and/or techniques. To preserve design integrity when rescaling or rotating designs in your software, always rescale or rotate designs using the handles directly on-screen.

*Fabric Required



82025-06 Block 6

Size Inches: 8.02 X 8.09 in. Size mm: 203.7 X 205.5 mm Stitch Count: 55528 St.

	1. Yellow Fabric Placement Stitch	2363
	2. Cut Line and Tackdown	2363
	3. Orange Fabric Placement Stitch	2363
	4. Cut Line and Tackdown	2363
	5. Dark Blue Fabric Placement Stitch.....	2363
	6. Cut Line and Tackdown	2363
	7. Light Blue Fabric Placement Stitch	2363
	8. Cut Line and Tackdown	2363
	9. Pink Fabric Placement Stitch	2363
	10. Cut Line and Tackdown	2363
	11. Pink Fabric Placement Stitch	2363
	12. Cut Line and Tackdown	2363
	13. Light Pink Detail	2363
	14. Yellow Detail	0713
	15. Butterfly Body and Detail.....	1030
	16. Light Green Leaves	5440
	17. Dark Green Leaves	5210
	18. Light Blue Cover Stitch and Detail.....	4240
	19. Dark Pink Cover Stitch and Detail	2530
	20. Dark Blue Cover Stitch and Detail.....	3815
	21. Yellow Cover Stitch and Detail	0713
	22. Orange Cover Stitch and Detail.....	1030

Note: Some designs in this collection may have been created using unique special stitches and/or techniques. To preserve design integrity when rescaling or rotating designs in your software, always rescale or rotate designs using the handles directly on-screen.

*Fabric Required

82025-07 Block 7

Size Inches: Size mm: Stitch Count:
5.47 X 5.49 in. 138.9 X 139.4 mm 28636 St.



■	1. Light Green Leaves	5440
■	2. Dark Green Leaves	5210
■	3. Light Blue Leaf Detail	4240
■	4. Dark Blue Leaf Detail	3815
■	5. Orange Leaf Detail	1030
■	6. Light Blue Fabric Placement Stitch	4240
■	7. Cut Line and Tackdown	4240
■	8. Pink Fabric Placement Stitch	4240
■	9. Cut Line and Tackdown	4240
■	10. Orange Fabric Placement Stitch	4240
■	11. Cut Line and Tackdown	4240
■	12. Dark Blue Fabric Placement Stitch.....	4240
■	13. Cut Line and Tackdown	4240
■	14. Yellow Fabric Placement Stitch	4240
■	15. Cut Line and Tackdown	4240
■	16. Light Blue Cover Stitches and Detail	4240
■	17. Orange Cover Stitch and Detail.....	1030
■	18. Dark Blue Cover Stitch and Detail.....	3815
■	19. Dark Pink Cover Stitch	2530
■	20. Light Pink Detail	2363
■	21. Yellow Cover Stitch and Detail	0713

Note: Some designs in this collection may have been created using unique special stitches and/or techniques. To preserve design integrity when rescaling or rotating designs in your software, always rescale or rotate designs using the handles directly on-screen.

*Fabric Required

82025-08 Block 8



Size Inches: 5.47 X 5.49 in. Size mm: 138.9 X 139.4 mm Stitch Count: 25006 St.

■	1. Light Green Leaves	5440
■	2. Dark Blue Leaf Detail	3815
■	3. Dark Green Leaves	5210
■	4. Orange Stem Detail	1030
■	5. Dark Blue Fabric Placement Stitch	4240
■	6. Cut Line and Tackdown	4240
■	7. Light Blue Fabric Placement Stitch	4240
■	8. Cut Line and Tackdown	4240
■	9. Light Blue Detail and Cover Stitch	4240
■	10. Dark Blue Cover Stitch and Detail	3815
■	11. Pink Fabric Placement Stitch	2530
■	12. Cut Line and Tackdown	2530
■	13. Dark Pink Cover Stitch	2530
■	14. Yellow Fabric Placement Stitch	1030
■	15. Cut Line and Tackdown	1030
■	16. Orange Fabric Placement Stitch	1030
■	17. Cut Line and Tackdown	1030
■	18. Orange Cover Stitch and Detail	1030
■	19. Light Pink Detail	2363
■	20. Yellow Cover Stitch and Detail	0713























Note: Some designs in this collection may have been created using unique special stitches and/or techniques. To preserve design integrity when rescaling or rotating designs in your software, always rescale or rotate designs using the handles directly on-screen.

*Fabric Required

82025-09 Block 9



Size Inches: 5.45 X 5.43 in. Size mm: 138.4 X 137.9 mm Stitch Count: 33267 St.

	1. Light Green Leaves and Stems	5440
	2. Dark Green Leaves and Stems	5210
	3. Orange Leaf and Stem Detail	1030
	4. Dark Blue Leaf Detail	3815
	5. Light Blue Leaf Detail	4240
	6. Dark Blue Fabric Placement Stitch	2363
	7. Cut Line and Tackdown	2363
	8. Pink Fabric Placement Stitch	2363
	9. Cut Line and Tackdown	2363
	10. Orange Fabric Placement Stitch	2363
	11. Cut Line and Tackdown	2363
	12. Light Blue Fabric Placement Stitch	2363
	13. Cut Line and Tackdown	2363
	14. Yellow Fabric Placement Stitch	2363
	15. Cut Line and Tackdown	2363
	16. Pink Detail	2363
	17. Yellow Cover Stitch and Detail	0713
	18. Orange Cover Stitch and Detail	1030
	19. Pink Cover Stitch and Detail	2530
	20. Yellow Detail	0713
	21. Dark Blue Cover Stitch and Detail	3815
	22. Light Blue Cover Stitch and Detail	4240

Note: Some designs in this collection may have been created using unique special stitches and/or techniques. To preserve design integrity when rescaling or rotating designs in your software, always rescale or rotate designs using the handles directly on-screen.

*Fabric Required

82025-10 Block 10

Size Inches: Size mm: Stitch Count:
5.51 X 5.46 in. **140.0 X 138.7 mm** **24420 St.**



■	1. Light Green Leaves and Stems	5440
■	2. Dark Green Leaves and Stems	5210
■	3. Orange Stem and Leaf Detail	1030
■	4. Light Blue Leaf and Stem Detail	4240
■	5. Dark Blue Leaf and Stem Detail	3815
■	6. Dark Blue Fabric Placement Stitch	3815
■	7. Cut Line and Tackdown	3815
■	8. Dark Blue Cover Stitch	3815
■	9. Light Green Leaf Detail	5440
■	10. Pink Fabric Placement Stitch	0713
■	11. Cut Line and Tackdown	0713
■	12. Orange Fabric Placement Stitch	0713
■	13. Cut Line and Tackdown	0713
■	14. Yellow Fabric Placement Stitch	0713
■	15. Cut Line and Tackdown	0713
■	16. Yellow Cover Stitch and Detail	0713
■	17. Orange Cover Stitch and Detail	1030
■	18. Light Pink Detail	2363
■	19. Pink Cover Stitch and Detail	2530
■	20. Yellow Cover Stitch and Detail	0713

Note: Some designs in this collection may have been created using unique special stitches and/or techniques. To preserve design integrity when rescaling or rotating designs in your software, always rescale or rotate designs using the handles directly on-screen.

*Fabric Required

82025-11 Block 11



Size Inches: 5.53 X 5.53 in. Size mm: 140.5 X 140.5 mm Stitch Count: 26940 St.

1.	Light Green Leaves	5440
2.	Dark Green Leaves	5210
3.	Dark Blue Leaf Detail	3815
4.	Orange Leaf Detail	1030
5.	Light Blue Leaf and Stem Detail.....	4240
6.	Orange Fabric Placement Stitch	3815
7.	Cut Line and Tackdown	3815
8.	Light Blue Fabric Placement Stitch	3815
9.	Cut Line and Tackdown	3815
10.	Pink Fabric Placement Stitch	3815
11.	Cut Line and Tackdown	3815
12.	Dark Blue Fabric Placement Stitch.....	3815
13.	Cut Line and Tackdown	3815
14.	Dark Blue Cover Stitch and Detail.....	3815
15.	Light Blue Cover Stitch and Detail.....	4240
16.	Light Pink Detail	2363
17.	Yellow Detail	0713
18.	Orange Cover Stitch and Detail.....	1030
19.	Dark Pink Cover Stitch and Detail	2530
20.	Yellow Detail	0713

Note: Some designs in this collection may have been created using unique special stitches and/or techniques. To preserve design integrity when rescaling or rotating designs in your software, always rescale or rotate designs using the handles directly on-screen.

*Fabric Required

82025-12 Block 12

Size Inches: 5.48 X 5.56 in. Size mm: 139.2 X 141.2 mm Stitch Count: 27837 St.



■	1. Light Green Stems and Leaves.....	5440
■	2. Orange Stem and Leaf Detail.....	1030
■	3. Blue Stem and Leaf Detail.....	3815
■	4. Dark Green Stems and Leaves.....	5210
■	5. Light Blue Stem and Leaf Detail.....	4240
■	6. Pink Fabric Placement Stitch.....	2363
■	7. Cut Line and Tackdown.....	2363
■	8. Light Pink Detail.....	2363
■	9. Pink Cover Stitch and Linework.....	2530
■	10. Dark Blue Fabric Placement Stitch.....	4240
■	11. Cut Line and Tackdown.....	4240
■	12. Light Blue Fabric Placement Stitch.....	4240
■	13. Cut Line and Tackdown.....	4240
■	14. Light Blue Cover Stitch and Detail.....	4240
■	15. Dark Blue Cover Stitch and Detail.....	3815
■	16. Orange Fabric Placement Stitch.....	0713
■	17. Cut Line and Tackdown.....	0713
■	18. Yellow Fabric Placement Stitch.....	0713
■	19. Cut Line and Tackdown.....	0713
■	20. Yellow Detail.....	0713
■	21. Orange Cover Stitch and Detail.....	1030
■	22. Yellow Cover Stitch and Detail.....	0713



















Note: Some designs in this collection may have been created using unique special stitches and/or techniques. To preserve design integrity when rescaling or rotating designs in your software, always rescale or rotate designs using the handles directly on-screen.

*Fabric Required

82025-13 Block 13

Size Inches: Size mm: Stitch Count:
5.38 X 5.42 in. **136.7 X 137.7 mm** **31781 St.**




	1. Dark Blue Fabric Placement Stitch.....	5210
	2. Cut Line and Tackdown	5210
	3. Dark Green Leaves and Stems	5210
	4. Light Green Stems	5440
	5. Light Blue Leaf Detail	4240
	6. Dark Blue Stem Detail	3815
	7. Dark Blue Cover Stitch	3815
	8. Light Blue Fabric Placement Stitch	4240
	9. Cut Line and Tackdown	4240
	10. Light Blue Cover Stitch and Detail.....	4240
	11. Pink Fabric Placement Stitches.....	2363
	12. Cut Line and Tackdown	2363
	13. Light Pink Detail	2363
	14. Orange Fabric Placement Stitch	0713
	15. Cut Line and Tackdown	0713
	16. Yellow Detail	0713
	17. Orange Cover Stitch and Detail.....	1030
	18. Dark Pink Cover Stitch and Detail	2530

Note: Some designs in this collection may have been created using unique special stitches and/or techniques. To preserve design integrity when rescaling or rotating designs in your software, always rescale or rotate designs using the handles directly on-screen.

*Fabric Required

82025-14 Block 14



Size Inches: 5.57 X 5.53 in. Size mm: 141.5 X 140.5 mm Stitch Count: 27682 St.

1. Light Green Leaves and Stems	5440
2. Orange Leaf Detail	1030
3. Dark Blue Stem and Leaf Detail	3815
4. Pink Fabric Placement Stitch	2530
5. Cut Line and Tackdown	2530
6. Pink Fabric Placement Stitch	2530
7. Cut Line and Tackdown	2530
8. Pink Cover Stitch	2530
9. Orange Fabric Placement Stitch	1030
10. Cut Line and Tackdown	1030
11. Light Blue Fabric Placement	1030
12. Cut Line and Tackdown	1030
13. Yellow Fabric Placement Stitch	1030
14. Cut Line and Tackdown	1030
15. Dark Blue Fabric Placement Stitch.....	1030
16. Cut Line and Tackdown	1030
17. Butterfly Body and Detail.....	1030
18. Yellow Cover Stitch and Detail	0713
19. Dark Blue Cover Stitch and Detail.....	3815
20. Light Pink Detail	2363
21. Light Blue Cover Stitch and Detail.....	4240
22. Orange Cover Stitch and Detail.....	1030

Note: Some designs in this collection may have been created using unique special stitches and/or techniques. To preserve design integrity when rescaling or rotating designs in your software, always rescale or rotate designs using the handles directly on-screen.

*Fabric Required

82025-15 Block 15

Size Inches: 5.55 X 5.61 in. Size mm: 141.0 X 142.5 mm Stitch Count: 26874 St.



1.	Dark Blue Fabric Placement Stitch.....	1030
2.	Cut Line and Tackdown	1030
3.	Light Blue Fabric Placement Stitch	1030
4.	Cut Line and Tackdown	1030
5.	Yellow Fabric Placement Stitch	1030
6.	Cut Line and Tackdown	1030
7.	Orange Fabric Placement Stitch	1030
8.	Cut Line and Tackdown	1030
9.	Orange Cover Stitch and Detail.....	1030
10.	Yellow Cover Stitch and Detail	0713
11.	Light Blue Cover Stitch and Detail.....	4240
12.	Dark Blue Cover Stitch and Detail.....	3815
13.	Light Green Leaves	5440
14.	Dark Green Leaves and Stem.....	5210
15.	Light Blue Leaf Detail	4240
16.	Pink Fabric Placement Stitch	2530
17.	Cut Line Tackdown	2530
18.	Pink Cover Stitch.....	2530
19.	Light Pink Detail	2363
20.	Yellow Detail.....	0713
21.	Orange Leaf Detail	1030
22.	Blue Leaf Detail.....	3815

Note: Some designs in this collection may have been created using unique special stitches and/or techniques. To preserve design integrity when rescaling or rotating designs in your software, always rescale or rotate designs using the handles directly on-screen.

*Fabric Required

82025-16 Block 16

Size Inches: 5.54 X 5.54 in. Size mm: 140.7 X 140.7 mm Stitch Count: 27373 St.



1.	Light Green Leaves and Stems	5440
2.	Dark Green Leaves and Stems	5210
3.	Orange Leaf and Stem Detail	1030
4.	Dark Blue Leaf and Stem Detail	3815
5.	Light Blue Leaf and Stem Detail	4240
6.	Dark Blue Fabric Placement Stitch	3815
7.	Cut Line and Tackdown	3815
8.	Dark Blue Cover Stitch	3815
9.	Light Blue Fabric Placement Stitch	4240
10.	Cut Line and Tackdown	4240
11.	Light Blue Cover Stitch and Detail	4240
12.	Yellow Fabric Placement Stitch	2530
13.	Cut Line and Tackdown	2530
14.	Orange Fabric Placement Stitch	2530
15.	Cut Line and Tackdown	2530
16.	Pink Fabric Placement Stitch	2530
17.	Cut Line and Tackdown	2530
18.	Pink Cover Stitch	2530
19.	Light Pink Detail	2363
20.	Orange Cover Stitch and Detail	1030
21.	Yellow Cover Stitch and Detail	0713

Note: Some designs in this collection may have been created using unique special stitches and/or techniques. To preserve design integrity when rescaling or rotating designs in your software, always rescale or rotate designs using the handles directly on-screen.

*Fabric Required

82025-17 Block 17

Size Inches: Size mm: Stitch Count:
5.53 X 5.53 in. **140.5 X 140.5 mm** **27823 St.**



■	1. Light Green Leaves and Stems.....	5440
■	2. Orange Leaf and Stem Detail.....	1030
■	3. Dark Green Leaf and Stems.....	5210
■	4. Light Blue Leaf and Stem Detail.....	4240
■	5. Dark Blue Leaf and Stem Detail.....	3815
■	6. Dark Blue Fabric Placement Stitch.....	3815
■	7. Cut Line and Tackdown.....	3815
■	8. Pink Fabric Placement Stitch.....	3815
■	9. Cut Line and Tackdown.....	3815
■	10. Yellow Fabric Placement Stitch.....	3815
■	11. Cut Line and Tackdown.....	3815
■	12. Orange Fabric Placement Stitch.....	3815
■	13. Cut Line and Tackdown.....	3815
■	14. Dark Blue Cover Stitch.....	3815
■	15. Pink Cover Stitch.....	2530
■	16. Light Pink Detail.....	2363
■	17. Light Blue Detail.....	4240
■	18. Yellow Cover Stitch and Detail.....	0713
■	19. Orange Cover Stitch and Detail.....	1030

Note: Some designs in this collection may have been created using unique special stitches and/or techniques. To preserve design integrity when rescaling or rotating designs in your software, always rescale or rotate designs using the handles directly on-screen.

*Fabric Required

82025-18 Block 18

Size Inches: 5.54 X 5.55 in. Size mm: 140.7 X 141.0 mm Stitch Count: 26142 St.



■	1. Light Green Leaves and Stems.....	5440
■	2. Orange Leaf and Stem Detail.....	1030
■	3. Dark Green Leaf and Stems.....	5210
■	4. Light Blue Leaf and Stem Detail.....	4240
■	5. Light Blue Fabric Placement Stitch	4240
■	6. Cut Line and Tackdown	4240
■	7. Light Blue Cover Stitch.....	4240
■	8. Dark Blue Detail	3815
■	9. Orange Fabric Placement Stitch	1030
■	10. Cut Line and Tackdown	1030
■	11. Yellow Fabric Placement Stitch	1030
■	12. Cut Line and Tackdown	1030
■	13. Orange Cover Stitch and Detail.....	1030
■	14. Yellow Cover Stitch and Detail	0713
■	15. Light Pink Detail	2363
■	16. Dark Pink Detail.....	2530

Note: Some designs in this collection may have been created using unique special stitches and/or techniques. To preserve design integrity when rescaling or rotating designs in your software, always rescale or rotate designs using the handles directly on-screen.

*Fabric Required

82025-19 Block 19

Size Inches: Size mm: Stitch Count:
5.51 X 5.48 in. **140.0 X 139.2 mm** **24642 St.**



■	1. Light Green Leaves	5440
■	2. Dark Blue Leaf and Stem Detail	3815
■	3. Orange Leaf and Stem Detail	1030
■	4. Dark Green Leaves and Stems	5210
■	5. Light Blue Leaf and Stem Detail	4240
■	6. Pink Fabric Placement Stitch	2530
■	7. Cut Line and Tackdown	2530
■	8. Pink Fabric Placement Stitch	2530
■	9. Cut Line and Tackdown	2530
■	10. Pink Cover Stitch	2530
■	11. Orange Fabric Placement Stitch	0713
■	12. Cut Line and Tackdown	0713
■	13. Dark Blue Fabric Placement Stitch	0713
■	14. Cut Line and Tackdown	0713
■	15. Yellow Detail	0713
■	16. Orange Cover Stitch and Detail	1030
■	17. Yellow Butterfly Detail	0713
■	18. Light Pink Detail	2363
■	19. Light Blue Detail	4240
■	20. Dark Blue Cover Stitch and Detail	3815

Note: Some designs in this collection may have been created using unique special stitches and/or techniques. To preserve design integrity when rescaling or rotating designs in your software, always rescale or rotate designs using the handles directly on-screen.

*Fabric Required

82025-20 Block 20



Size Inches: 5.49 X 5.46 in. Size mm: 139.4 X 138.7 mm Stitch Count: 24646 St.

1. Light Green Leaves and Stems	5440
2. Dark Blue Leaf and Stem Detail	3815
3. Orange Leaf Detail	1030
4. Dark Green Leaf and Stems	5210
5. Light Blue Leaf and Stem Detail	4240
6. Orange Fabric Placement Stitch	1030
7. Cut Line and Tackdown	1030
8. Pink Fabric Placement Stitch	1030
9. Cut Line and Tackdown	1030
10. Yellow Fabric Placement Stitch	1030
11. Cut Line and Tackdown	1030
12. Light Blue Fabric Placement Stitch	1030
13. Cut Line and Tackdown	1030
14. Dark Blue Fabric Placement Stitch	1030
15. Cut Line and Tackdown	1030
16. Orange Cover Stitch and Detail	1030
17. Yellow Cover Stitch and Detail	0713
18. Light Pink Detail	2363
19. Dark Blue Cover Stitch	3815
20. Light Blue Cover Stitch	4240
21. Pink Cover Stitch and Detail	2530
22. Dark Green Detail	5210
23. Light Green Detail	5440

Note: Some designs in this collection may have been created using unique special stitches and/or techniques. To preserve design integrity when rescaling or rotating designs in your software, always rescale or rotate designs using the handles directly on-screen.

*Fabric Required

82025-21 Block 21

Size Inches: Size mm: Stitch Count:
5.52 X 5.53 in. 140.2 X 140.5 mm 27618 St.



1. Light Green Leaves	5440
2. Orange Leaf Detail	1030
3. Dark Blue Leaf Detail	3815
4. Dark Green Leaves	5210
5. Light Blue Leaf Detail	4240
6. Light Blue Fabric Placement Stitch	4240
7. Cut Line and Tackdown	4240
8. Dark Blue Fabric Placement Stitch.....	4240
9. Cut Line and Tackdown	4240
10. Orange Fabric Placement Stitch	4240
11. Cut Line and Tackdown	4240
12. Yellow Fabric Placement Stitch	4240
13. Cut Line and Tackdown	4240
14. Pink Fabric Placement Stitch	4240
15. Cut Line and Tackdown	4240
16. Light Blue Cover Stitch and Detail.....	4240
17. Pink Cover Stitch and Detail.....	2530
18. Dark Blue Cover Stitch and Detail.....	3815
19. Orange Fabric Cover Stitch and Detail.....	1030
20. Yellow Cover Stitch and Detail	0713
21. Light Pink Detail	2363




















Note: Some designs in this collection may have been created using unique special stitches and/or techniques. To preserve design integrity when rescaling or rotating designs in your software, always rescale or rotate designs using the handles directly on-screen.

*Fabric Required

82025-22 Block 22

Size Inches: Size mm: Stitch Count:
5.56 X 5.59 in. 141.2 X 142.0 mm 23979 St.



	1. Pink Fabric Placement Stitch	5440
	2. Cut Line and Tackdown	5440
	3. Light Green Leaves and Stems	5440
	4. Dark Green Leaves and Stems	5210
	5. Orange Leaf and Stem Detail	1030
	6. Dark Blue Leaf and Stem Detail	3815
	7. Light Blue Stem and Leaf Detail	4240
	8. Pink Cover Stitch	2530
	9. Orange Fabric Placement Stitch	1030
	10. Cut Line and Tackdown	1030
	11. Light Blue Fabric Placement Stitch	1030
	12. Cut Line and Tackdown	1030
	13. Orange Cover Stitch and Detail	1030
	14. Light Blue Cover Stitch	4240
	15. Light Pink Detail	2363
	16. Yellow Fabric Placement Stitch	0713
	17. Cut Line and Tackdown	0713
	18. Yellow Cover Stitch	0713
	19. Orange Detail	1030

Note: Some designs in this collection may have been created using unique special stitches and/or techniques. To preserve design integrity when rescaling or rotating designs in your software, always rescale or rotate designs using the handles directly on-screen.

*Fabric Required

82025-23 Block 23



Size Inches: 5.50 X 5.52 in. Size mm: 139.7 X 140.2 mm Stitch Count: 27225 St.

■	1. Light Green Leaves	5440
■	2. Blue Leaf Detail	3815
■	3. Dark Green Detail.....	5210
■	4. Light Blue Leaf and Stem Details	4240
■	5. Yellow Fabric Placement Stitch	1030
■	6. Cut Line and Tackdown	1030
■	7. Dark Blue Fabric Placment Stitch.....	1030
■	8. Cut Line and Tackdown	1030
■	9. Pink Fabric Placement Stitch	1030
■	10. Cut Line and Tackdown	1030
■	11. Orange Fabric Placement Stitch	1030
■	12. Cut Line and Tackdown	1030
■	13. Light Blue Fabric Placement Stitch	1030
■	14. Cut Line and Tackdown	1030
■	15. Yellow Fabric Placement Stitch	1030
■	16. Cut Line and Tackdown	1030
■	17. Orange Fabric Placement Stitch	1030
■	18. Cut Line and Tackdown	1030
■	19. Orange Cover Stitch and Detail.....	1030
■	20. Light Pink Detail	2363
■	21. Yellow Cover Stitch and Detail	0713
■	22. Dark Blue Cover Stitch	3815
■	23. Light Blue Cover Stitch and Detail.....	4240
■	24. Pink Cover Stitch and Detail.....	2530

Note: Some designs in this collection may have been created using unique special stitches and/or techniques. To preserve design integrity when rescaling or rotating designs in your software, always rescale or rotate designs using the handles directly on-screen.

*Fabric Required

82025-24 Block 24



Size Inches: 5.52 X 5.59 in. Size mm: 140.2 X 142.0 mm Stitch Count: 24658 St.


1.	Light Green Leaf and Stem	5440
2.	Dark Green Leaf and Stem	5210
3.	Dark Blue Leaf and Stem Detail	3815
4.	Orange Leaf Detail	1030
5.	Light Blue Leaf and Stem Detail	4240
6.	Dark Blue Fabric Placement Stitch	1030
7.	Cut Line and Tackdown	1030
8.	Orange Fabric Placement Stitch	1030
9.	Cut Line and Tackdown	1030
10.	Yellow Fabric Placement Stitch	1030
11.	Cut Line and Tackdown	1030
12.	Pink Fabric Placement Stitch	1030
13.	Cut Line and Tackdown	1030
14.	Light Blue Fabric Placement Stitch	1030
15.	Cut Line and Tackdown	1030
16.	Orange Cover Stitch and Detail	1030
17.	Light Blue Cover Stitch and Detail	4240
18.	Light Pink Detail	2363
19.	Pink Cover Stitch and Detail	2530
20.	Yellow Cover Stitch and Detail	0713
21.	Dark Blue Cover Stitch	3815

Note: Some designs in this collection may have been created using unique special stitches and/or techniques. To preserve design integrity when rescaling or rotating designs in your software, always rescale or rotate designs using the handles directly on-screen.

*Fabric Required

82025-25 Block 25

Size Inches: 5.45 X 5.45 in. Size mm: 138.4 X 138.4 mm Stitch Count: 35638 St.



1. Pink Fabric Placement Stitch	5440
2. Cut Line and Tackdown	5440
3. Light Green Leaves	5440
4. Orange Leaf and Stem Detail	1030
5. Dark Green Stems	5210
6. Dark Blue Stem Detail	3815
7. Dark Blue Placement Stitch	2363
8. Cut Line and Tackdown	2363
9. Light Pink Detail	2363
10. Dark Pink Cover Stitch and Detail	2530
11. Yellow Detail	0713
12. Orange Detail	1030
13. Dark Blue Cover Stitch	3815
14. Light Blue Detail	4240
15. Yellow Detail	0713

Note: Some designs in this collection may have been created using unique special stitches and/or techniques. To preserve design integrity when rescaling or rotating designs in your software, always rescale or rotate designs using the handles directly on-screen.

*Fabric Required

82025-26 Block 26

Size Inches: Size mm: Stitch Count:
5.48 X 5.47 in. 139.2 X 138.9 mm 27479 St.



	1. Light Green Detail	5440
	2. Dark Green Stems.....	5210
	3. Light Blue Stem Detail.....	4240
	4. Light Blue Fabric Placement Stitch	3815
	5. Cut Line and Tackdown	3815
	6. Dark Blue Fabric Placement Stitch.....	3815
	7. Cut Line and Tackdown	3815
	8. Dark Blue Detail	3815
	9. Light Blue Cover Stitch and Detail.....	4240
	10. Orange Fabric Placement Stitch	2363
	11. Cut Line and Tackdown	2363
	12. Pink Fabric Placement Stitch	2363
	13. Cut Line and Tackdown	2363
	14. Light Pink Detail	2363
	15. Yellow Detail.....	0713
	16. Orange Cover Stitch and Detail.....	1030
	17. Pink Cover Stitch and Detail.....	2530
	18. Dark Blue Cover Stitch and Detail.....	3815

Note: Some designs in this collection may have been created using unique special stitches and/or techniques. To preserve design integrity when rescaling or rotating designs in your software, always rescale or rotate designs using the handles directly on-screen.

*Fabric Required

82025-27 Block 27



Size Inches: 5.51 X 5.51 in. Size mm: 140.0 X 140.0 mm Stitch Count: 28443 St.

■	1. Light Green Leaves and Stems	5440
■	2. Dark Green Leaves and Stems	5210
■	3. Light Blue Detail	4240
■	4. Dark Blue Leaf and Stem Detail	3815
■	5. Orange Fabric Placement Stitch	0713
■	6. Cut Line and Tackdown	0713
■	7. Orange Fabric Placement Stitch	0713
■	8. Cut Line and Tackdown	0713
■	9. Pink Fabric Placement Stitch	0713
■	10. Cut Line and Tackdown	0713
■	11. Pink Fabric Placement Stitch	0713
■	12. Cut Line and Tackdown	0713
■	13. Yellow Fabric Placement Stitch	0713
■	14. Cut Line and Tackdown	0713
■	15. Yellow Cover Stitch and Detail	0713
■	16. Orange Cover Stitch and Detail.....	1030
■	17. Light Pink Detail	2363
■	18. Dark Pink Cover Stitch and Detail	2530

Note: Some designs in this collection may have been created using unique special stitches and/or techniques. To preserve design integrity when rescaling or rotating designs in your software, always rescale or rotate designs using the handles directly on-screen.

*Fabric Required

82025-28 Block 28



Size Inches: 5.40 X 5.36 in. Size mm: 137.2 X 136.1 mm Stitch Count: 19446 St.

■	1. Dark Blue Fabric Placement Stitch.....	5440
■	2. Cut Line and Tackdown	5440
■	3. Light Green Stems	5440
■	4. Dark Green Stems.....	5210
■	5. Light Blue Stem Detail	4240
■	6. Dark Blue Stem Detail	3815
■	7. Orange Stem Detail	1030
■	8. Light Blue Fabric Placement Stitch	3815
■	9. Cut Line and Tackdown	3815
■	10. Dark Blue Cover Stitch and Detail.....	3815
■	11. Light Blue Cover Stitch and Detail.....	4240
■	12. Pink Fabric Placement Stitch	2363
■	13. Cut Line and Tackdown	2363
■	14. Yellow Fabric Placement Stitch	2363
■	15. Cut Line and Tackdown	2363
■	16. Orange Fabric Placement Stitch	2363
■	17. Cut Line and Tackdown	2363
■	18. Light Pink Detail	2363
■	19. Dark Pink Cover Stitch and Detail.....	2530
■	20. Orange Detail	1030
■	21. Yellow Cover Stitch and Detail	0713
■	22. Orange Cover Stitch and Detail.....	1030

Note: Some designs in this collection may have been created using unique special stitches and/or techniques. To preserve design integrity when rescaling or rotating designs in your software, always rescale or rotate designs using the handles directly on-screen.

*Fabric Required

82025-29 Block 29



Size Inches: 5.63 X 5.60 in. Size mm: 143.0 X 142.2 mm Stitch Count: 24784 St.

■	1. Light Green Leaves and Stems	5440
■	2. Dark Green Leaves and Stems	5210
■	3. Orange Leaf and Stem Detail	1030
■	4. Dark Blue Leaf and Stem Detail	3815
■	5. Light Blue Leaf and Stem Detail	4240
■	6. Pink Fabric Placement Stitch	4240
■	7. Cut Line and Tackdown	4240
■	8. Orange Fabric Placement Stitch	4240
■	9. Cut Line and Tackdown	4240
■	10. Dark Blue Fabric Placement Stitch	4240
■	11. Cut Line and Tackdown	4240
■	12. Light Blue Fabric Placement Stitch	4240
■	13. Cut Line and Tackdown	4240
■	14. Yellow Fabric Placement Stitch	4240
■	15. Cut Line and Tackdown	4240
■	16. Light Blue Cover Stitch and Detail	4240
■	17. Dark Blue Cover Stitch and Detail	3815
■	18. Light Pink Detail	2363
■	19. Dark Pink Cover Stitch and Detail	2530
■	20. Yellow Detail	0713
■	21. Orange Cover Stitch and Detail	1030
■	22. Yellow Cover Stitch and Detail	0713
■	23. Light Green Leaf Detail	5440

Note: Some designs in this collection may have been created using unique special stitches and/or techniques. To preserve design integrity when rescaling or rotating designs in your software, always rescale or rotate designs using the handles directly on-screen.

*Fabric Required

82025-30 Block 30

Size Inches: Size mm: Stitch Count:
5.51 X 5.50 in. 140.0 X 139.7 mm 29881 St.



1. Light Green Leaves	5440
2. Dark Green Leaves	5210
3. Light Blue Leaf Details	4240
4. Orange Leaf Detail	1030
5. Dark Blue Leaf Detail	3815
6. Orange Fabric Placement Stitch	2363
7. Cut Line and Tackdown	2363
8. Dark Blue Fabric Placement Stitch.....	2363
9. Cut Line and Tackdown	2363
10. Pink Fabric Placement Stitch	2363
11. Cut Line and Tackdown	2363
12. Light Pink Detail	2363
13. Light Blue Detail	4240
14. Dark Pink Cover Stitch and Detail	2530
15. Dark Blue Cover Stitch	3815
16. Yellow Fabric Placement Stitch	0713
17. Cut Line and Tackdown	0713
18. Yellow Cover Stitch and Detail	0713
19. Orange Cover Stitch and Detail.....	1030
20. Dark Pink Detail.....	2530

Note: Some designs in this collection may have been created using unique special stitches and/or techniques. To preserve design integrity when rescaling or rotating designs in your software, always rescale or rotate designs using the handles directly on-screen.

*Fabric Required

82025-31 Block 31

Size Inches: Size mm: Stitch Count:
5.50 X 5.49 in. 139.7 X 139.4 mm 27413 St.




	1. Light Green Leaf and Stem Detail	5440
	2. Dark Green Leaf and Stem Detail	5210
	3. Orange Leaf and Stem Detail	1030
	4. Light Blue Leaf and Stem Detail	4240
	5. Pink Fabric Placement Stitch	0713
	6. Cut Line and Tackdown	0713
	7. Dark Blue Fabric Placement Stitch	0713
	8. Cut Line and Tackdown	0713
	9. Yellow Detail	0713
	10. Light Pink Detail	2363
	11. Orange Detail	1030
	12. Dark Pink Cover Stitch and Detail	2530
	13. Yellow Detail	0713
	14. Dark Blue Cover Stitch	3815
	15. Light Blue Detail	4240

Note: Some designs in this collection may have been created using unique special stitches and/or techniques. To preserve design integrity when rescaling or rotating designs in your software, always rescale or rotate designs using the handles directly on-screen.

*Fabric Required

82025-32 Block 32



Size Inches: Size mm: Stitch Count:
5.41 X 5.41 in. **137.4 X 137.4 mm** **27616 St.**

■	1. Light Green Leaves	5440
■	2. Dark Green Leaves	5210
■	3. Light Blue Leaf and Stem Detail	4240
■	4. Dark Blue Leaf Detail	3815
■	5. Yellow Fabric Placement Stitch	1030
■	6. Cut Line and Tackdown	1030
■	7. Orange Fabric Placement Stitch	1030
■	8. Cut Line and Tackdown	1030
■	9. Cover Stitch and Detail.....	1030
■	10. Yellow Cover Stitch and Detail	0713
■	11. Dark Pink Detail.....	2530
■	12. Yellow Detail	0713

Note: Some designs in this collection may have been created using unique special stitches and/or techniques. To preserve design integrity when rescaling or rotating designs in your software, always rescale or rotate designs using the handles directly on-screen.

*Fabric Required

82025-33 Block 33



Size Inches: Size mm: Stitch Count:
5.41 X 5.41 in. 137.4 X 137.4 mm 26646 St.

	1. Light Green Leaves	5440
	2. Orange Leaf Detail	1030
	3. Dark Blue Leaf Detail	3815
	4. Dark Green Leaves and Stems	5210
	5. Light Blue Leaf and Stem Detail	4240
	6. Pink Fabric Placement Stitch	0713
	7. Cut Line and Tackdown	0713
	8. Yellow Fabric Placement Stitch	0713
	9. Cut Line and Tackdown	0713
	10. Orange Fabric Placement Stitch	0713
	11. Cut Line and Tackdown	0713
	12. Yellow Cover Stitch and Detail	0713
	13. Orange Cover Stitch and Detail	1030
	14. Pink Cover Stitch	2530
	15. Light Pink Detail	2363

















Note: Some designs in this collection may have been created using unique special stitches and/or techniques. To preserve design integrity when rescaling or rotating designs in your software, always rescale or rotate designs using the handles directly on-screen.

*Fabric Required

82025-34 Block 34



Size Inches: 5.72 X 5.63 in. Size mm: 145.3 X 143.0 mm Stitch Count: 23157 St.

	1. Light Green Leaf and Stem	5440
	2. Dark Blue Leaf and Stem Detail	3815
	3. Dark Green Leaves and Stems	5210
	4. Light Blue Leaf and Stem Detail	4240
	5. Light Blue Fabric Placement Stitch	4240
	6. Cut Line and Tackdown	4240
	7. Dark Blue Fabric Placement Stitch	4240
	8. Cut Line and Tackdown	4240
	9. Light Blue Cover Stitch and Detail	4240
	10. Dark Blue Cover Stitch and Detail	3815
	11. Pink Fabric Placement Stitch	2336
	12. Cut Line and Tackdown	2363
	13. Yellow Fabric Placement Stitch	2336
	14. Cut Line and Tackdown	2363
	15. Orange Fabric Placement Stitch	2336
	16. Cut Line and Tackdown	2363
	17. Light Pink Detail	2363
	18. Dark Pink Cover Stitch and Detail	2530
	19. Yellow Cover Stitch and Detail	0713
	20. Orange Cover Stitch and Detail	1030

Note: Some designs in this collection may have been created using unique special stitches and/or techniques. To preserve design integrity when rescaling or rotating designs in your software, always rescale or rotate designs using the handles directly on-screen.

*Fabric Required

82025-35 Block 35

Size Inches: Size mm: Stitch Count:
5.58 X 5.57 in. **141.7 X 141.5 mm** **26057 St.**



■	1. Pink Fabric Placement Stitch	5440
■	2. Cut Line and Tackdown	5440
■	3. Light Green Leaves	5440
■	4. Dark Blue Leaf Detail	3815
■	5. Dark Green Stems and Leaves	5210
■	6. Light Blue Leaf and Stem Detail	4240
■	7. Pink Cover Stitch	2530
■	8. Light Blue Fabric Placement Stitch	4240
■	9. Cut Line and Tackdown	4240
■	10. Light Blue Cover Stitch	4240
■	11. Light Pink Detail	2363
■	12. Orange Fabric Placement Stitch	0713
■	13. Cut Line and Tackdown	0713
■	14. Yellow Fabric Placement Stitch	0713
■	15. Cut Line and Tackdown	0713
■	16. Yellow Detail	0713
■	17. Orange Cover Stitch and Detail	1030
■	18. Yellow Cover Stitch and Detail	0713

Note: Some designs in this collection may have been created using unique special stitches and/or techniques. To preserve design integrity when rescaling or rotating designs in your software, always rescale or rotate designs using the handles directly on-screen.

*Fabric Required

82025-36 Block 36



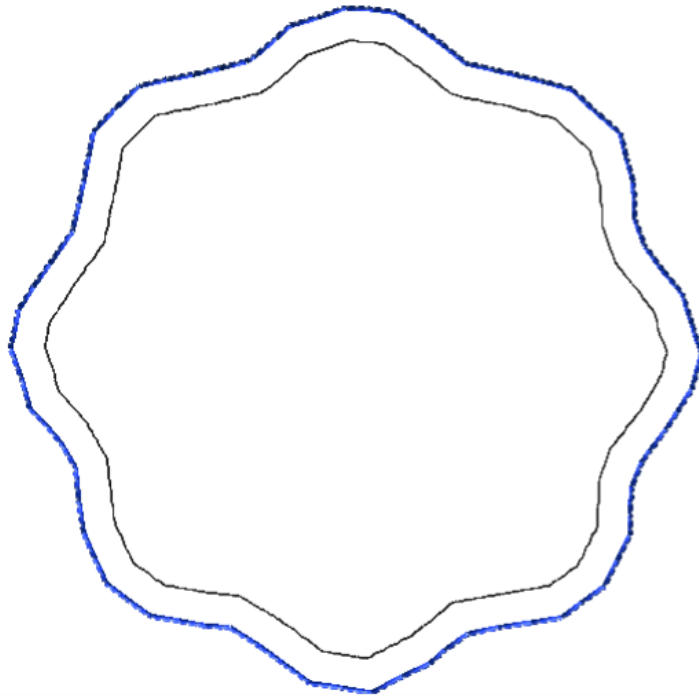
Size Inches: Size mm: Stitch Count:
5.50 X 5.50 in. **139.7 X 139.7 mm** **23923 St.**

■	1. Light Green Leaves and Stems.....	5440
■	2. Orange Leaf and Stem Detail.....	1030
■	3. Dark Green Leaves and Stem.....	5210
■	4. Light Blue Leaf and Stem Detail.....	4240
■	5. Yellow Fabric Placement Stitch	0713
■	6. Cut Line and Tackdown	0713
■	7. Dark Blue Fabric Placement Stitch.....	0713
■	8. Cut Line and Tackdown	0713
■	9. Pink Fabric Placement Stitch	0713
■	10. Cut Line and Tackdown	0713
■	11. Light Blue Fabric Placement Stitch	0713
■	12. Cut Line and Tackdown	0713
■	13. Orange Fabric Placement Stitch	0713
■	14. Cut Line and Tackdown	0713
■	15. Yellow Cover Stitch and Detail	0713
■	16. Pink Cover Stitch.....	2530
■	17. Dark Blue Cover Stitch	3815
■	18. Light Pink Detail	2363
■	19. Orange Cover Stitch and Detail.....	1030
■	20. Light Blue Cover Stitch and Detail.....	4240

Note: Some designs in this collection may have been created using unique special stitches and/or techniques. To preserve design integrity when rescaling or rotating designs in your software, always rescale or rotate designs using the handles directly on-screen.

82025-A_CWA CutWork Applique A

Size Inches:	Size mm:	Stitch Count:
1.66 X 1.67 in.	42.2 X 42.4 mm	900 St.

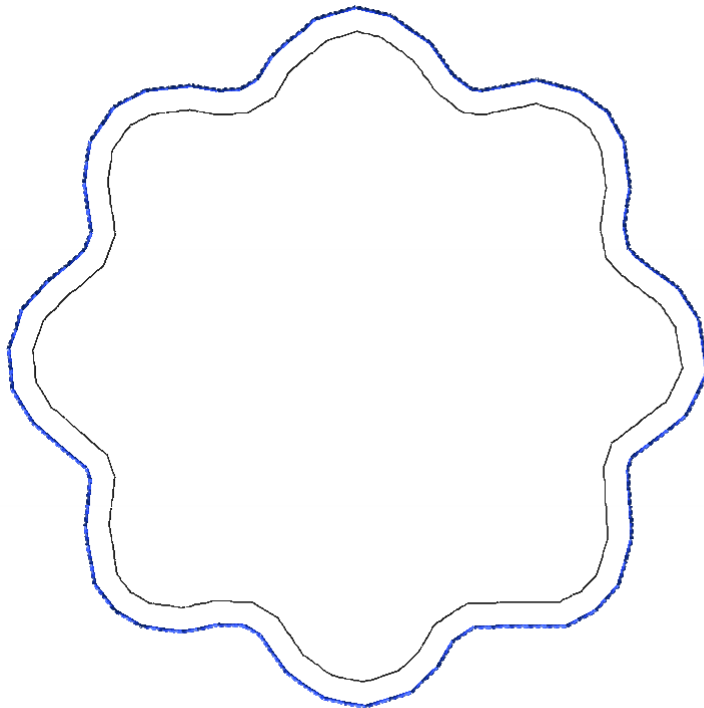


- 1. Basting Stitch 3600
- 2. Bernina CutWork Applique Accessory Cut 1
- 3. Bernina CutWork Applique Accessory Cut 2
- 4. Bernina CutWork Applique Accessory Cut 3
- 5. Bernina CutWork Applique Accessory Cut 4

Note: Some designs in this collection may have been created using unique special stitches and/or techniques. To preserve design integrity when rescaling or rotating designs in your software, always rescale or rotate designs using the handles directly on-screen.

82025-B_CWA CutWork Applique B

Size Inches:	Size mm:	Stitch Count:
2.33 X 2.33 in.	59.2 X 59.2 mm	900 St.



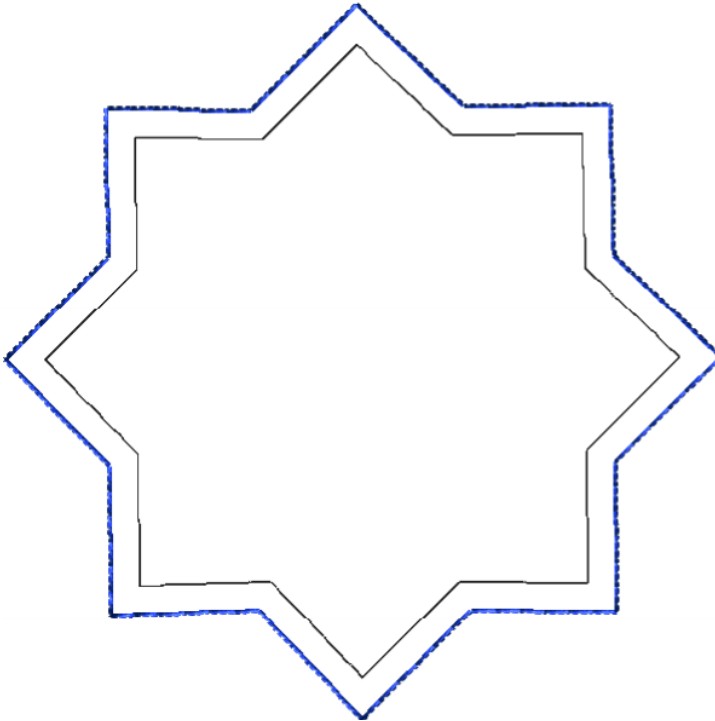
- 1. Basting Stitch 3600
- 2. Bernina CutWork Applique Accessory Cut 1
- 3. Bernina CutWork Applique Accessory Cut 2
- 4. Bernina CutWork Applique Accessory Cut 3
- 5. Bernina CutWork Applique Accessory Cut 4

Note: Some designs in this collection may have been created using unique special stitches and/or techniques. To preserve design integrity when rescaling or rotating designs in your software, always rescale or rotate designs using the handles directly on-screen.

82025-C_CWA CutWork Applique C

Size Inches: Size mm: Stitch Count:
1.97 X 1.97 in. **50.0 X 50.0 mm** **700 St.**

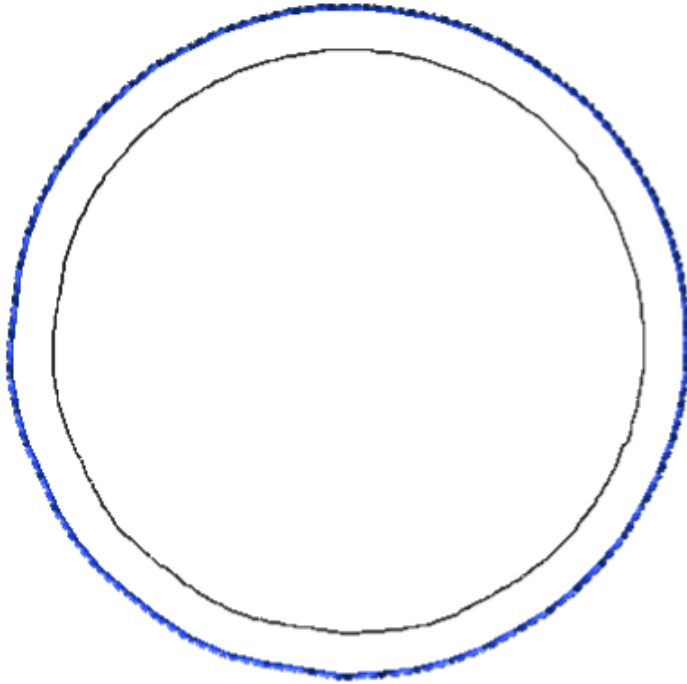
- 1. Basting Stitch 3600
- 2. Bernina CutWork Applique Accessory Cut 1
- 3. Bernina CutWork Applique Accessory Cut 2
- 4. Bernina CutWork Applique Accessory Cut 3
- 5. Bernina CutWork Applique Accessory Cut 4



Note: Some designs in this collection may have been created using unique special stitches and/or techniques. To preserve design integrity when rescaling or rotating designs in your software, always rescale or rotate designs using the handles directly on-screen.

82025-D_CWA CutWork Applique D

Size Inches:	Size mm:	Stitch Count:
1.24 X 1.25 in.	31.5 X 31.8 mm	500 St.

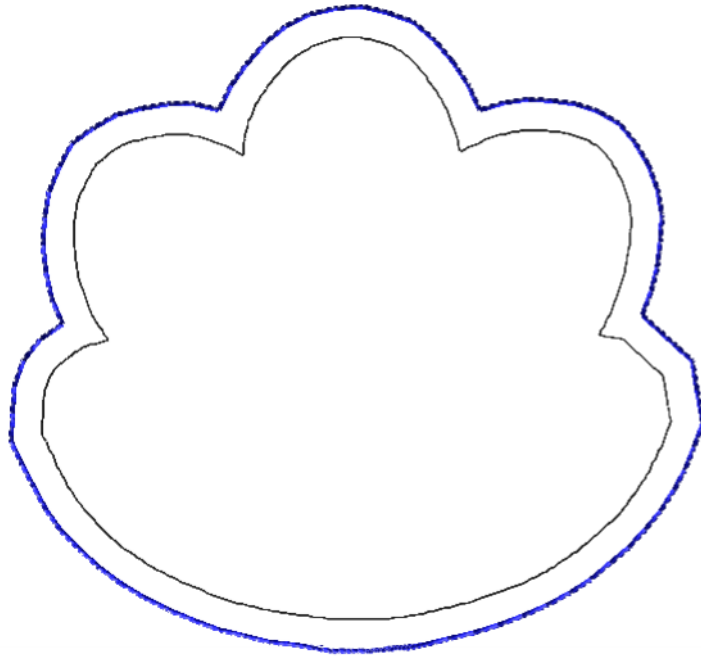


- 1. Basting Stitch 3600
- 2. Bernina CutWork Applique Accessory Cut 1
- 3. Bernina CutWork Applique Accessory Cut 2
- 4. Bernina CutWork Applique Accessory Cut 3
- 5. Bernina CutWork Applique Accessory Cut 4

Note: Some designs in this collection may have been created using unique special stitches and/or techniques. To preserve design integrity when rescaling or rotating designs in your software, always rescale or rotate designs using the handles directly on-screen.

82025-E_CWA CutWork Applique E

Size Inches:	Size mm:	Stitch Count:
1.67 X 1.80 in.	42.4 X 45.7 mm	700 St.

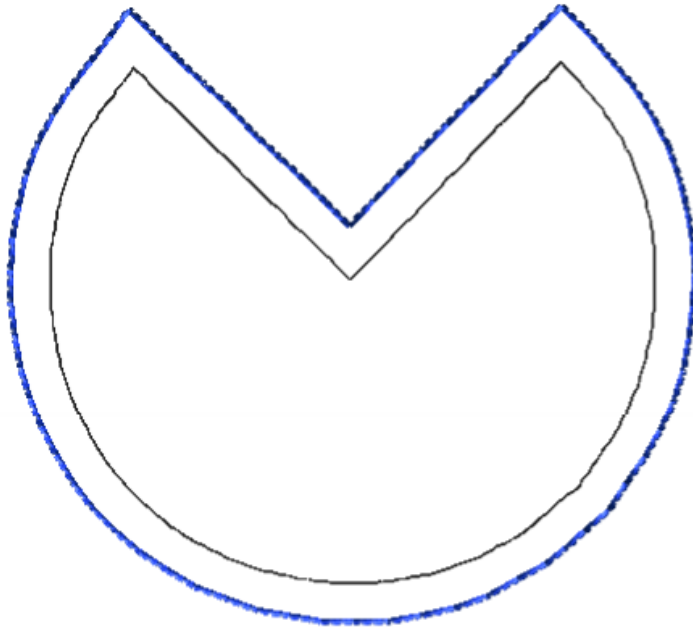


- 1. Basting Stitch 3600
- 2. Bernina CutWork Applique Accessory Cut 1
- 3. Bernina CutWork Applique Accessory Cut 2
- 4. Bernina CutWork Applique Accessory Cut 3
- 5. Bernina CutWork Applique Accessory Cut 4

Note: Some designs in this collection may have been created using unique special stitches and/or techniques. To preserve design integrity when rescaling or rotating designs in your software, always rescale or rotate designs using the handles directly on-screen.


82025-F_CWA CutWork Applique F

Size Inches:	Size mm:	Stitch Count:
1.27 X 1.41 in.	32.3 X 35.8 mm	600 St.



- 1. Basting Stitch 3600
- 2. Bernina CutWork Applique Accessory Cut 1
- 3. Bernina CutWork Applique Accessory Cut 2
- 4. Bernina CutWork Applique Accessory Cut 3
- 5. Bernina CutWork Applique Accessory Cut 4

Note: Some designs in this collection may have been created using unique special stitches and/or techniques. To preserve design integrity when rescaling or rotating designs in your software, always rescale or rotate designs using the handles directly on-screen.



82025-G_CWA CutWork Applique G

Size Inches:	Size mm:	Stitch Count:
1.51 X 1.22 in.	38.4 X 31.0 mm	600 St.


- 1. Basting Stitch 3600
- 2. Bernina CutWork Applique Accessory Cut 1
- 3. Bernina CutWork Applique Accessory Cut 2
- 4. Bernina CutWork Applique Accessory Cut 3
- 5. Bernina CutWork Applique Accessory Cut 4

Note: Some designs in this collection may have been created using unique special stitches and/or techniques. To preserve design integrity when rescaling or rotating designs in your software, always rescale or rotate designs using the handles directly on-screen.

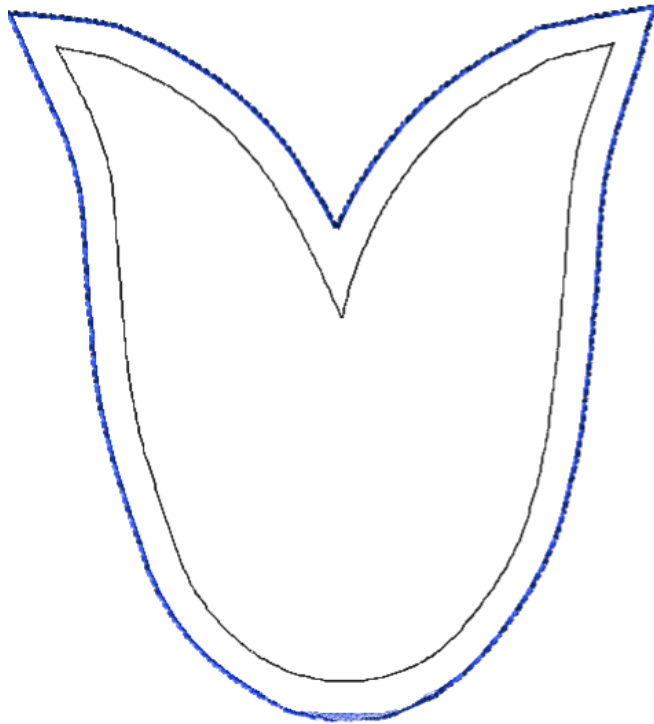
82025-H_CWA CutWork Applique H

Size Inches:	Size mm:	Stitch Count:
1.52 X 1.59 in.	38.6 X 40.4 mm	700 St.

- 1. Basting Stitch 3600
- 2. Bernina CutWork Applique Accessory Cut 1
- 3. Bernina CutWork Applique Accessory Cut 2
- 4. Bernina CutWork Applique Accessory Cut 3
- 5. Bernina CutWork Applique Accessory Cut 4



Note: Some designs in this collection may have been created using unique special stitches and/or techniques. To preserve design integrity when rescaling or rotating designs in your software, always rescale or rotate designs using the handles directly on-screen.



82025-I_CWA CutWork Applique I

Size Inches:	Size mm:	Stitch Count:
1.72 X 1.57 in.	43.7 X 39.9 mm	800 St.


- 1. Basting Stitch 3600
- 2. Bernina CutWork Applique Accessory Cut 1
- 3. Bernina CutWork Applique Accessory Cut 2
- 4. Bernina CutWork Applique Accessory Cut 3
- 5. Bernina CutWork Applique Accessory Cut 4

Note: Some designs in this collection may have been created using unique special stitches and/or techniques. To preserve design integrity when rescaling or rotating designs in your software, always rescale or rotate designs using the handles directly on-screen.

82025-J_CWA CutWork Applique J

Size Inches:	Size mm:	Stitch Count:
2.84 X 3.24 in.	72.1 X 82.3 mm	1200 St.

- 1. Basting Stitch 3600
- 2. Bernina CutWork Applique Accessory Cut 1
- 3. Bernina CutWork Applique Accessory Cut 2
- 4. Bernina CutWork Applique Accessory Cut 3
- 5. Bernina CutWork Applique Accessory Cut 4

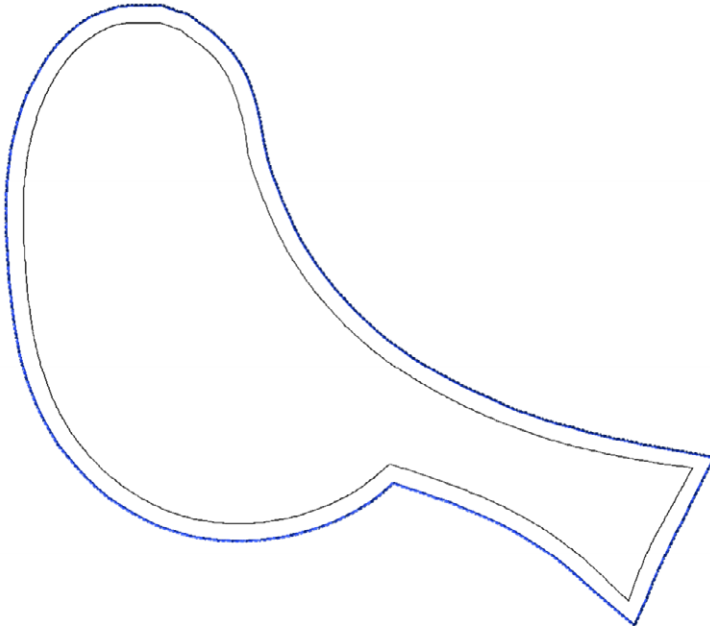


Note: Some designs in this collection may have been created using unique special stitches and/or techniques. To preserve design integrity when rescaling or rotating designs in your software, always rescale or rotate designs using the handles directly on-screen.

82025-K_CWA CutWork Applique K

Size Inches:	Size mm:	Stitch Count:
2.84 X 3.24 in.	72.1 X 82.3 mm	1200 St.


- 1. Basting Stitch 3600
- 2. Bernina CutWork Applique Accessory Cut 1
- 3. Bernina CutWork Applique Accessory Cut 2
- 4. Bernina CutWork Applique Accessory Cut 3
- 5. Bernina CutWork Applique Accessory Cut 4



Note: Some designs in this collection may have been created using unique special stitches and/or techniques. To preserve design integrity when rescaling or rotating designs in your software, always rescale or rotate designs using the handles directly on-screen.

82025-L_CWA CutWork Applique L

Size Inches:	Size mm:	Stitch Count:
2.19 X 1.47 in.	55.6 X 37.3 mm	800 St.




- 1. Basting Stitch 3600
- 2. Bernina CutWork Applique Accessory Cut 1
- 3. Bernina CutWork Applique Accessory Cut 2
- 4. Bernina CutWork Applique Accessory Cut 3
- 5. Bernina CutWork Applique Accessory Cut 4

Note: Some designs in this collection may have been created using unique special stitches and/or techniques. To preserve design integrity when rescaling or rotating designs in your software, always rescale or rotate designs using the handles directly on-screen.

82025-M_CWA CutWork Applique M

Size Inches:	Size mm:	Stitch Count:
2.10 X 1.58 in.	53.3 X 40.1 mm	800 St.

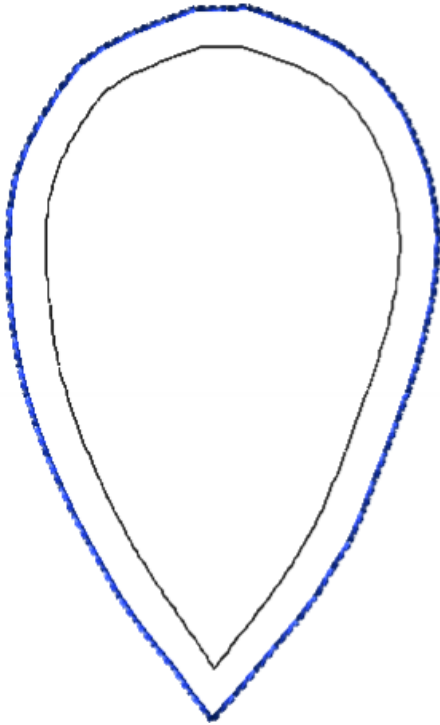


- 1. Basting Stitch 3600
- 2. Bernina CutWork Applique Accessory Cut 1
- 3. Bernina CutWork Applique Accessory Cut 2
- 4. Bernina CutWork Applique Accessory Cut 3
- 5. Bernina CutWork Applique Accessory Cut 4

Note: Some designs in this collection may have been created using unique special stitches and/or techniques. To preserve design integrity when rescaling or rotating designs in your software, always rescale or rotate designs using the handles directly on-screen.


82025-N_CWA CutWork Applique N

Size Inches:	Size mm:	Stitch Count:
1.49 X 0.90 in.	37.8 X 22.9 mm	500 St.



- 1. Basting Stitch 3600
- 2. Bernina CutWork Applique Accessory Cut 1
- 3. Bernina CutWork Applique Accessory Cut 2
- 4. Bernina CutWork Applique Accessory Cut 3
- 5. Bernina CutWork Applique Accessory Cut 4

Note: Some designs in this collection may have been created using unique special stitches and/or techniques. To preserve design integrity when rescaling or rotating designs in your software, always rescale or rotate designs using the handles directly on-screen.



82025-O_CWA CutWork Applique O

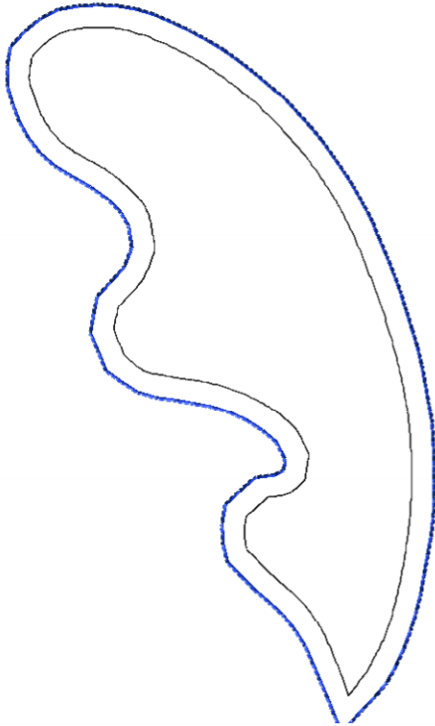
Size Inches:	Size mm:	Stitch Count:
3.05 X 1.47 in.	77.5 X 37.3 mm	1000 St.

- 1. Basting Stitch 3600
- 2. Bernina CutWork Applique Accessory Cut 1
- 3. Bernina CutWork Applique Accessory Cut 2
- 4. Bernina CutWork Applique Accessory Cut 3
- 5. Bernina CutWork Applique Accessory Cut 4

Note: Some designs in this collection may have been created using unique special stitches and/or techniques. To preserve design integrity when rescaling or rotating designs in your software, always rescale or rotate designs using the handles directly on-screen.

82025-P_CWA CutWork Applique P

Size Inches:	Size mm:	Stitch Count:
2.55 X 1.50 in.	64.8 X 38.1 mm	800 St.

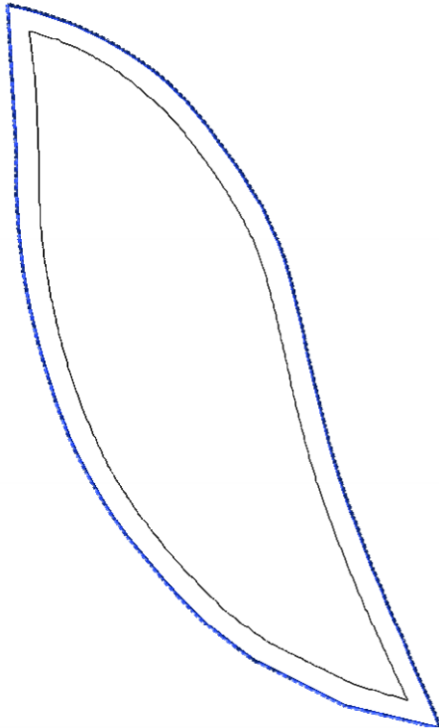


- 1. Basting Stitch 3600
- 2. Bernina CutWork Applique Accessory Cut 1
- 3. Bernina CutWork Applique Accessory Cut 2
- 4. Bernina CutWork Applique Accessory Cut 3
- 5. Bernina CutWork Applique Accessory Cut 4

Note: Some designs in this collection may have been created using unique special stitches and/or techniques. To preserve design integrity when rescaling or rotating designs in your software, always rescale or rotate designs using the handles directly on-screen.

82025-Q_CWA CutWork Applique Q

Size Inches:	Size mm:	Stitch Count:
2.53 X 1.52 in.	64.3 X 38.6 mm	800 St.



- 1. Basting Stitch 3600
- 2. Bernina CutWork Applique Accessory Cut 1
- 3. Bernina CutWork Applique Accessory Cut 2
- 4. Bernina CutWork Applique Accessory Cut 3
- 5. Bernina CutWork Applique Accessory Cut 4

MATERIALS



Supplies

- 2 packages of SoftWeb specialty stabilizer. 8" x 5" 10 sheets
- 2 Rolls 15" x 5 yards Fusible Woven CutAway
- PolyMesh CutAway in White (quantity will vary based on the size of hoop used)
- Isacord threads per thread chart

Fabric Requirements

Appliques:

- ½ yd Yellow fabric
- ½ yd Orange fabric
- ½ yd Light Blue fabric
- ½ yd Dark Blue fabric
- ⅞ yd Pink fabric

White fabric for quilt blocks:

- 2 ⅔ yds
Cut into
 - (6) 11.5" x 11.5" squares
 - (29) 8.5" x 8.5" squares

Light pink fabric for sashing and border 1:

- 1 yd
Cut into
 - (12) 2" WOF strips
 - Set 6 aside for border 1 then subcut the remaining 6 strips into 34, 2" x 6.5" pcs

Dark pink fabric for border and binding:

- 1 ¼ yds
Cut into
 - 5, 5" WOF strips
 - 6, 2.5" WOF strips for binding

Backing:


- 3 yds fabric of your choice

EMBROIDERY



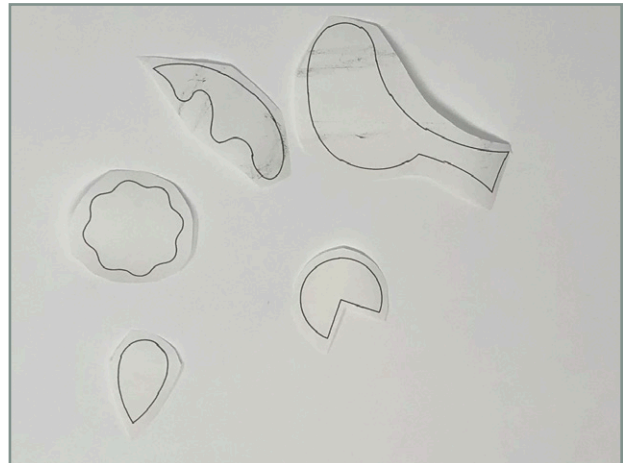
STEP 1

- Using the included templates print your applique pieces onto a piece of SoftWeb.



STEP 2

- Roughly cut out each template piece.



STEP 3

- Fuse your template pieces to the back of a corresponding piece of color fabric.



EMBROIDERY



STEP 4

- Trim your appliques on the printed line, set aside.



STEP 5

- Fuse fusible woven to the back of your 8.5" x 8.5" and 11.5" x 11.5" blocks.
- **Note** - these will be squared up to 6.5" x 6.5" and 9.5" x 9.5" so these pieces of fabric do not need to be exact.



STEP 6

- Hoop one layer of PolyMesh.




EMBROIDERY



STEP 7

- Place white fabric centered in your hoop, using your machine's basting feature to baste your fabric in place.
- **Note** - design 82025-08 is used as an example, Machine Steps may vary by design, but techniques are the same.



STEP 8

- Stitch Machine Step 1, 5440 light green leaves.



STEP 9

- Stitch Machine Step 2, 3815 dark Blue leaf detail.



EMBROIDERY



STEP 10

- Stitch Machine Step 3, 5210 dark green leaves.



STEP 11

- Stitch Machine Step 4, 1030 orange stem detail.



STEP 12

- Stitch Machine Step 5, 4240 placement stitch.




EMBROIDERY



STEP 13

- Peel the paper backing off of your applique piece and place as indicated by your placement stitch. On your ironing surface use a travel iron or the tip of your iron to fuse the applique piece in place.



STEP 14

- Stitch Machine Step 6, 4240 tackdown.
- Stitch remaining Machine Steps, repeating applique process as needed.
- **Note** - For trim in place technique, refer to pages 34-35.



STEP 15


- After all blocks have been stitched, remove the basting stitches and square up your blocks (the six larger blocks at 9.5" squares and 29 smaller blocks at 6.5" squares) You can leave the PolyMesh in place behind your blocks; it is soft and can be stitched into your quilt.
- **Note - PolyMesh should only be ironed at a medium low iron setting.**

ASSEMBLY



STEP 16

- Sew 6 1/2" x 2" sashing pieces to sides of blocks:
2, 4, 12, 14, 22, 24, 32, 34.
- **Note - pay attention to orientation.**
- Do this to the following blocks as pictured below.




ASSEMBLY



STEP 17

- Sew 2" x 6 1/2" sashing pieces to tops and bottoms of blocks: 6, 8, 10, 16, 18, 20, 26, 28, 30
- **Note - pay attention to orientation.**
- Do this to the following blocks as pictured below.




ASSEMBLY




STEP 18

- Join your sashed blocks into rows as pictured below.



STEP 19

- Trim 2 of the remaining light pink strips to 36.5" to create your top and bottom borders. Attach as shown in border diagram.
- Sew 2 sets of 2 of the remaining light pink strips together and trim to measure 54" to create your side borders. Attach as shown in border diagram.
- Trim 2 of the 5" dark pink strips to 39 1/2" for top and bottom border 2. Attach as shown in border diagram.
- Cut one of your 5" dark pink strips in half widthwise, forming two strips half the width of fabric x 5" wide.
- Sew one half-width-of-fabric strip to the end of one width-of-fabric 5" strip. Repeat for the other half and full width of fabric strips. Trim each strip to 63". Attach as shown in border diagram.



ASSEMBLY



STEP 20

- Quilt and bind as desired.




TRIM IN PLACE



STEP 1

- Machines Steps 1-4 are the same as pre-cut applique instructions.
- Stitch Machine Step 5, 4240 placement stitch.



STEP 2

- Cover your placement stitch with a piece of the Blue fabric.



STEP 3

- Stitch Machine Step 6, Tackdown stitch.



TRIM IN PLACE




STEP 4

- Trim fabric away.



STEP 5

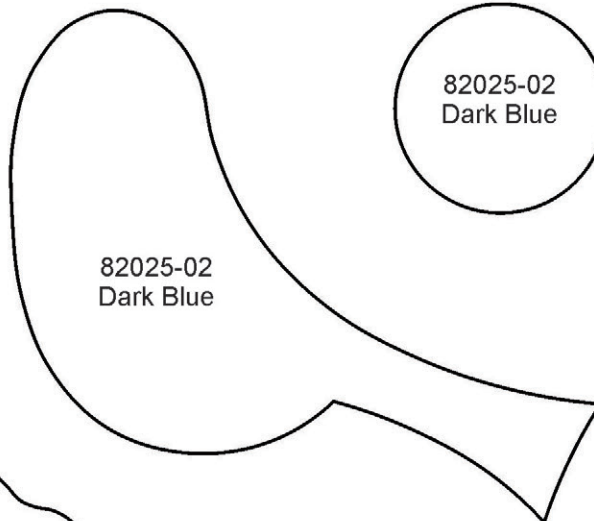
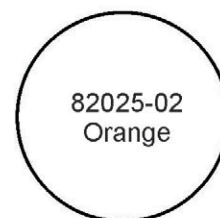
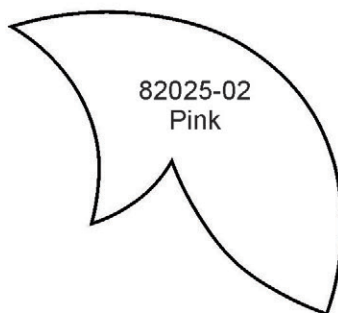
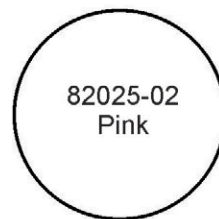
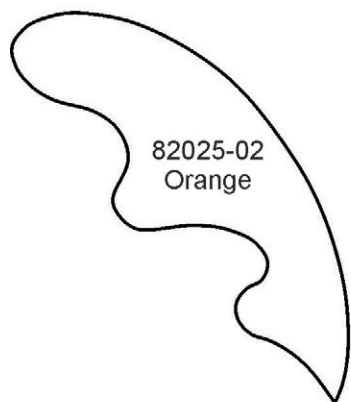
- Continue stitching, and repeat steps for applique designs.



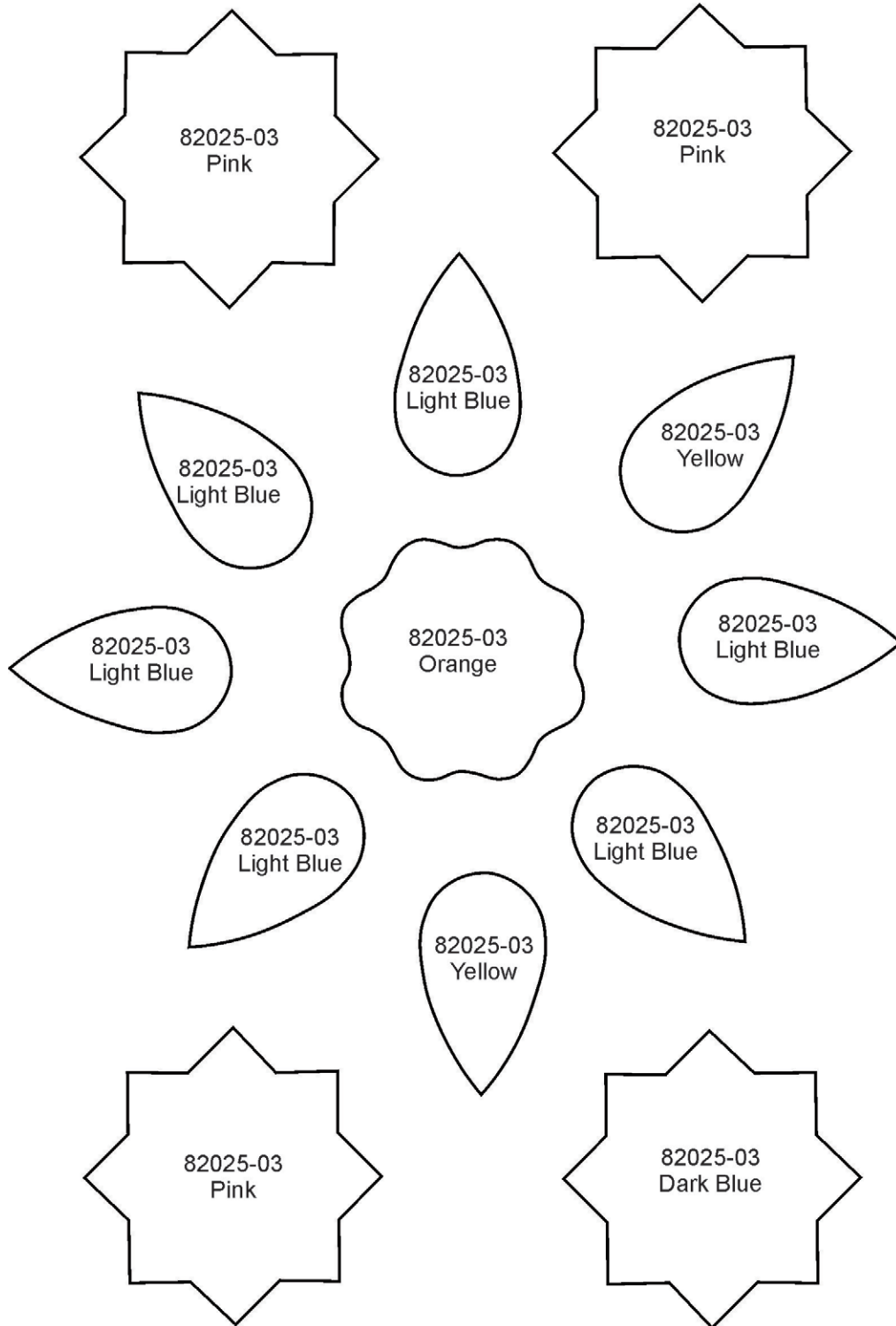
APPLIQUE PATTERNS



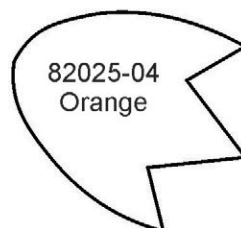

APPLIQUE PATTERNS



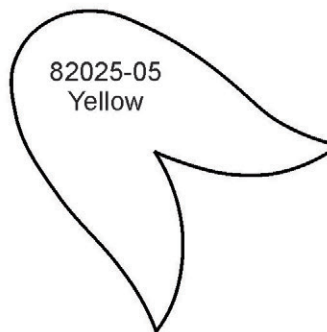
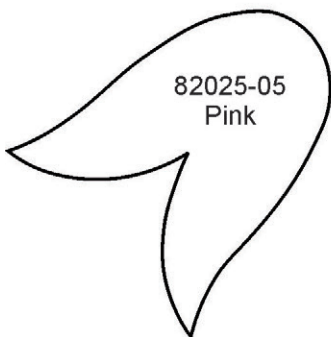
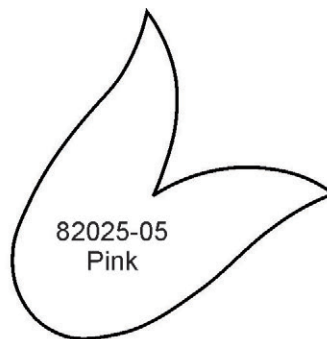
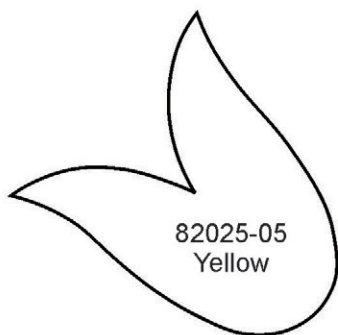
APPLIQUE PATTERNS



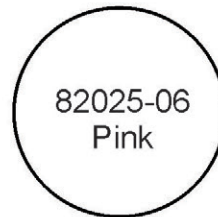
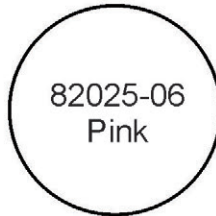
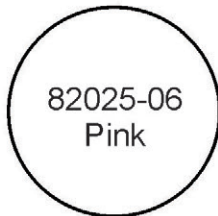
APPLIQUE PATTERNS



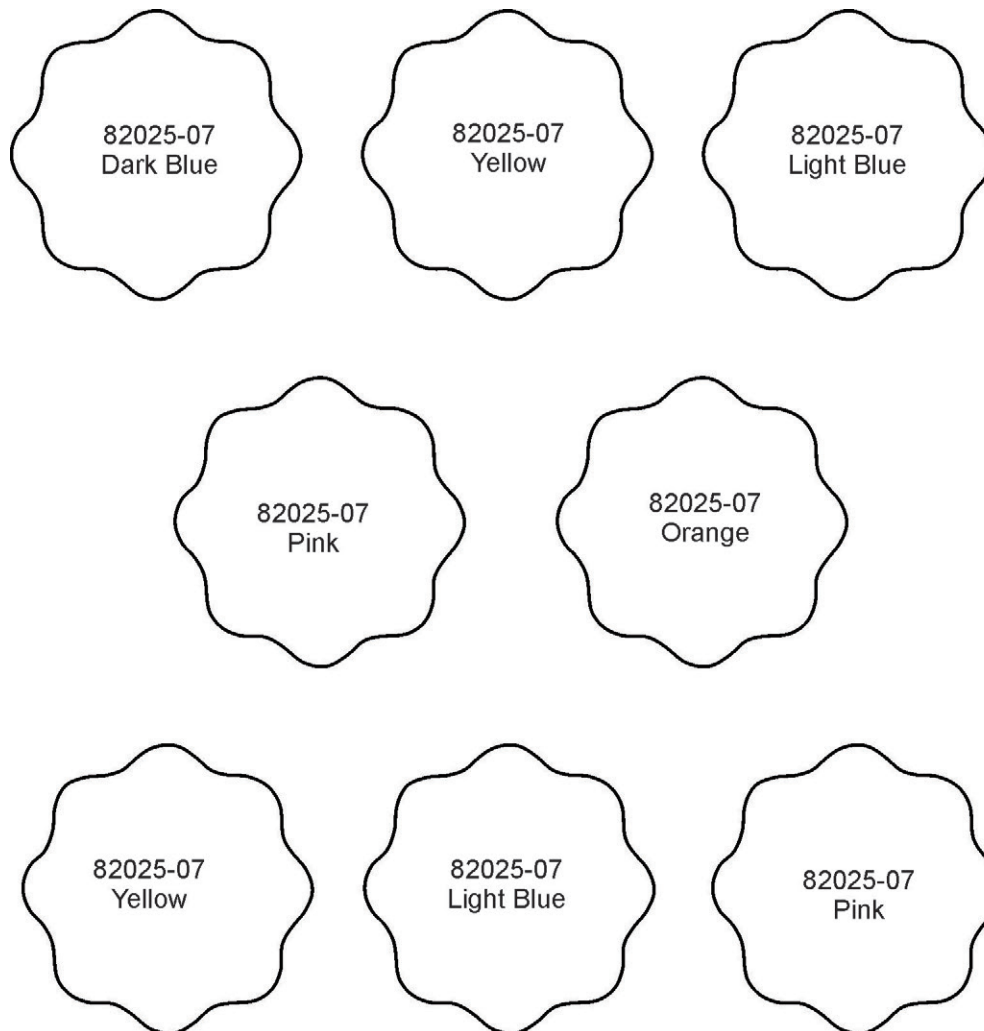
APPLIQUE PATTERNS



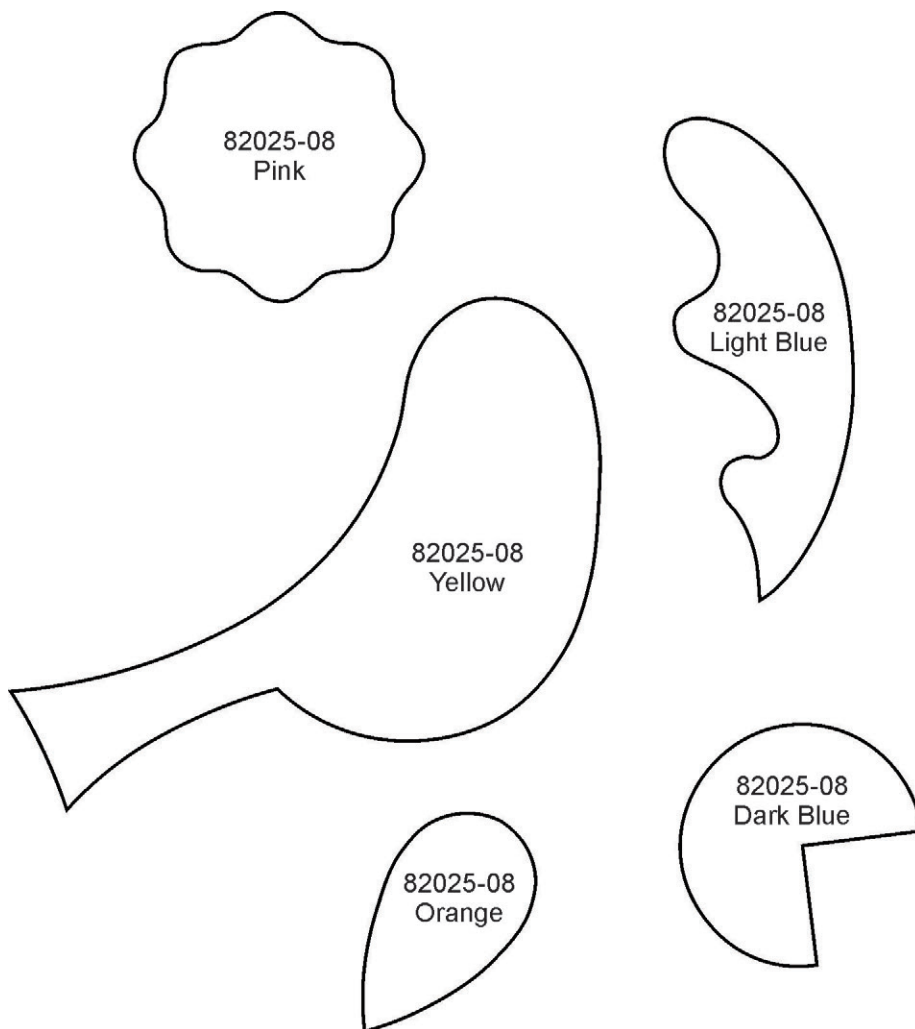
APPLIQUE PATTERNS



APPLIQUE PATTERNS



APPLIQUE PATTERNS



APPLIQUE PATTERNS



82025-09
Light Blue

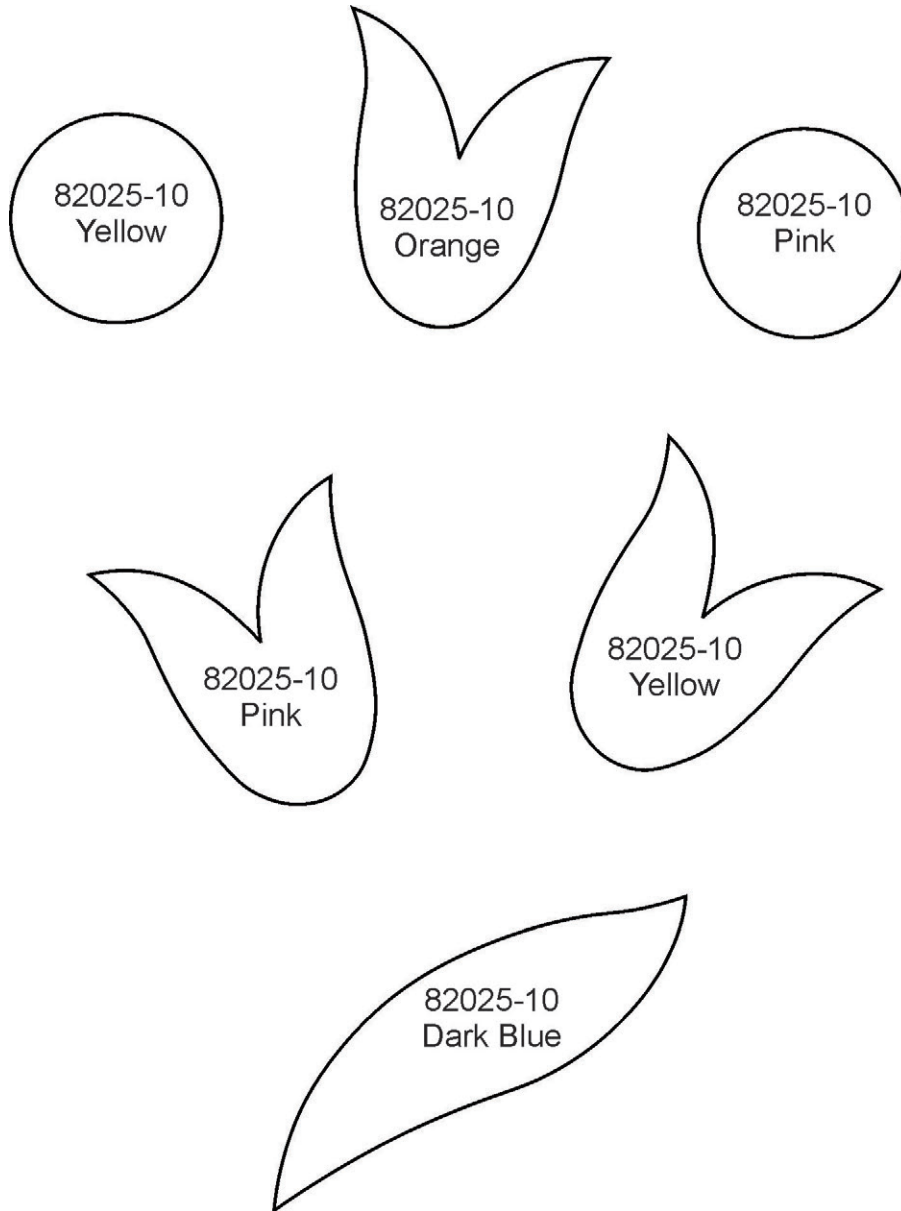
82025-09
Yellow

82025-09
Dark Blue

82025-09
Orange

82025-09
Pink


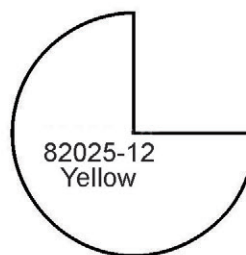
APPLIQUE PATTERNS



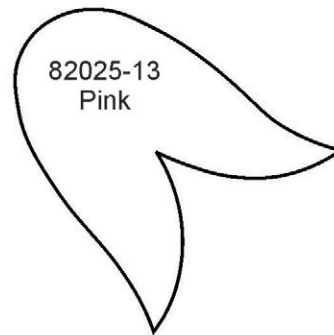
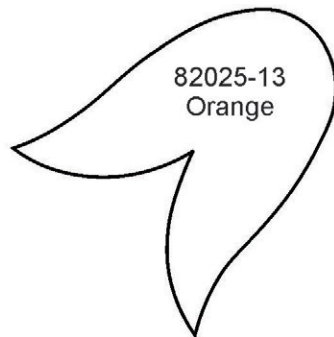
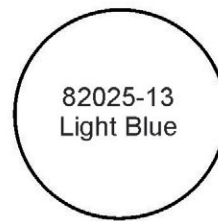
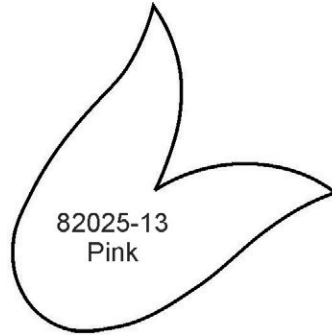
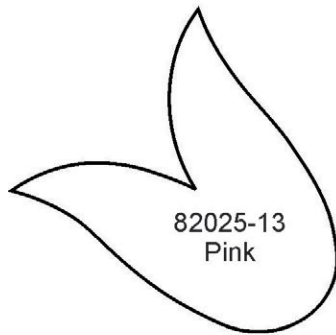
APPLIQUE PATTERNS



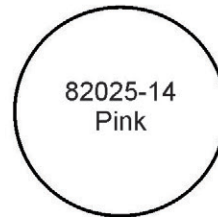
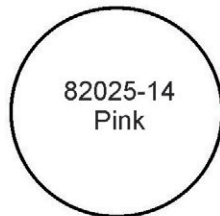
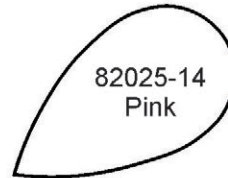
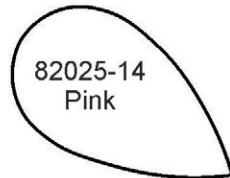

APPLIQUE PATTERNS



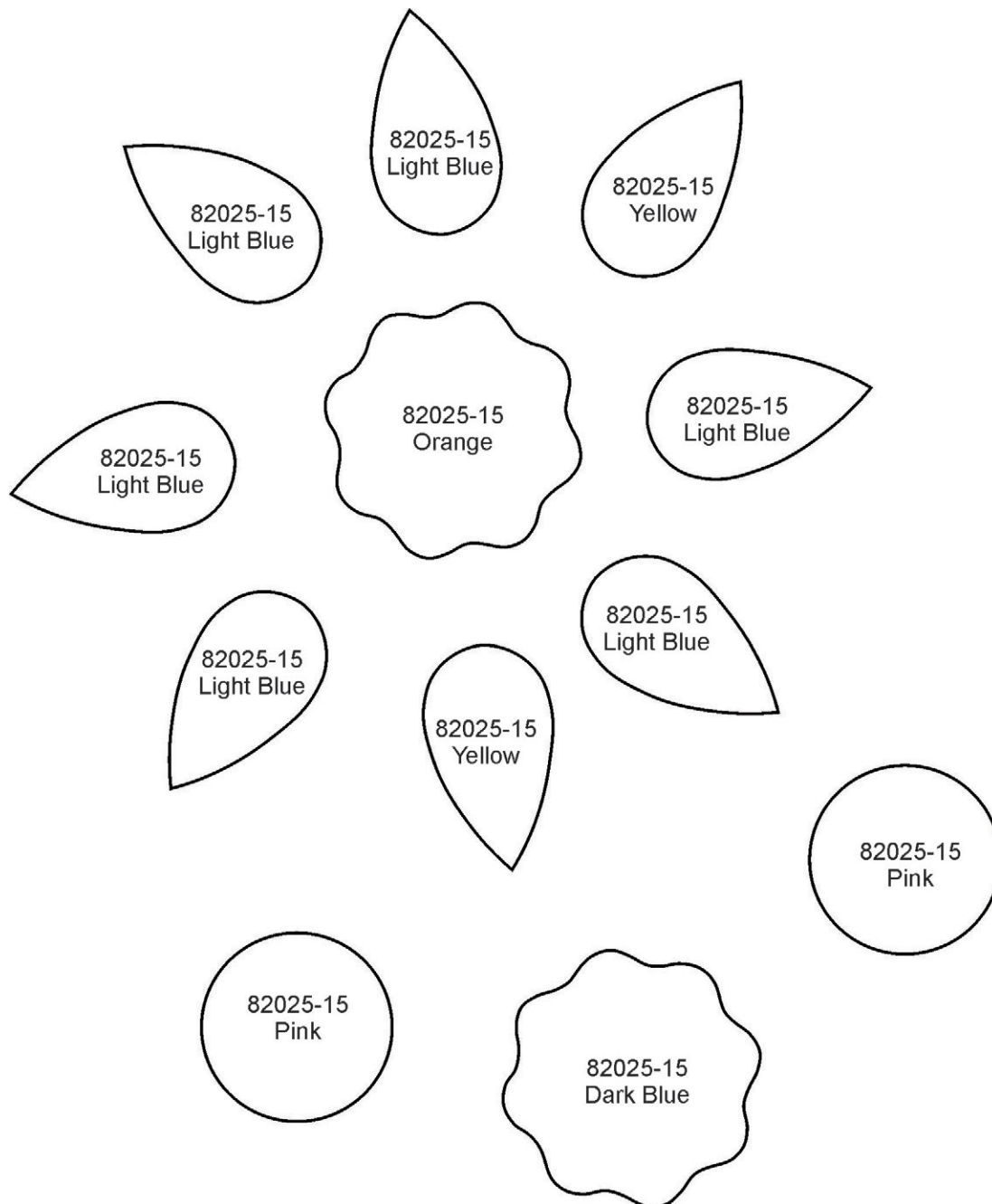
APPLIQUE PATTERNS



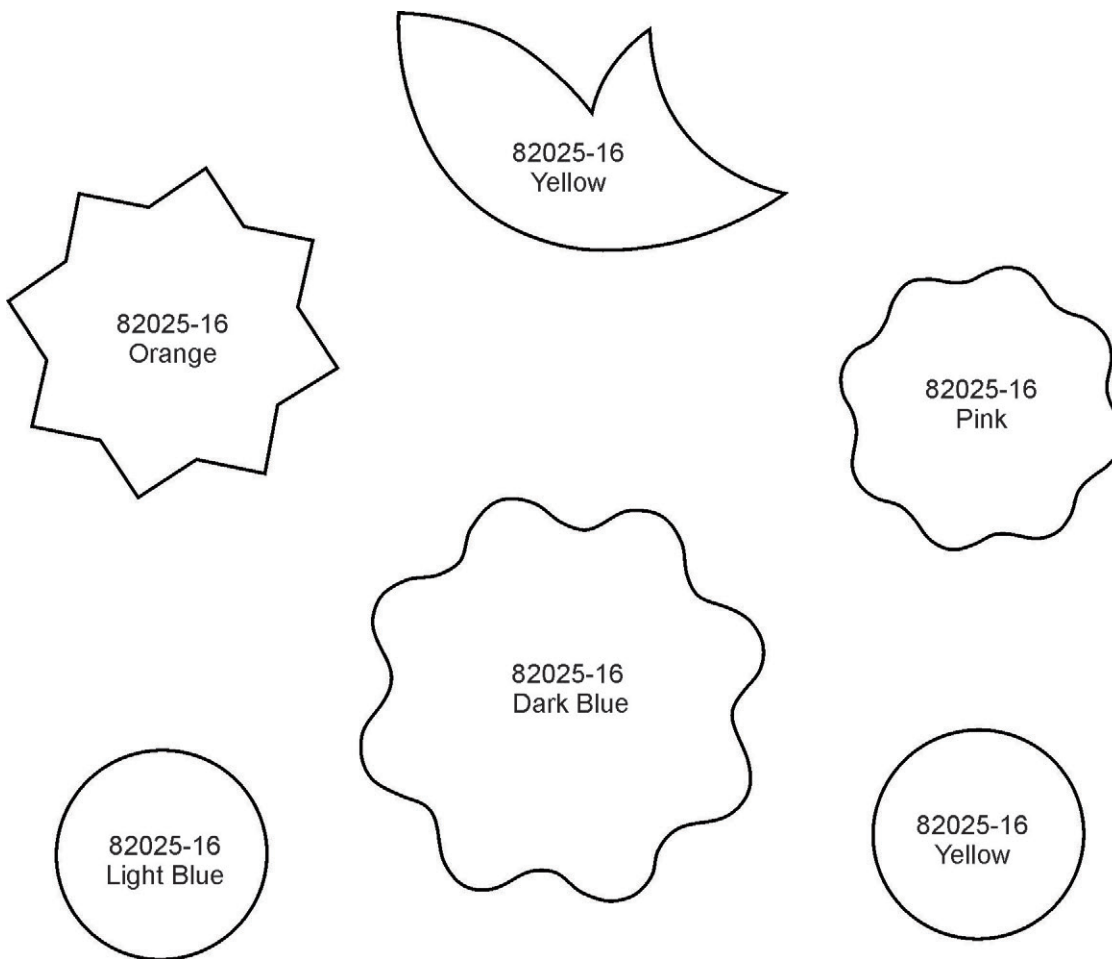
APPLIQUE PATTERNS



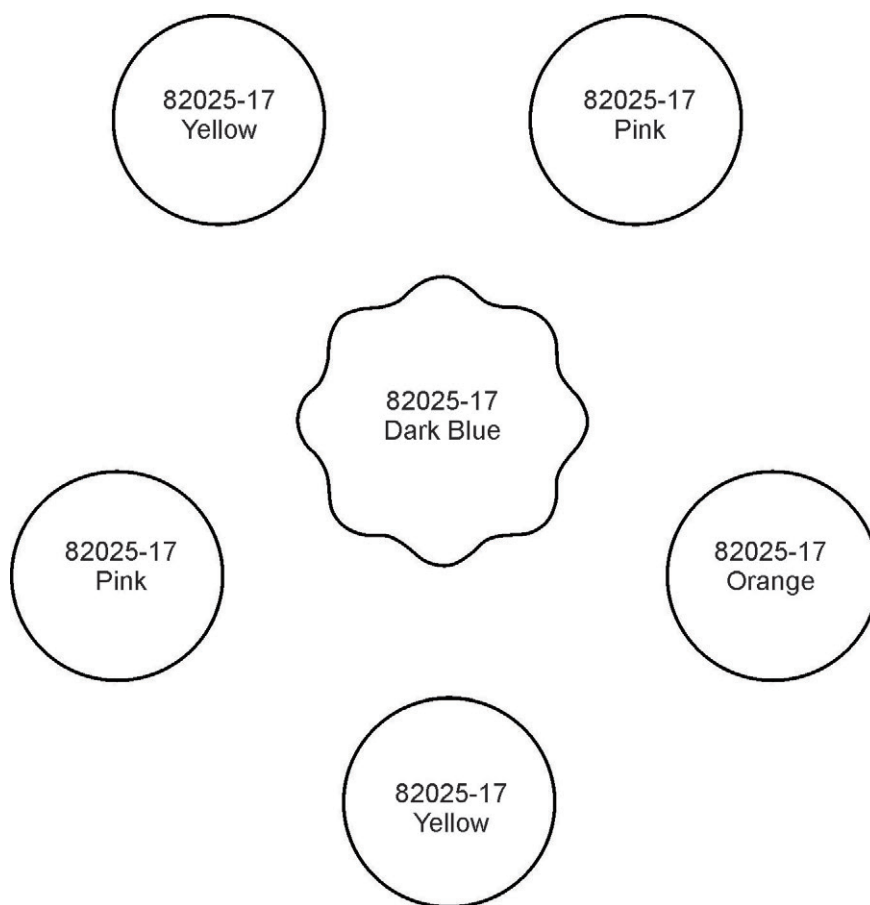
APPLIQUE PATTERNS



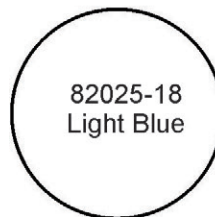
APPLIQUE PATTERNS



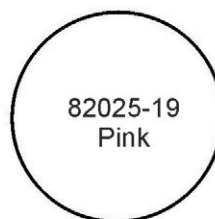
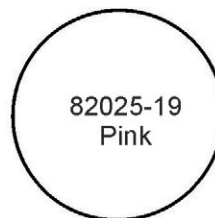
APPLIQUE PATTERNS



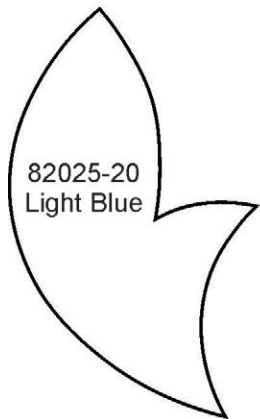
APPLIQUE PATTERNS



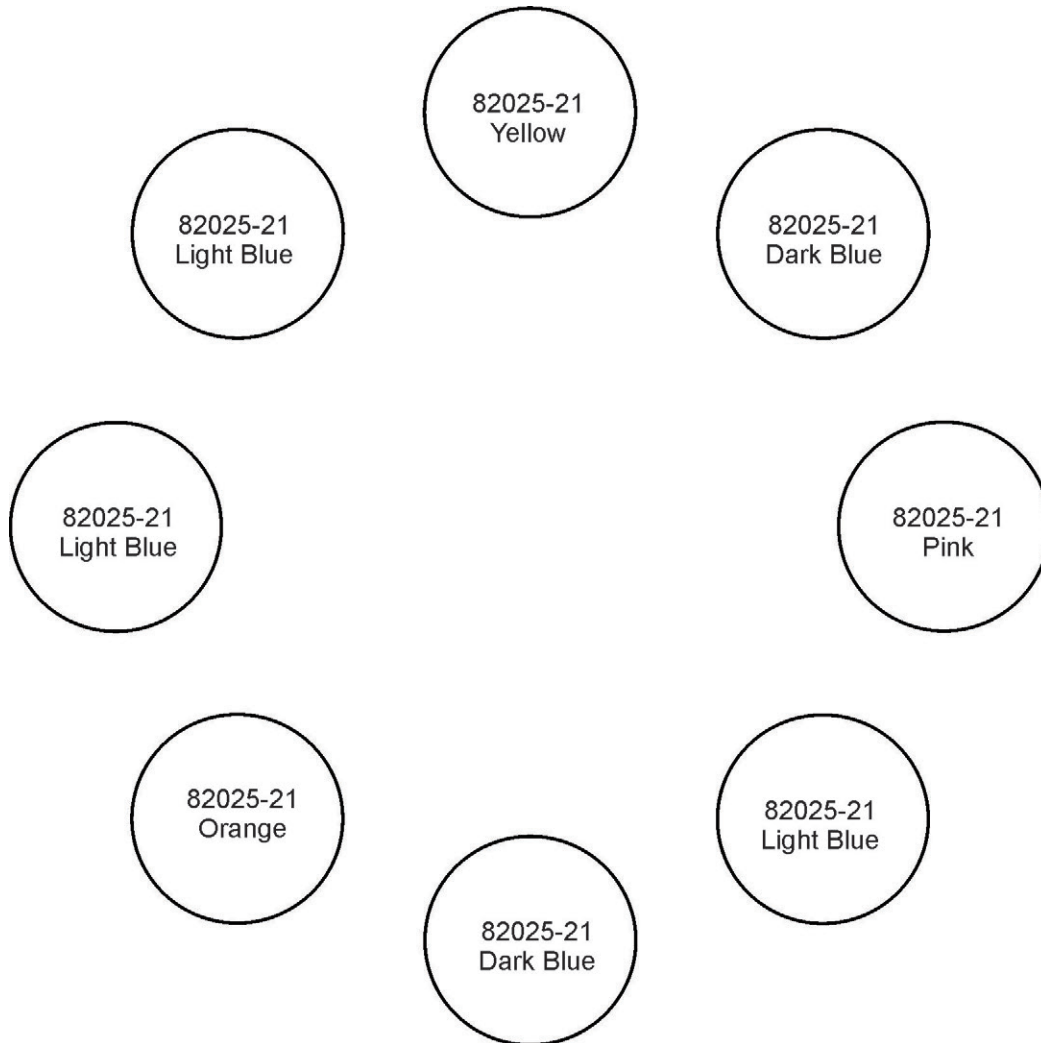
APPLIQUE PATTERNS



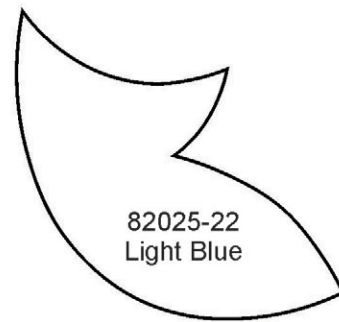
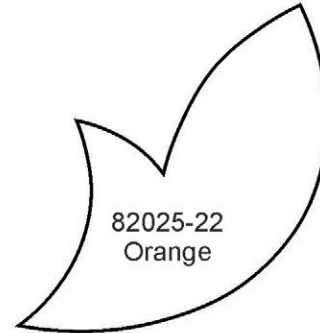
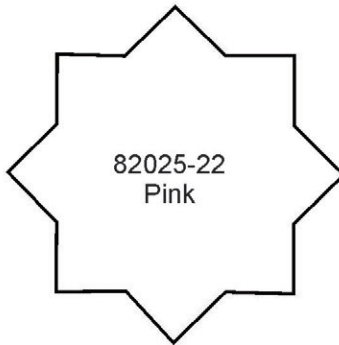
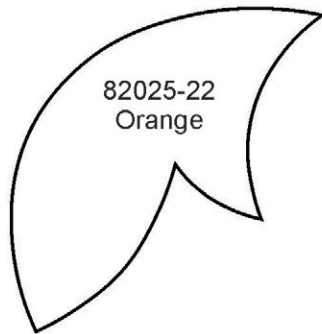
APPLIQUE PATTERNS



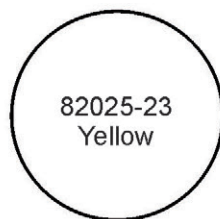
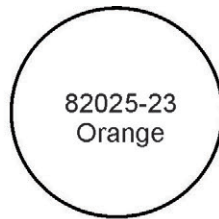
APPLIQUE PATTERNS




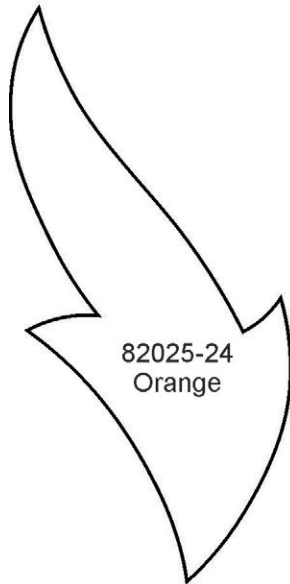
APPLIQUE PATTERNS



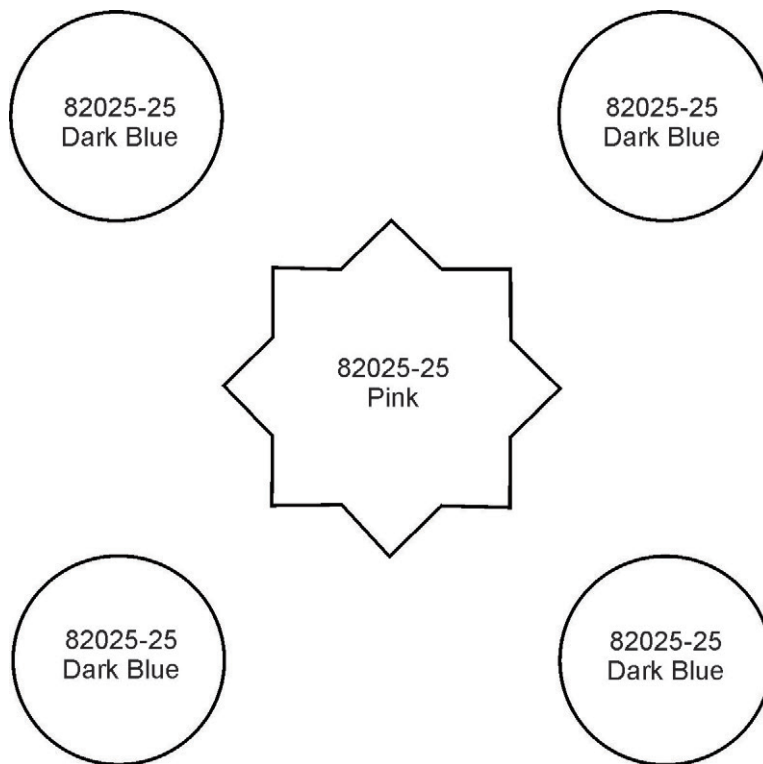
APPLIQUE PATTERNS



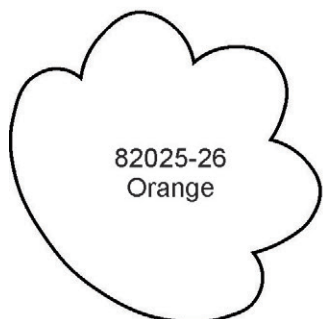
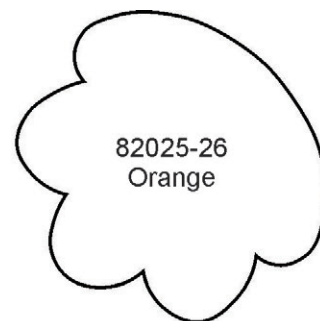

APPLIQUE PATTERNS



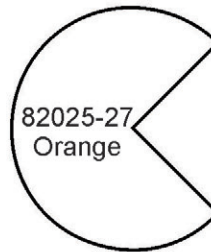
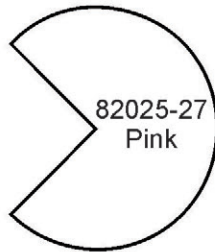
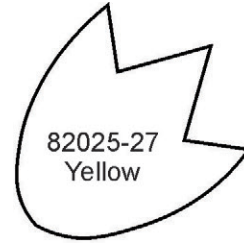
APPLIQUE PATTERNS



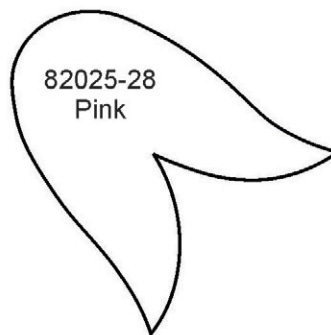
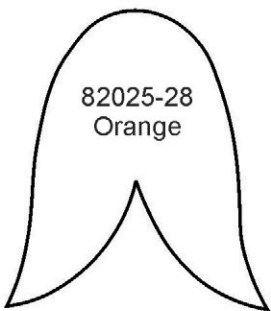

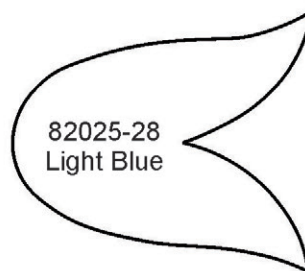
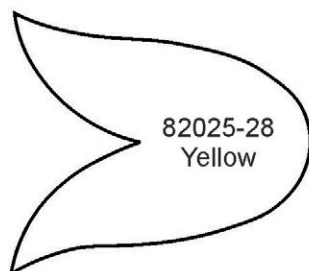
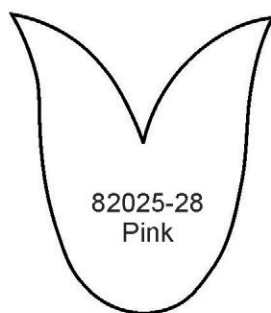
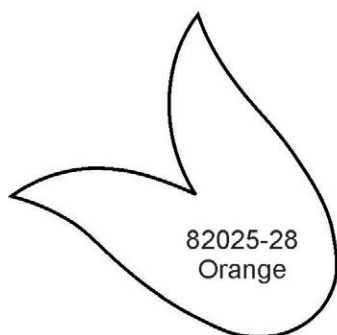
APPLIQUE PATTERNS



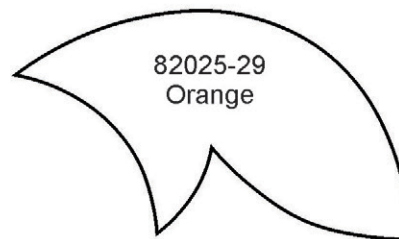

APPLIQUE PATTERNS



APPLIQUE PATTERNS



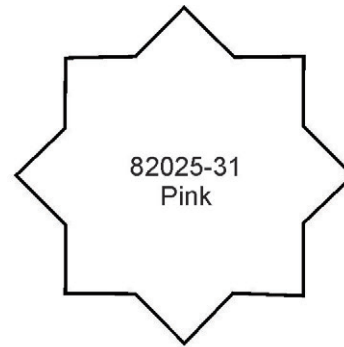
APPLIQUE PATTERNS



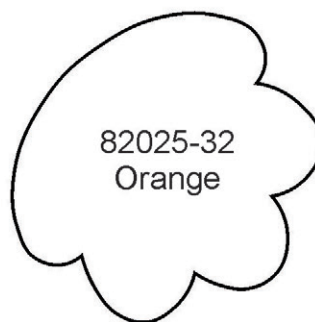
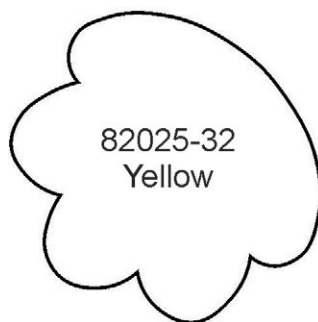
APPLIQUE PATTERNS



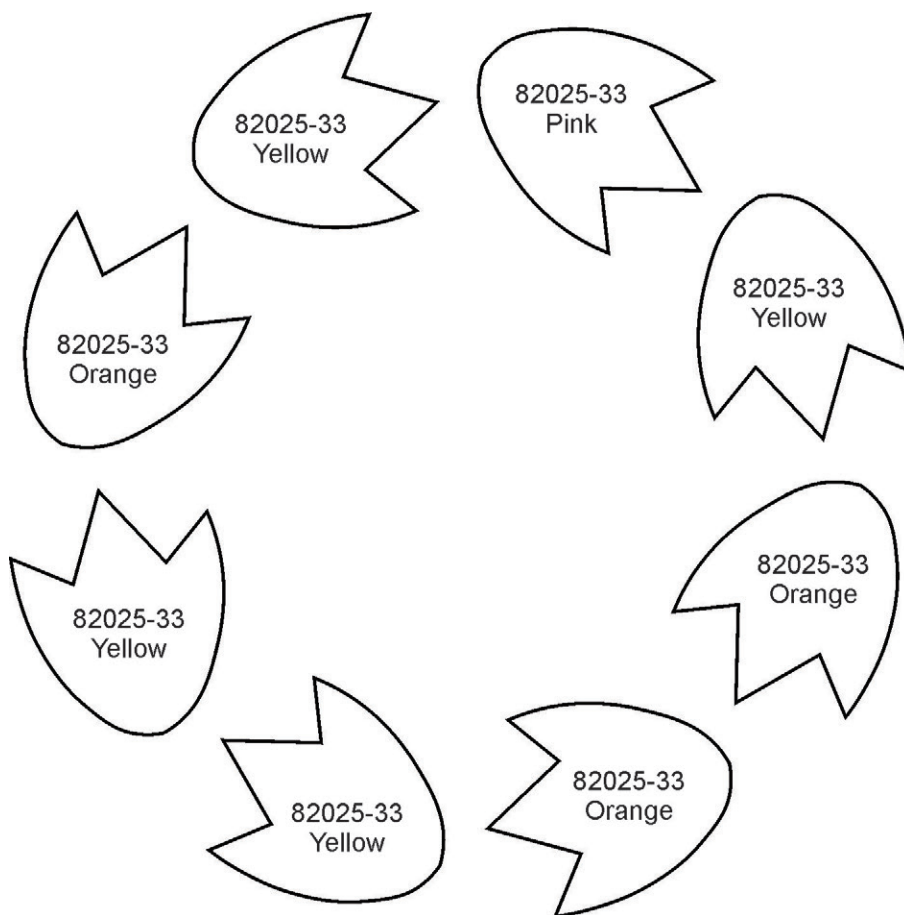
APPLIQUE PATTERNS



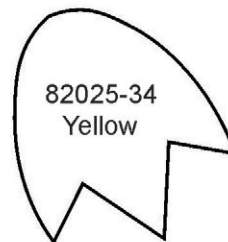
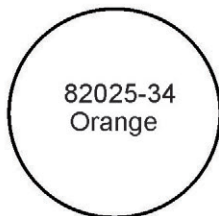
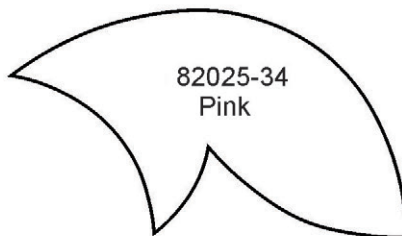
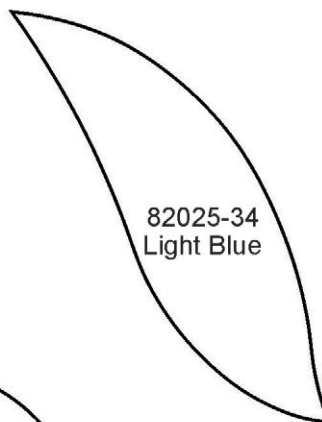

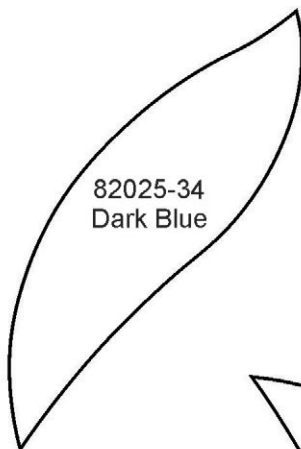
APPLIQUE PATTERNS




APPLIQUE PATTERNS



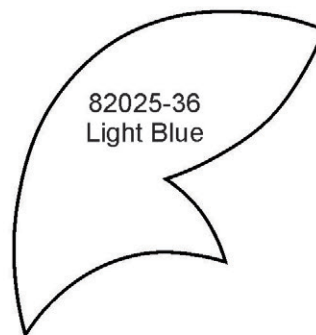
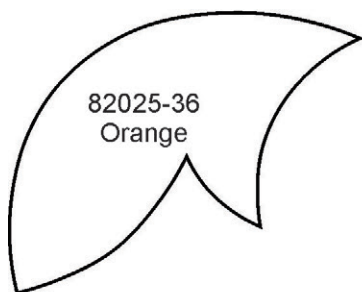
APPLIQUE PATTERNS



APPLIQUE PATTERNS



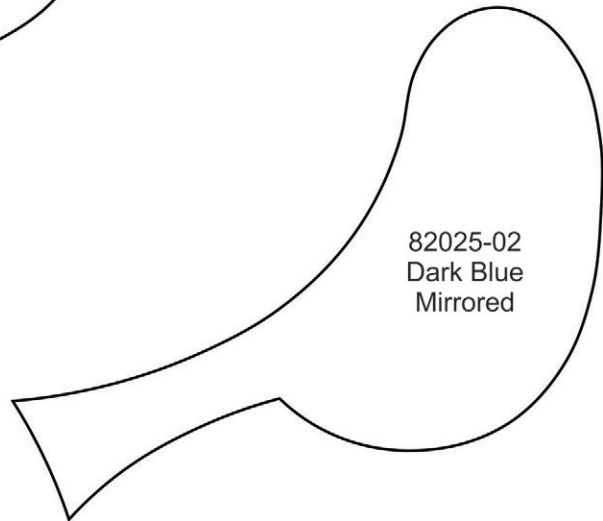
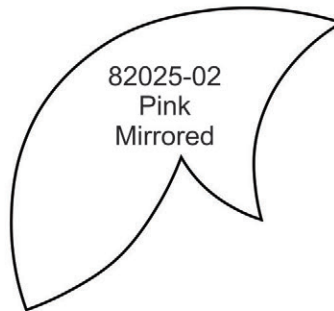
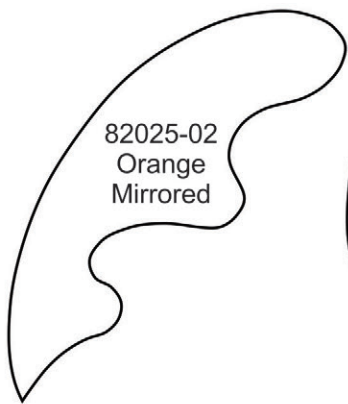
APPLIQUE PATTERNS



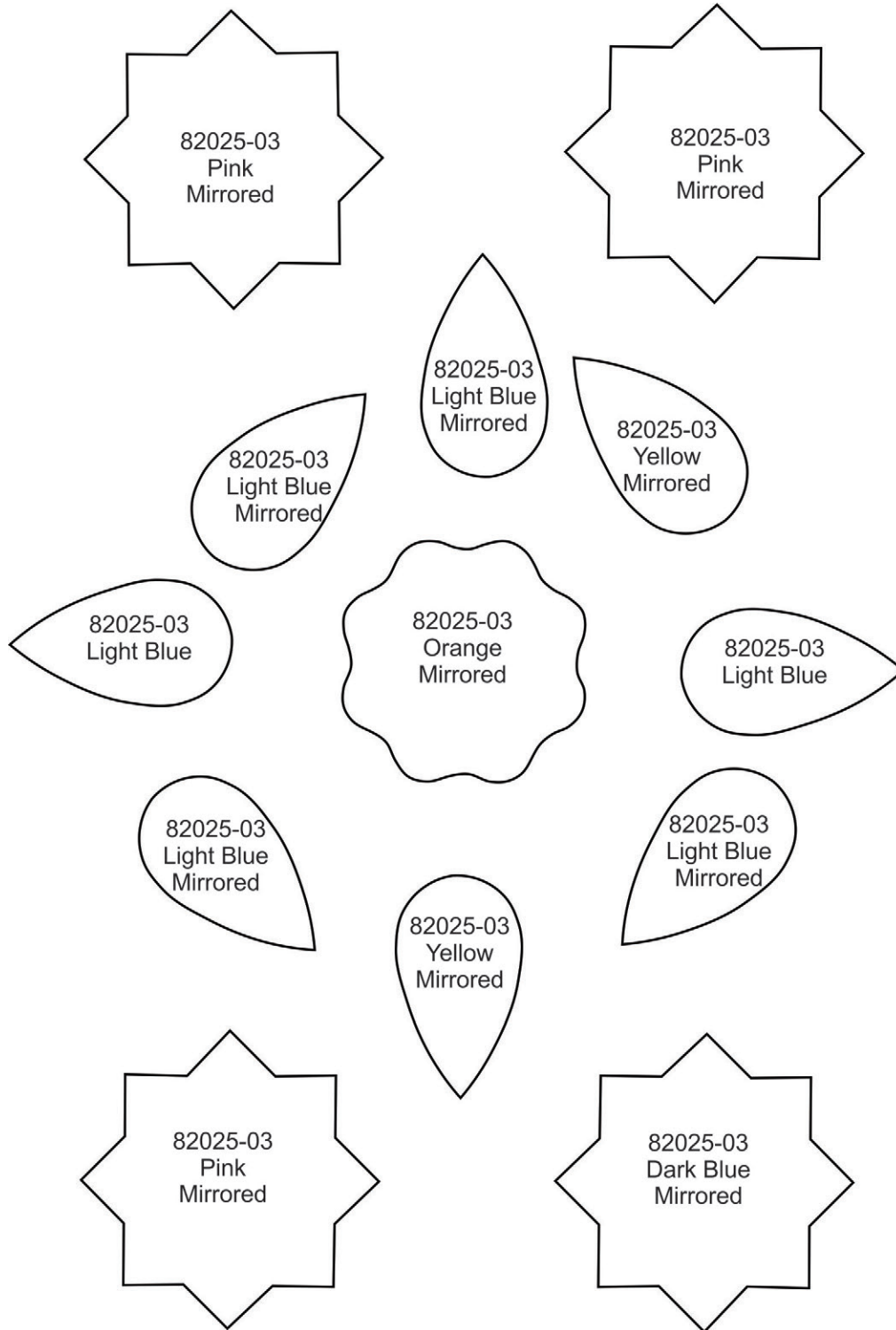
MIRRORED PATTERNS



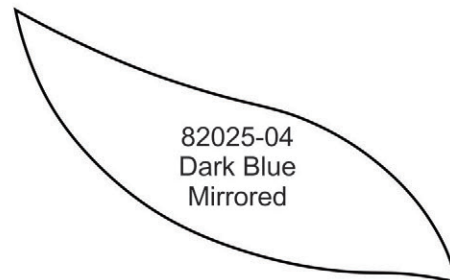
MIRRORED PATTERNS




MIRRORED PATTERNS



MIRRORED PATTERNS



MIRRORED PATTERNS



MIRRORED PATTERNS



MIRRORED PATTERNS



82025-07
Dark Blue
Mirrored

82025-07
Yellow
Mirrored

82025-07
Light Blue
Mirrored

82025-07
Pink
Mirrored

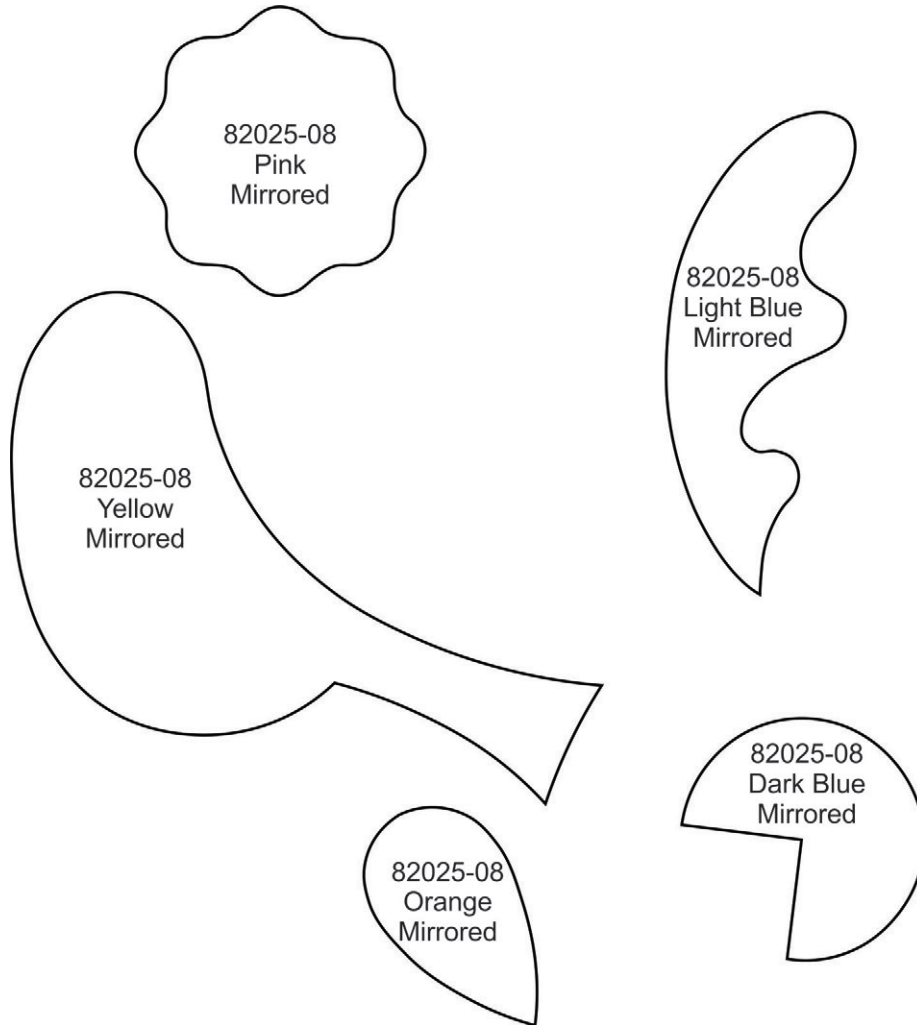
82025-07
Orange
Mirrored

82025-07
Yellow
Mirrored

82025-07
Light Blue
Mirrored

82025-07
Pink
Mirrored

MIRRORED PATTERNS



MIRRORED PATTERNS



82025-09
Light Blue
Mirrored

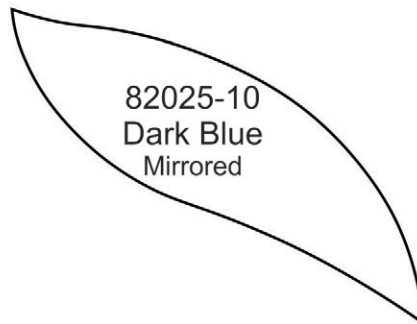
82025-09
Yellow
Mirrored

82025-09
Dark Blue
Mirrored

82025-09
Orange
Mirrored

82025-09
Pink
Mirrored

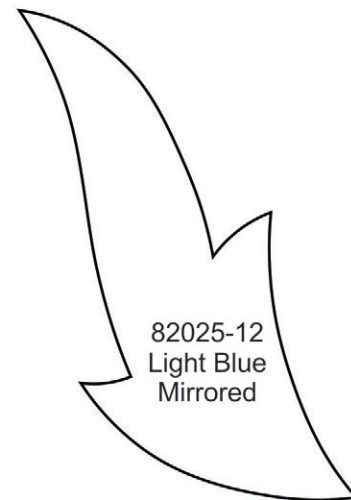
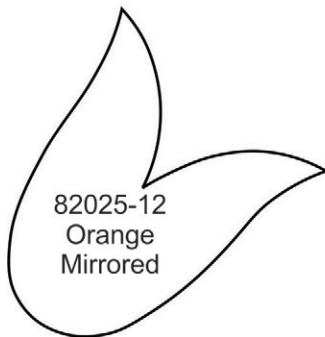
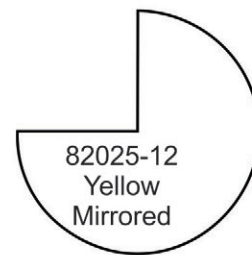
MIRRORED PATTERNS



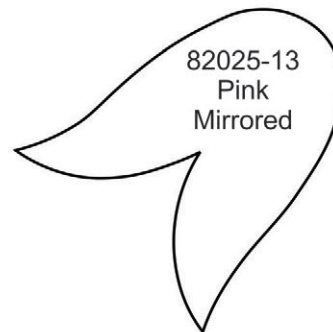
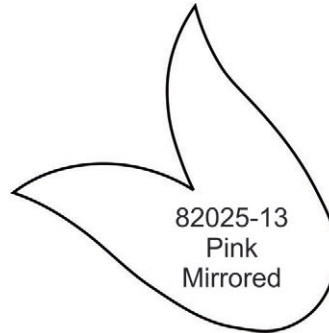
MIRRORED PATTERNS



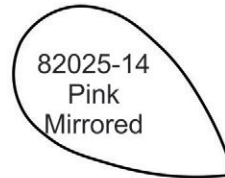

MIRRORED PATTERNS



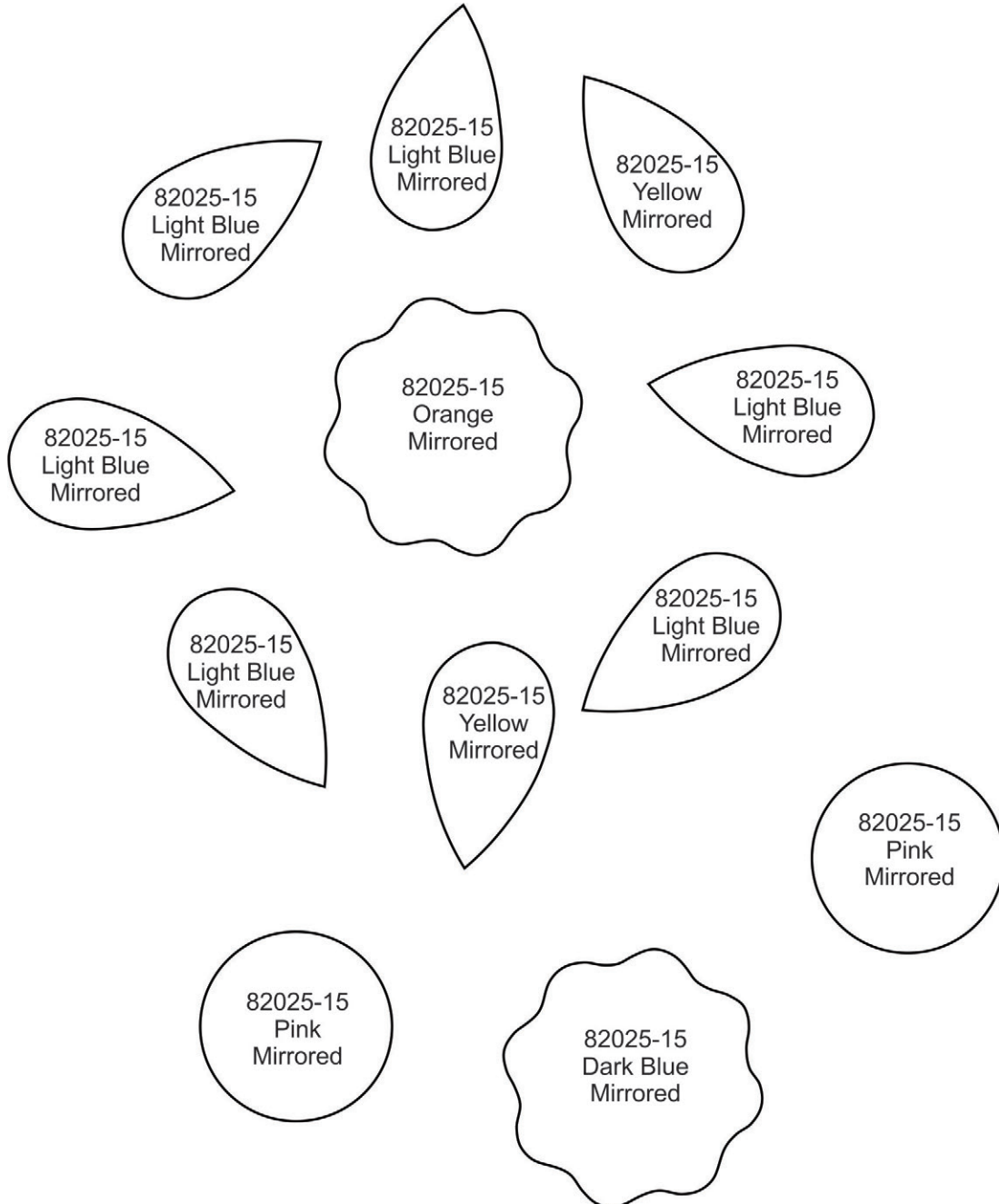
MIRRORED PATTERNS



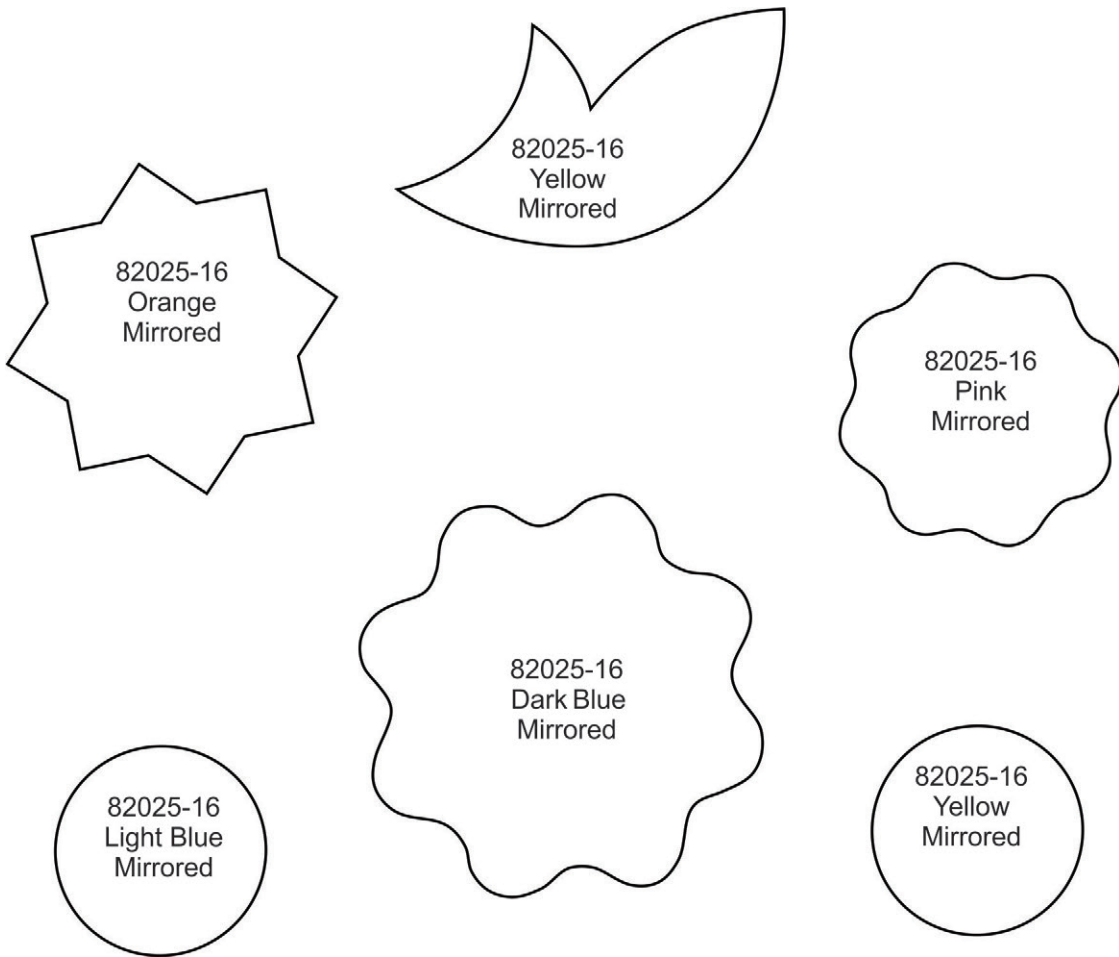
MIRRORED PATTERNS



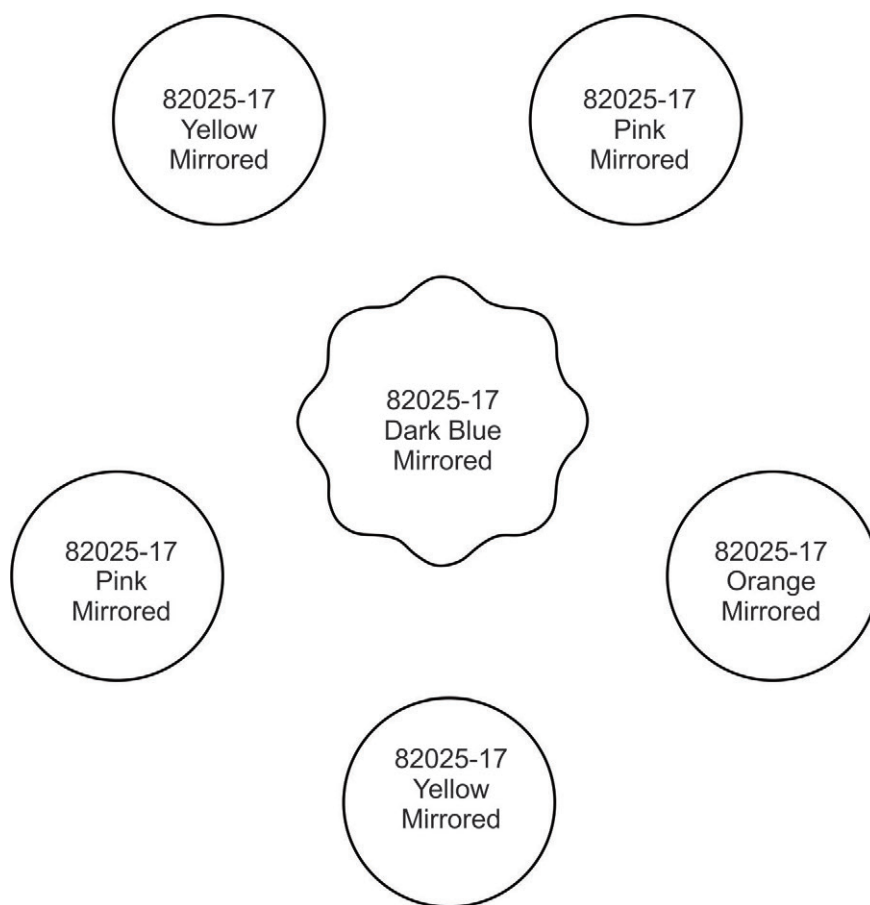
MIRRORED PATTERNS



MIRRORED PATTERNS



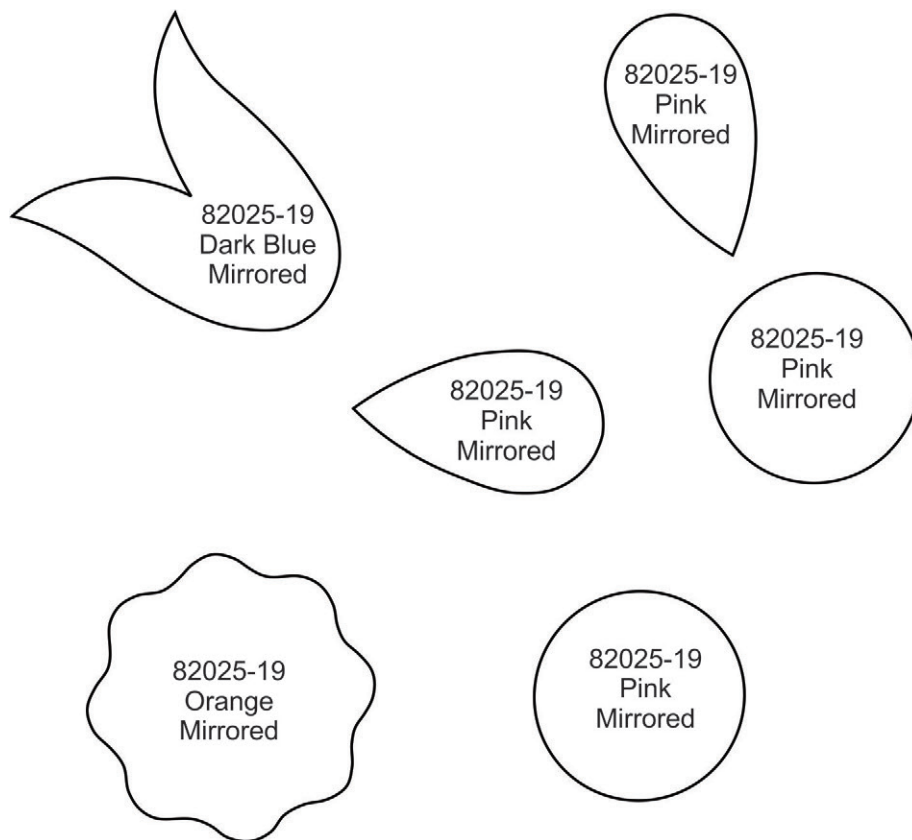
MIRRORED PATTERNS



MIRRORED PATTERNS



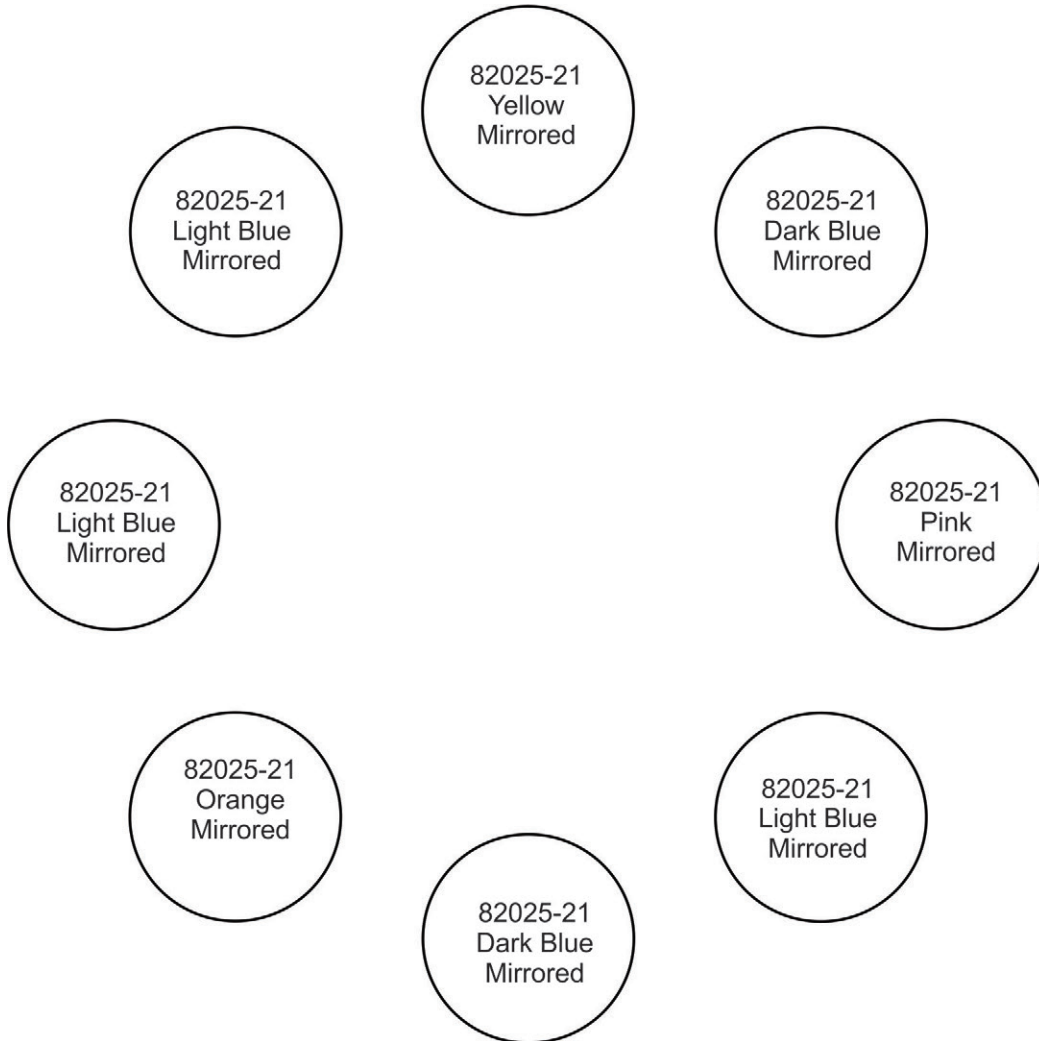
MIRRORED PATTERNS



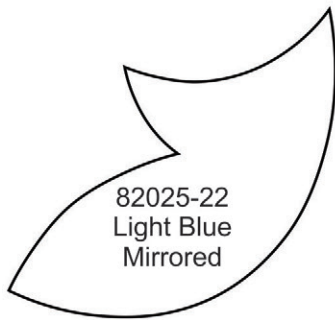

MIRRORED PATTERNS



MIRRORED PATTERNS



MIRRORED PATTERNS



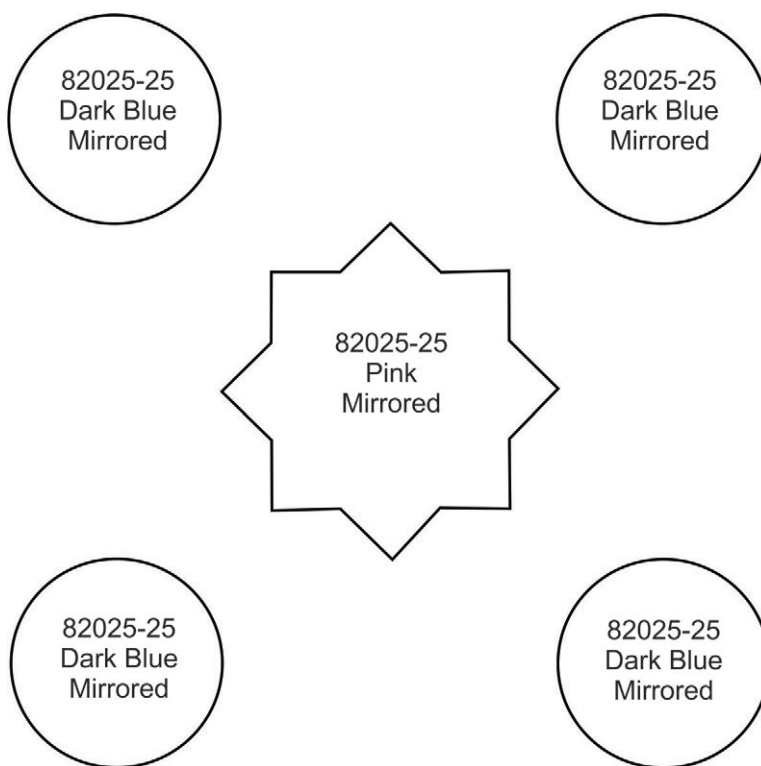
MIRRORED PATTERNS



MIRRORED PATTERNS



MIRRORED PATTERNS



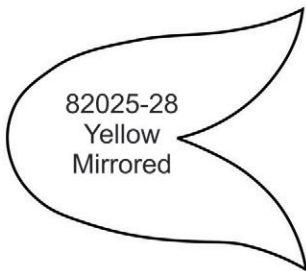
MIRRORED PATTERNS



MIRRORED PATTERNS



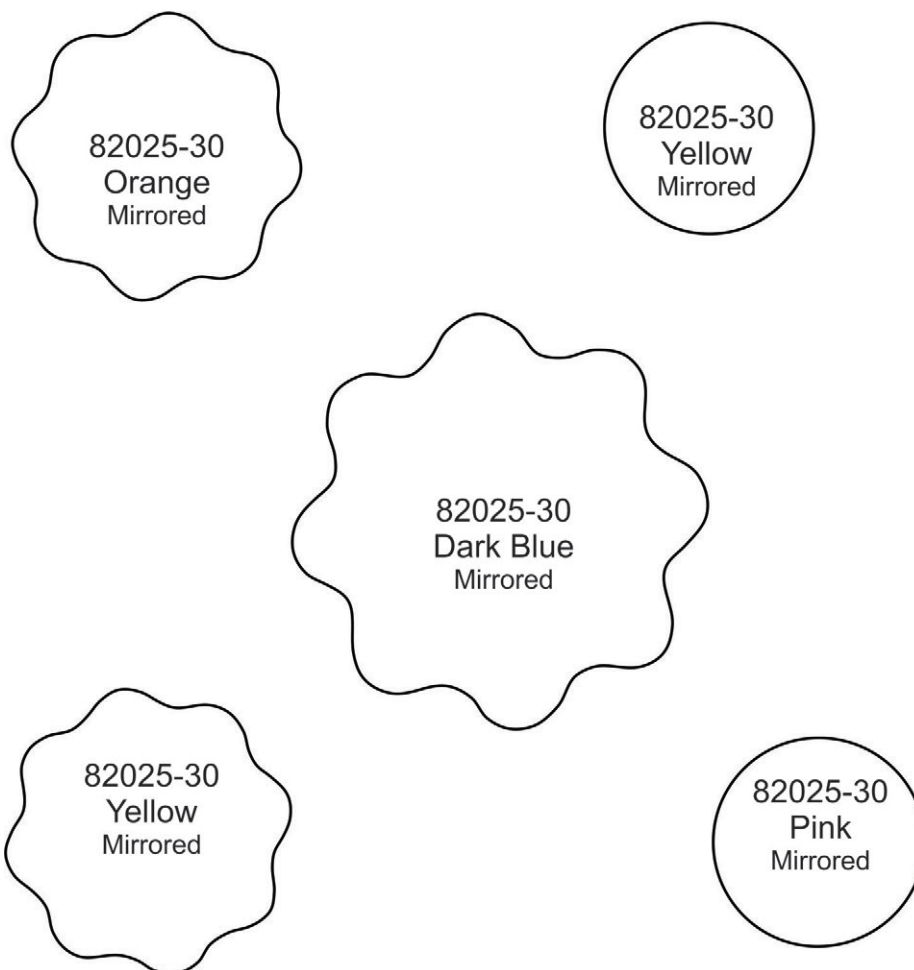
MIRRORED PATTERNS



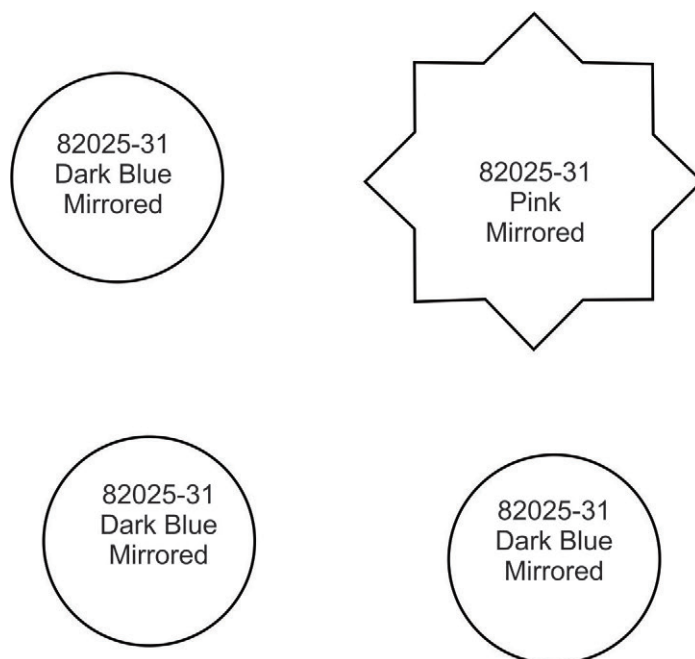
MIRRORED PATTERNS



MIRRORED PATTERNS



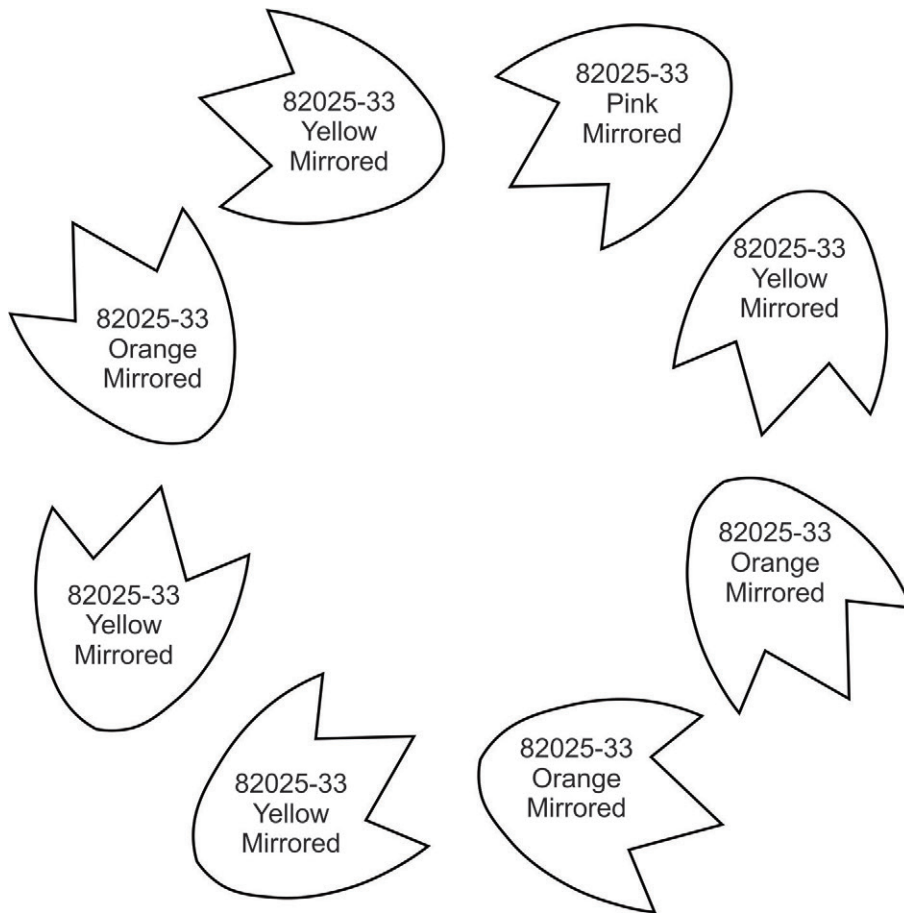
MIRRORED PATTERNS



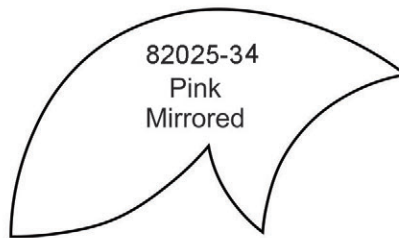
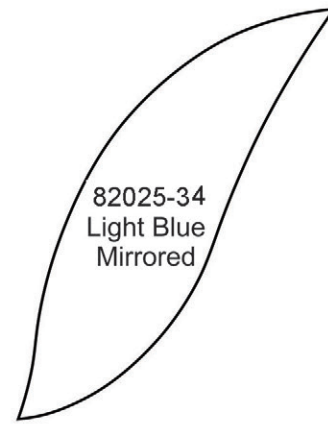
MIRRORED PATTERNS



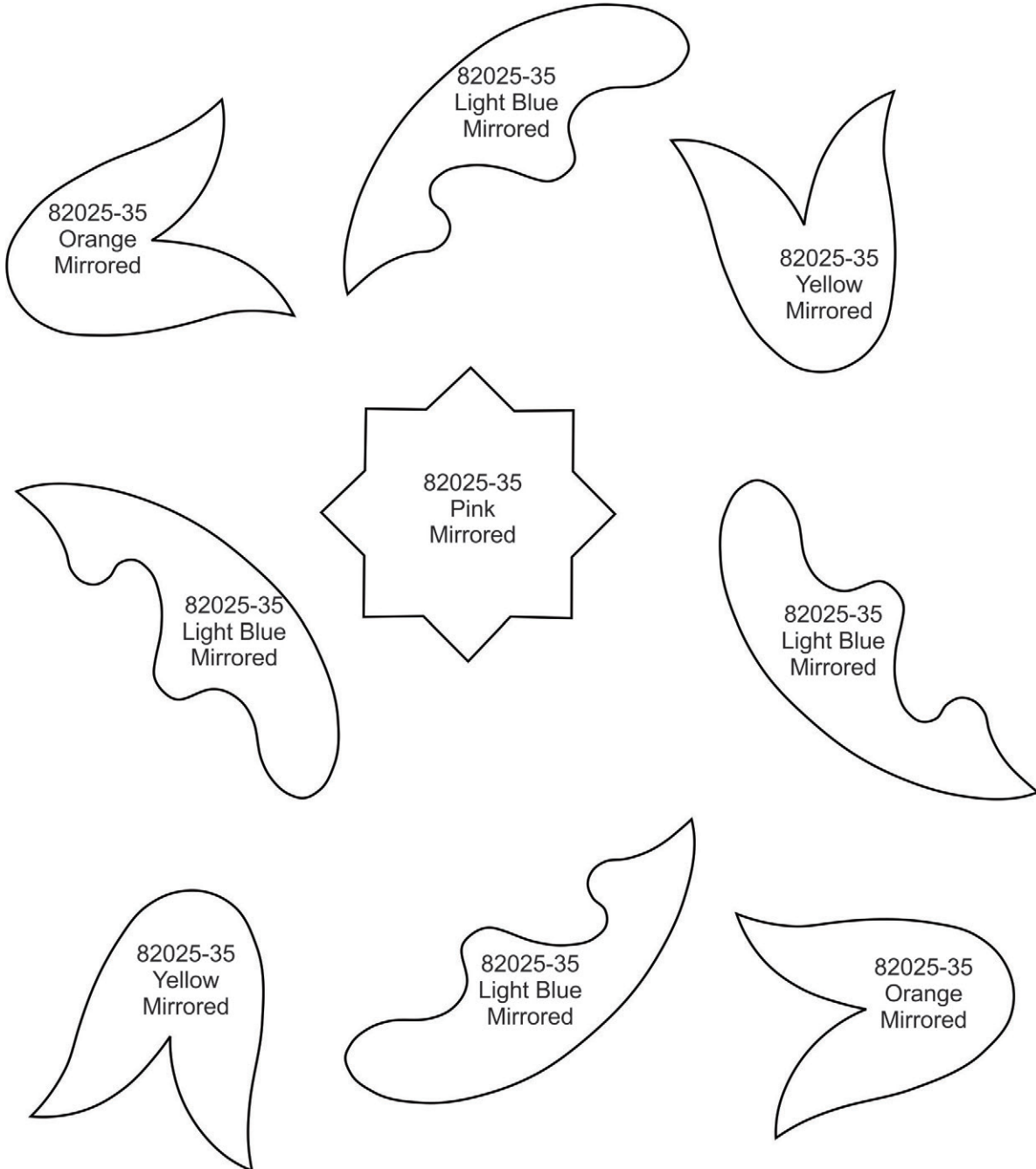
MIRRORED PATTERNS



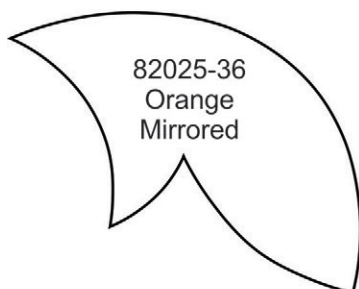
MIRRORED PATTERNS



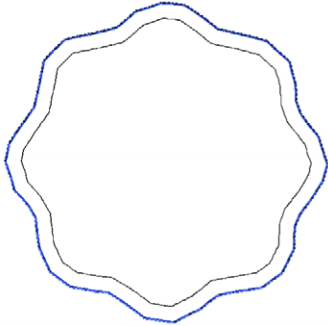
MIRRORED PATTERNS



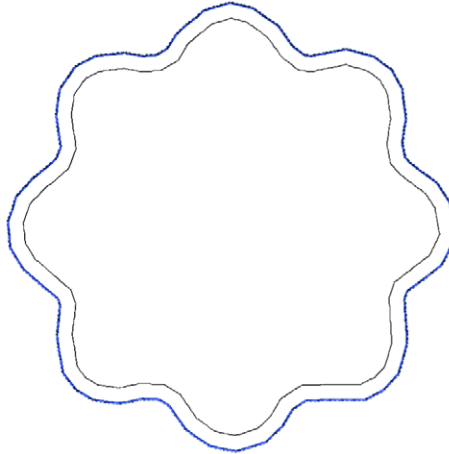
MIRRORED PATTERNS



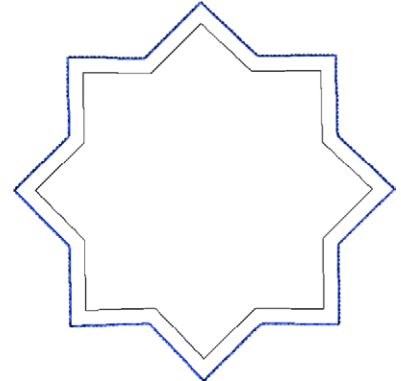
82025-A_CWA



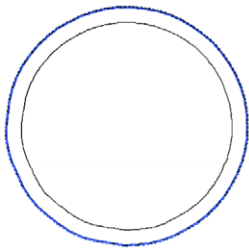
82025-B_CWA




82025-C_CWA



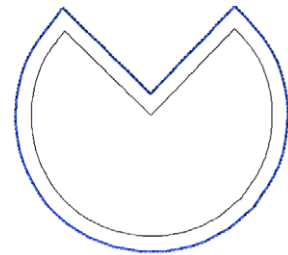
82025-D_CWA



82025-E_CWA




82025-F_CWA



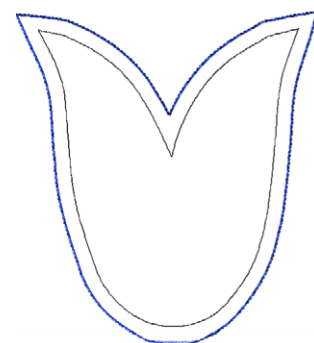
82025-G_CWA



82025-H_CWA



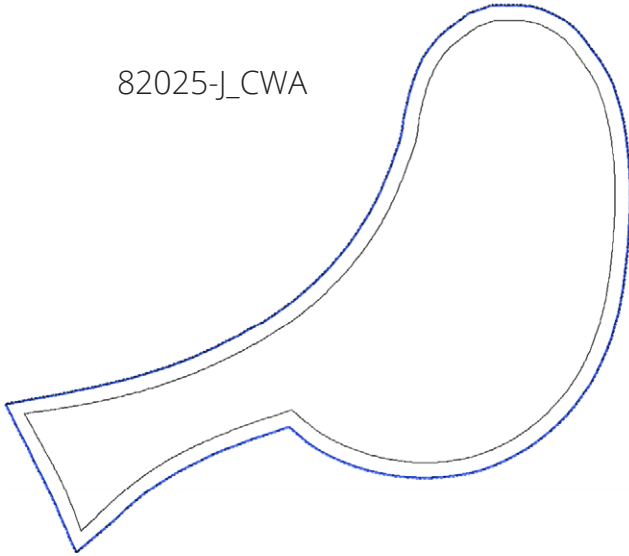
82025-I_CWA



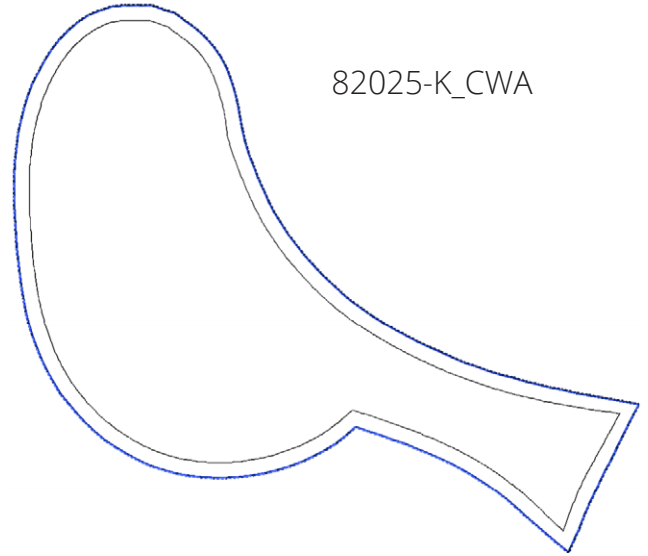
CUTWORK FILES




82025-J_CWA




82025-K_CWA



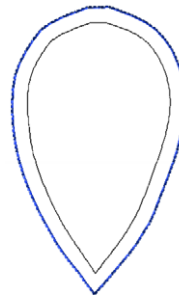
82025-L_CWA




82025-M_CWA



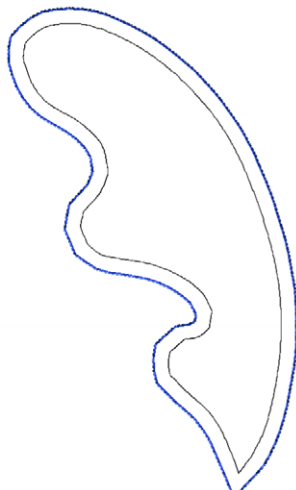
82025-N_CWA



82025-O_CWA



82025-P_CWA



82025-Q_CWA

