



#90008  
26 DESIGNS



HOMEMADE BY TULA PINK  
COLLECTION

It is a violation of Copyright law to make and distribute copies of electronic designs or artwork.  
Electronic designs are licensed to the original purchaser for use at one location. ©2020 Tula Pink. All rights reserved.

# MATERIALS



## Isacord Thread Colors

0020 Black  
0184 Pearl  
0310 Yellow  
0670 Cream  
0731 Applesauce  
1351 Starfish  
1521 Flamingo  
1805 Strawberry  
2011 Fire Engine  
2171 Blush  
2508 Hot Pink  
2532 Pretty in Pink  
2650 Impatiens  
2900 Deep Purple  
2920 Purple  
2953 Concord Fog  
3265 Slate Gray  
3622 Imperial Blue  
3830 Surfs Up  
4610 Deep Aqua  
5230 Bottle Green  
5450 Basic Seafoam  
5833 Limabean  
6011 Tamarack  
6133 Caper



# DESIGNS






























Note: Some designs in this collection may have been created using unique special stitches and/or techniques. To preserve design integrity when rescaling or rotating designs in your software, always rescale or rotate designs using the handles directly on-screen.

## 90008-01 Embroidery Machine 1

Size Inches:                      Size mm:                      Stitch Count:  
**9.66 X 7.70 in.    245.4 X 195.6 mm    79293 St.**



	1. Machine Light Pink Detail.....	2171
	2. Machine Peach Detail .....	1351
	3. Machine Light Red Detail .....	1521
	4. Machine Light Purple Detail.....	2650
	5. Machine Dark Pink Detail .....	2508
	6. Machine Dark Red Detail.....	2011
	7. Machine Light Teal Detail .....	5450
	8. Machine Gray Detail.....	3265
	9. Machine Light Green Detail .....	6011
	10. Olive Green Leaves .....	6133
	11. Plug Dark Teal Detail .....	5230
	12. Plug & Pedal Dark Pink Detail.....	2508
	13. Leaf & Flower Light Green Detail .....	6011
	14. Light Pink Flower & Pedal Detail.....	2171
	15. Peach Flower Detail.....	1351
	16. Medium Red Flower Detail .....	1805
	17. Light Purple Pedal Detail.....	2650
	18. Light Green Pedal Detail .....	6011
	19. Dark Pink Flower Detail.....	2508
	20. Light Teal Leaf Detail.....	5450
	21. Dark Teal Leaf & Flower Detail.....	5230
	22. Gray Detail .....	3265
	23. Dark Teal Large Flower Detail.....	5230
	24. Machine Dark Purple Detail .....	2900
	25. Medium Red Stamens & Pedal Detail.....	1805
	26. Dark Pink Leaf Detail.....	2508
	27. Peach Background Detail .....	1351

# DESIGNS



Note: Some designs in this collection may have been created using unique special stitches and/or techniques. To preserve design integrity when rescaling or rotating designs in your software, always rescale or rotate designs using the handles directly on-screen.

## 90008-02 Scissors 1

Size Inches:                      Size mm:                      Stitch Count:  
**8.07 X 7.70 in.    205.0 X 195.6 mm    60898 St.**

■ 1. Single Color Design .....2953



# DESIGNS

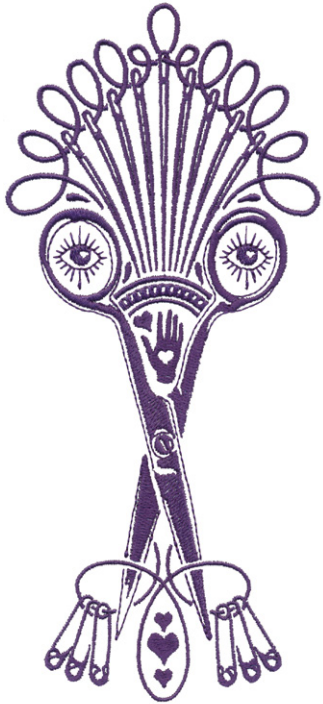


Note: Some designs in this collection may have been created using unique special stitches and/or techniques. To preserve design integrity when rescaling or rotating designs in your software, always rescale or rotate designs using the handles directly on-screen.

## 90008-03 Scissors 2

Size Inches:                      Size mm:                      Stitch Count:  
**8.07 X 3.64 in.    205.0 X 92.5 mm    19112 St.**

■ 1. Single Color Design .....2953



# DESIGNS



Note: Some designs in this collection may have been created using unique special stitches and/or techniques. To preserve design integrity when rescaling or rotating designs in your software, always rescale or rotate designs using the handles directly on-screen.

## 90008-04 Embroidery Machine 2

Size Inches:                      Size mm:                      Stitch Count:  
**9.72 X 3.29 in.    246.9 X 83.6 mm    50086 St.**



- 1. Cream Machine Detail..... 0670
- 2. Light Green Machine Detail ..... 6011
- 3. Medium Purple Machine Detail .....2900
- 4. Light Teal Machine Detail ..... 5450
- 5. Light Purple Machine Detail..... 2920
- 6. Dark Purple Machine & Leaf Detail.....2953
- 7. Light Red Machine Detail .....1521
- 8. Light Green Flower Detail..... 6011
- 9. Dark Pink Flower Detail..... 2508
- 10. Light Teal Cord Detail..... 5450
- 11. Light Green Cord & Machine Detail ..... 6011
- 12. Light Teal Flower Detail..... 5450
- 13. Light Red Leaf & Flower Detail ..... 1521
- 14. Medium Purple Flower Detail.....2900
- 15. Dark Purple Outlines & Branches.....2953
- 16. Cream Highlights ..... 0670
- 17. Medium Purple Flower Highlights.....2900
- 18. Dark Pink Flower Highlights..... 2508



# DESIGNS



Note: Some designs in this collection may have been created using unique special stitches and/or techniques. To preserve design integrity when rescaling or rotating designs in your software, always rescale or rotate designs using the handles directly on-screen.

## 90008-05 Embroidery Machine 3

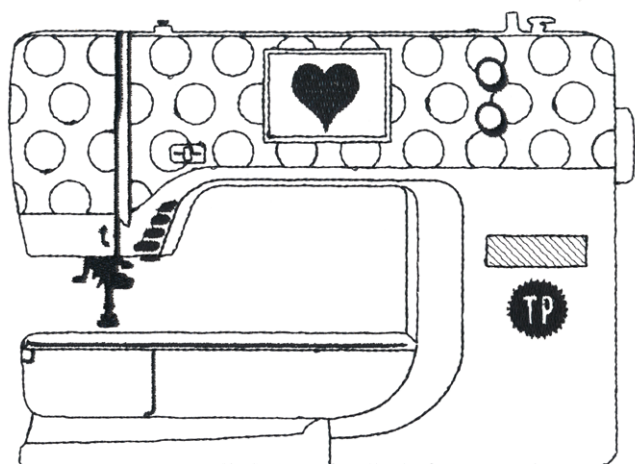
Size Inches:                      Size mm:                      Stitch Count:  
**6.77 X 4.86 in.    172.0 X 123.4 mm    47881 St.**



- 1. Cream Detail..... 0670
- 2. Light Purple Detail ..... 2920
- 3. Light Teal Detail..... 5450
- 4. Tan Detail ..... 0184
- 5. Dark Purple Detail.....2900
- 6. Dark Teal Detail ..... 5230
- 7. Green Detail ..... 6011
- 8. Gray Detail ..... 3265
- 9. Light Pink Detail ..... 2532
- 10. Dark Pink Detail..... 2508
- 11. Lettering..... 0184

## 90008-06 Embroidery Machine 4

Size Inches:                      Size mm:                      Stitch Count:  
**6.73 X 4.84 in.    170.9 X 122.9 mm    9530 St.**




- 1. Single Color Design ..... 0020

# DESIGNS



Note: Some designs in this collection may have been created using unique special stitches and/or techniques. To preserve design integrity when rescaling or rotating designs in your software, always rescale or rotate designs using the handles directly on-screen.

## 90008-07 Scissors 3



Size Inches:	Size mm:	Stitch Count:
<b>6.50 X 2.85 in.</b>	<b>165.1 X 72.4 mm</b>	<b>15384 St.</b>

- 1. Red Detail .....1805
- 2. Purple Detail.....2953

## 90008-08 Floral 1



Size Inches:	Size mm:	Stitch Count:
<b>4.30 X 4.23 in.</b>	<b>109.2 X 107.4 mm</b>	<b>25343 St.</b>

- 1. Olive Green Leaves .....6133
- 2. Light Green Flower Detail..... 6011
- 3. Light Pink Flower Detail ..... 2171
- 4. Peach Flower Detail.....1351
- 5. Medium Red Flower Detail .....1805
- 6. Dark Pink Flower Detail..... 2508
- 7. Light Teal Leaves..... 5450
- 8. Dark Teal Flower & Leaf Detail..... 5230
- 9. Gray Detail .....3265
- 10. Dark Teal Flower Detail ..... 5230
- 11. Medium Red Stamens.....1805
- 12. Dark Pink Leaf Detail..... 2508



# DESIGNS




Note: Some designs in this collection may have been created using unique special stitches and/or techniques. To preserve design integrity when rescaling or rotating designs in your software, always rescale or rotate designs using the handles directly on-screen.

## 90008-09 Floral 2

Size Inches: **2.41 X 2.94 in.**      Size mm: **61.2 X 74.7 mm**      Stitch Count: **16474 St.**










	1. Light Green Detail.....	6011
	2. Light Pink Detail.....	2171
	3. Peach Detail.....	1351
	4. Medium Red Detail.....	1805
	5. Dark Pink Detail.....	2508
	6. Gray Detail.....	3265
	7. Dark Teal Detail.....	5230

## 90008-10 Notions Border

Size Inches: **6.84 X 0.70 in.**      Size mm: **173.7 X 17.8 mm**      Stitch Count: **2571 St.**



	1. Heart.....	1805
	2. Thread.....	1521
	3. Safety Pin.....	0731
	4. Scissors.....	0310
	5. Button.....	5833
	6. Machine.....	4610
	7. Needles.....	3622

# DESIGNS











Note: Some designs in this collection may have been created using unique special stitches and/or techniques. To preserve design integrity when rescaling or rotating designs in your software, always rescale or rotate designs using the handles directly on-screen.

## 90008-11 HOMEMADE Border

Size Inches:                      Size mm:                      Stitch Count:  
**6.48 X 0.77 in.    164.6 X 19.6 mm    1505 St.**



	1. Pink H.....	2508
	2. Heart.....	1805
	3. Light Red M.....	1521
	4. Tan E.....	0731
	5. Yellow M.....	0310
	6. Green A.....	5833
	7. Light Blue D.....	4610
	8. Dark Blue E.....	3622

## 90008-12 Rotary Cutter

Size Inches:                      Size mm:                      Stitch Count:  
**4.95 X 1.86 in.    125.7 X 47.2 mm    9907 St.**



	1. Light Blue Detail.....	3830
	2. Dark Blue Detail.....	3622

# DESIGNS



Note: Some designs in this collection may have been created using unique special stitches and/or techniques. To preserve design integrity when rescaling or rotating designs in your software, always rescale or rotate designs using the handles directly on-screen.

## 90008-13 Seam Ripper



Size Inches:                      Size mm:                      Stitch Count:  
**4.51 X 0.71 in.    114.6 X 18.0 mm    3878 St.**

- 1. Light Blue Detail..... 3830
- 2. Dark Blue Detail ..... 3622

## 90008-14 Tweezer Snips



Size Inches:                      Size mm:                      Stitch Count:  
**3.99 X 1.16 in.    101.3 X 29.5 mm    2582 St.**

- 1. Light Blue Detail..... 3830
- 2. Dark Blue Detail ..... 3622



# DESIGNS



Note: Some designs in this collection may have been created using unique special stitches and/or techniques. To preserve design integrity when rescaling or rotating designs in your software, always rescale or rotate designs using the handles directly on-screen.

## 90008-15 Scissors 4

Size Inches:                      Size mm:                      Stitch Count:  
**2.96 X 1.85 in.    75.2 X 47.0 mm    2343 St.**



- 1. Dark Blue Detail .....3622
- 2. Light Blue Detail..... 3830

## 90008-16 Vine Spool

Size Inches:                      Size mm:                      Stitch Count:  
**4.50 X 1.48 in.    114.3 X 37.6 mm    3907 St.**



- 1. Single Color Design .....2953

# DESIGNS



Note: Some designs in this collection may have been created using unique special stitches and/or techniques. To preserve design integrity when rescaling or rotating designs in your software, always rescale or rotate designs using the handles directly on-screen.

## 90008-17 Vine Hand

Size Inches:                      Size mm:                      Stitch Count:  
**3.96 X 2.17 in.    100.6 X 55.1 mm    3093 St.**


■ 1. Single Color Design .....2953



## 90008-18 Spool

Size Inches:                      Size mm:                      Stitch Count:  
**1.59 X 1.10 in.    40.4 X 27.9 mm    1253 St.**

■ 1. Single Color Design .....2953



# DESIGNS

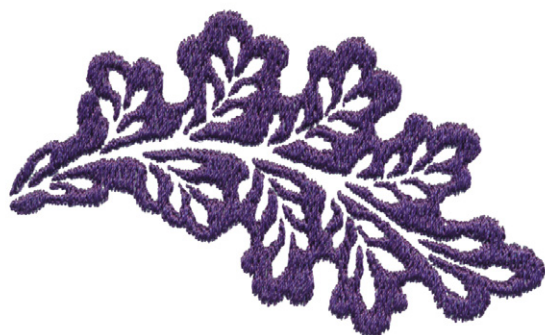


Note: Some designs in this collection may have been created using unique special stitches and/or techniques. To preserve design integrity when rescaling or rotating designs in your software, always rescale or rotate designs using the handles directly on-screen.

## 90008-19 Leaf

Size Inches:                      Size mm:                      Stitch Count:  
**1.81 X 2.91 in.    46.0 X 73.9 mm    6211 St.**


■ 1. Single Color Design .....2953



## 90008-20 Safety Pin Branch

Size Inches:                      Size mm:                      Stitch Count:  
**2.24 X 3.79 in.    56.9 X 96.3 mm    4354 St.**

■ 1. Green Detail .....6133  
■ 2. Pink Detail..... 2532





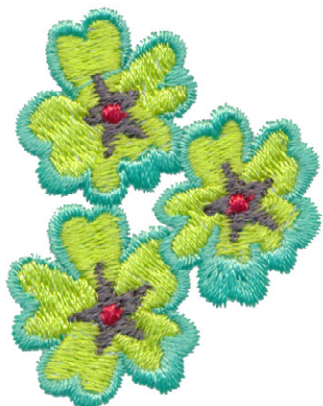
# DESIGNS



Note: Some designs in this collection may have been created using unique special stitches and/or techniques. To preserve design integrity when rescaling or rotating designs in your software, always rescale or rotate designs using the handles directly on-screen.

## 90008-21 Mini Florals

Size Inches:                      Size mm:                      Stitch Count:  
**1.66 X 1.28 in.    42.2 X 32.5 mm    4263 St.**



- 1. Light Green Detail..... 6011
- 2. Dark Teal Detail ..... 5230
- 3. Gray Detail ..... 3265
- 4. Medium Red Stamens..... 1805

## 90008-22 Heart Hands

Size Inches:                      Size mm:                      Stitch Count:  
**0.87 X 1.51 in.    22.1 X 38.4 mm    1439 St.**



- 1. Heart..... 1805
- 2. Hands..... 2532

# DESIGNS



Note: Some designs in this collection may have been created using unique special stitches and/or techniques. To preserve design integrity when rescaling or rotating designs in your software, always rescale or rotate designs using the handles directly on-screen.

## 90008-23 Heart Hand

Size Inches:                      Size mm:                      Stitch Count:  
**1.35 X 0.90 in.    34.3 X 22.9 mm    1125 St.**



- 1. Heart.....1805
- 2. Hand.....2532

## 90008-24 Scissors Hand

Size Inches:                      Size mm:                      Stitch Count:  
**1.39 X 1.63 in.    35.3 X 41.4 mm    1417 St.**



- 1. Hand.....2532
- 2. Scissors.....1805

# DESIGNS



Note: Some designs in this collection may have been created using unique special stitches and/or techniques. To preserve design integrity when rescaling or rotating designs in your software, always rescale or rotate designs using the handles directly on-screen.

## 90008-25 Thimble Hand

Size Inches:	Size mm:	Stitch Count:
<b>1.22 X 1.29 in.</b>	<b>31.0 X 32.8 mm</b>	<b>987 St.</b>

- 1. Hand.....2532
- 2. Thimble .....1805





# DESIGNS



Note: Some designs in this collection may have been created using unique special stitches and/or techniques. To preserve design integrity when rescaling or rotating designs in your software, always rescale or rotate designs using the handles directly on-screen.

## 90008-26 Embroidery Machine Quilt Label

Size Inches:                      Size mm:                      Stitch Count:  
**5.88 X 4.86 in.    149.4 X 123.4 mm    20943 St.**



- 1. Fabric Placement Stitch ..... 0020
- 2. Tackdown/ Match Fabric ..... 0020
- 3. Machine Light Pink Detail..... 2171
- 4. Machine Light Purple Detail..... 2650
- 5. Machine Peach Detail ..... 1351
- 6. Machine Light Red Detail ..... 1521
- 7. Machine Light Teal Detail ..... 5450
- 8. Machine & Leaf Gray Detail ..... 3265
- 9. Machine Light Green Detail ..... 6011
- 10. Plug & Flower Light Purple Detail..... 2650
- 11. Flower Medium Red Detail ..... 1805
- 12. Flower Dark Pink Detail..... 2508
- 13. Flower Peach Detail..... 1351
- 14. Light Green Leaf & Flower Detail ..... 6011
- 15. Dark Gray Stamen & Vines ..... 3265
- 16. Red Lettering..... 1521
- 17. Seam/ Match Fabric ..... 0020

# MATERIALS



## Stabilizer

- OESD PolyMesh CutAway

## Fabric/Notions


- Temporary Spray Adhesive
- Fabric of your choice
- OESD Expert TearAway Tape (optional)
- OESD Point & Press Tool (optional)

# INSTRUCTIONS




## Step 1

- Precut 2 pieces of fabric 6" x 7".




## Step 2

- Hoop 1 layer of PolyMesh CutAway.
- Stitch Machine Step #1, Label Placement Stitch.



## Step 3

- Lightly spray the wrong side of the 6" x 7" front fabric with temporary adhesive spray. Place directly over the placement stitch, covering it entirely. (Tape in place with OESD Expert TearAway Tape if desired).




# INSTRUCTIONS



## Step 4

- Stitch Machine Step #2, Tackdown.




## Step 5

- Stitch the remaining design colors, STOPPING before the last Machine Step.



## Step 6

- Before Stitching Machine Step #17, place the 6" x 7" back fabric facedown covering the design entirely. (Tape in place with OESD Expert TearAway Tape if desired).






# INSTRUCTIONS



## Step 7

- Stitch Machine Step #17, Seam.



## Step 8

- Remove the design from the hoop. Cut  $\frac{1}{4}$ " from the seam line and clip the corners.



## Step 9

- Cut a slit in the back fabric and turn the project through the opening. Use OESD Expert Point & Press Tool the smooth edges and corners.

